

# Measuring, Control and Sensor Technology

---

## Product Catalogue 2024

Focus on  
**YOU**



Issued by:

ProMinent GmbH  
Im Schuhmachergewann 5-11  
69123 Heidelberg  
Germany  
Phone +49 6221 842-0  
info@prominent.com  
www.prominent.com



Technical changes reserved.

All previous catalogues and price lists are superseded with the release of this product catalogue. You can view our general terms and conditions on our homepage.

Heidelberg, January 2024

# Product Catalogue Volume 2

## Measuring, Control and Sensor Technology



### Precision by design

Precise sensor technology and high-performance measuring and control technology are the guarantee of process reliability when metering liquid media.

#### Chapter 1

Monitoring a limit value or building a closed control circuit is standard practice for our sensors – in an enormous range of measuring applications. The product range **DULCOTEST** is application-based and ensures precise measurement of a wide range of values. In real time.

#### Chapter 2

**Measuring and control instruments** from ProMinent are adapted to the relevant application in virtually every process environment. They are available in different performance classes and can be integrated in every process environment.

#### Chapter 3

Fully assembled online measuring units and online control units are suited to measured variables for potable water, food and beverage and waste water applications **DULCOTROL**. They can be configured with a simple, application-based ordering system.

#### Chapter 4

Monitoring and treatment of cooling water with **DULCODOS cooling water** – the compact measuring and control system specially designed for the treatment of cooling water in evaporation cooling systems and wet separators.

#### Chapter 5

The metering systems **DULCODOS Pool** are the result of years of application-based development work at ProMinent. After all, you don't have to reinvent the wheel every time. With ProMinent you can reduce your costs by choosing carefully designed complete solutions.

#### Chapter 6

ProMinent's **DULCONNEX** is the smart overall solution for digitally networking your system components.

### Focus on you

ProMinent is close to hand no matter where you are: 55 dedicated sales, production and service companies guarantee service and availability in close proximity to our customers. For many years this has meant a local presence for our customers in over 100 countries.



Our sales team will be happy to be of assistance should you have any questions about metering technology or water treatment. You will find the contact details of your local contact at

[www.prominent.com/en/locations](http://www.prominent.com/en/locations)



# Table of contents

Measuring, Control and Sensor Technology		Page
<b>1</b>	<b>Sensor Technology DULCOTEST</b>	<b>9</b>
1.1	Overview of Sensor Technology DULCOTEST	9
1.1.1	Selection Guide	9
1.2	Amperometric Sensors DULCOTEST	13
1.2.1	Amperometric Sensors for Chlorine, Bromine, Chlorine Dioxide, Chlorite, Ozone, Dissolved Oxygen, Peracetic Acid and Hydrogen Peroxide	13
1.2.2	DULCOTEST Sensors for Chlorine	14
1.2.3	DULCOTEST Sensors for Free Chlorine	16
1.2.4	DULCOTEST Sensors for Total Available Chlorine	29
1.2.5	DULCOTEST Sensors for Total Chlorine	31
1.2.6	DULCOTEST Sensors for Bromine	34
1.2.7	DULCOTEST Sensors for Chlorine Dioxide	39
1.2.8	DULCOTEST Sensors for Chlorite	44
1.2.9	DULCOTEST Sensors for Ozone	46
1.2.10	DULCOTEST Sensors for Peracetic Acid	48
1.2.11	DULCOTEST Sensors for Hydrogen Peroxide	51
1.3	Sensors DULCOTEST for pH, ORP, Fluoride and Temperature	55
1.3.1	Selection Guide for pH Sensors, ORP Sensors	55
1.3.2	pH Sensors with SN6 or VARIO Pin Plug-In Head	58
1.3.3	pH Sensors with Fixed Cable	76
1.3.4	ORP Sensors with SN6 Plug-in Head	81
1.3.5	ORP Sensors with Fixed Cable	94
1.3.6	DULCOTEST Sensors for Fluoride	96
1.4	DULCOTEST Sensors for Conductivity	98
1.4.1	Conductivity Sensors	98
1.4.2	2-Electrode Conductivity Sensors	102
1.4.3	Inductive Conductivity Sensors	123
1.5	Optical sensors DULCOTEST	127
1.5.1	Turbidity Measuring Point DULCOTEST DULCO turb C	127
1.5.2	DULCOTEST Sensors for Dissolved Oxygen	129
1.6	Accessories Sensor Technology	131
1.6.1	Sensor Accessories	131
1.6.2	Consumable Items for Sensors	134
1.6.3	Sensor Bypass Armature Modular BAMA	137
1.6.4	Identity Code Ordering System for Sensor Bypass Armature BAMA	142
1.6.5	Accessory for sensor bypass fitting type DGMa	144
1.6.6	In-line Probe Housing for Sensors	145
1.6.7	Immersion Fittings for Sensors	146
1.6.8	Installation Fittings / Adapters	150
<b>2</b>	<b>Measuring and Control Technology</b>	<b>154</b>
2.1	Measuring and Control Units DULCOMETER	154
2.1.1	Overview of Controllers DULCOMETER	154
2.1.2	Survey of Applications in Measuring and Control Technology	157
2.2	Controller DULCOMETER diaLog DACb	158
2.2.1	Controller DULCOMETER diaLog DACb	158

# Table of contents

Measuring, Control and Sensor Technology		Page
2.2.2	Identity Code Ordering System for diaLog DACb, Wall Mounting IP 67	162
2.2.3	Function Upgrade for Measuring and Control System diaLog DACb	164
2.2.4	DACb Application and Ordering Examples	165
2.2.5	Application Examples, Treatment of Swimming Pool Water	166
2.2.6	Application Examples, Potable Water Monitoring	168
2.2.7	Application Examples, Wastewater Monitoring	171
2.2.8	Application Examples in the Food Industry	173
2.2.9	Odour Reduction Application Examples (Clarification Plants)	174
2.3	Controller DULCOMETER D1Cb/D1Cc	175
2.3.1	Controller DULCOMETER D1Cb/D1Cc	175
2.3.2	Identity Code Ordering System DULCOMETER D1Cb, Wall Mounting	178
2.3.3	Identity Code Ordering System DULCOMETER D1Cc, Control Panel Mounting	180
2.3.4	Identity Code Ordering System D1Ub, Subsequent Function Extension for D1Cb	182
2.3.5	Identity Code Ordering System D1Uc, Subsequent Function Extension for D1Cc	182
2.3.6	D1Cb and D1Cc Application and Ordering Examples	183
2.3.7	Application Examples, Treatment of Swimming Pool Water	184
2.3.8	Application Examples, Potable Water Monitoring	186
2.3.9	Application Examples, Wastewater Monitoring	188
2.3.10	Application Examples in the Food Industry	189
2.4	Controller DULCOMETER Compact	190
2.4.1	Controller DULCOMETER Compact	190
2.4.2	Identity Code Ordering System for DULCOMETER Compact	192
2.4.3	Application and Ordering Examples for DULCOMETER Compact	193
2.4.4	Application Examples, Treatment of Swimming Pool Water	194
2.4.5	Application Examples, Potable Water Monitoring	195
2.4.6	Application Examples, Wastewater Monitoring	196
2.5	Controllers for Swimming Pool Water Treatment	197
2.5.1	Controller DULCOPOOL	197
2.5.2	Controller DULCOPOOL Pro	198
2.6	Measuring and Control System DULCOMARIN 3 for Water Treatment in Public Swimming Pools	200
2.6.1	Measuring and Control System DULCOMARIN 3	200
2.6.2	Configuration Examples for the Measuring and Control System DULCOMARIN 3	204
2.6.3	Identity Code Ordering System DULCOMARIN 3	209
2.6.4	Functional Module (F-module) for DULCOMARIN 3	211
2.6.5	Webcam Function for DULCOMARIN 3	212
2.6.6	Modbus RTU Gateway for PROFINET for DULCOMARIN 3	213
2.6.7	Control Module for Chlorine Gas Metering Devices (R Module)	214
2.6.8	Chlorine Sensors for DULCOMARIN II and DULCOMARIN 3	215
2.7	Controllers for Cooling Tower Control	216
2.7.1	Overview of Cooling Tower Control	216
2.7.2	Controller AEGIS X	217
2.7.3	Identity code ordering system for AEGIS X	220
2.7.4	Controller AEGIS II	222



# Table of contents

Measuring, Control and Sensor Technology		Page
2.7.5	Identity code ordering system for AEGIS II	225
2.7.6	Controller SlimFLEX 5a	227
2.7.7	Controller AEGIS S	229
2.7.8	DULCOTEST Sensor for Conductivity, Type CTFS	231
2.7.9	Conductivity Sensor ICT 8-mA	232
2.8	DULCOMETER Transmitters	233
2.8.1	Transmitter DULCOMETER DMTa	233
2.8.2	Identity Code Ordering System Measuring Transducer DMTa	235
2.8.3	Application Example: Measurement of Free Chlorine with Connection to a PLC	236
2.9	Measuring and Test Systems	237
2.9.1	Photometer	237
2.10	Accessories for Measuring and Control Devices	239
2.10.1	Transmitter 4 ... 20 mA (two-wire system)	239
<b>3</b>	<b>Measuring and Control Systems for Potable Water and Waste Water Treatment</b>	<b>241</b>
3.1	Overview of Ordering System for Measuring and Control Points DULCOTROL DWCa	241
3.1.1	Selection Guide	241
3.1.2	Description of the Identity Code Specifications in the DULCOTROL DWCa Ordering System	241
3.2	Measuring and Control Points DULCOTROL DWCa_P Potable Water/F&B	243
3.2.1	Overview of DULCOTROL DWCa_Potable Water/F&B	243
3.2.2	Permissible Measured Variable Combinations for DULCOTROL DWCa_P Potable Water/F&B	244
3.2.3	Identity Code Ordering System, DULCODOS DWCa_P Potable Water/ F&B	245
3.2.4	Examples of DULCOTROL DWCa_P Potable Water/F&B	247
3.3	Measuring and Control Points DULCOTROL DWCa_W Wastewater	248
3.3.1	Overview of DULCOTROL DWCa_W Wastewater	248
3.3.2	Permissible Measured Variable Combinations for DULCOTROL DWCa_W Wastewater	249
3.3.3	Identity Code Ordering System, DULCOTROL DWCa_W Wastewater	250
3.3.4	Examples of DULCOTROL DWCa_W Wastewater	252
3.4	Technical Description of the Scope of Delivery of Measuring and Control Systems DULCOTROL DWCa	253
3.4.1	Technical Description of Controllers	253
3.4.2	Technical Description of Sensors	254
3.4.3	Technical Description of Sensor Fittings	256
3.4.4	Technical Description of the Hydraulic Connector/Pipework	257
3.4.5	Technical Description of Optional Accessories	257
<b>4</b>	<b>Measuring and Control System for Cooling Water Treatment</b>	<b>258</b>
4.1	Measuring and Control System for Cooling Water Treatment	258
4.1.1	Measuring and Control System DULCODOS Cooling Water	258
<b>5</b>	<b>Metering Systems for Swimming Pool Water Treatment</b>	<b>263</b>
5.1	DULCODOS Pool Swimming Pool Metering Systems	263
5.1.1	Overview	263
5.1.2	Metering System DULCODOS Pool Soft	265
5.1.3	Identity Code Ordering System for DULCODOS Pool Soft	266

# Table of contents

Measuring, Control and Sensor Technology		Page
5.1.4	Metering System DULCODOS Pool Basic	268
5.1.5	Identity Code Ordering System for DULCODOS Pool Basic	269
5.1.6	Metering System DULCODOS Pool Comfort	271
5.1.7	Identity Code Ordering System for DULCODOS Pool Comfort	272
5.1.8	Metering System DULCODOS Pool Professional	274
5.1.9	Identity Code Ordering System for DULCODOS Pool Professional	277
5.2	Maintenance Kits	279
5.2.1	Maintenance Kits for Metering Pumps	279
5.2.2	Buffer Solutions	279
<b>6</b>	<b>Digital Solutions</b>	<b>280</b>
6.1	DULCONNEX: IIoT Solution for Digital Fluid Management	280
6.1.1	Smart Process Monitoring – Any time, Anywhere	280
6.1.2	Reference Cooling Tower	281
6.1.3	Reference Swimming Pool	281
6.1.4	Your Benefits of Digital Fluid Management	282
6.1.5	DULCONNEX Gateway	283
6.1.6	DULCONNEX Blue	284
6.1.7	DULCONNEX Platform	286
6.1.8	DULCONNEX Inventory Management	288
6.1.9	DULCONNEX API	289





## Controller DULCOPOOL

Measurement parameters: pH, ORP



The controller DULCOPOOL enables simple management of private swimming pools. It is operated using a touch display. DULCOPOOL uses two peristaltic pumps, which are integrated in the device, to control the pH and chlorine concentration totally automatically.



- Simple and quick to install
- Configuration can be uploaded, stored and printed
- Simple menu-based operation via 4" touch display
- Low-noise operation due to peristaltic metering pumps
- Connection to SmartHome systems
- Wi-Fi capability with iOS and Google Play apps for monitoring, operating and configuring the controller with a 1:1 connection to a smartphone or via a Wi-Fi network. This requires the MyHydro Connect app, which is available for free from the iOS App Store and the Google Play Store.
- And to make things get even simpler: DULCOPOOL is also available as DULCODOS POOL Basic, a pre-assembled system with all the necessary accessories

For more information see page →196

## Controller DULCOPOOL Pro

Measurement parameters: pH, ORP, free chlorine, total chlorine, bromine, ozone and hydrogen peroxide



The controller DULCOPOOL Pro controls various sizes of swimming pool ranging from private and hotel pools to Olympic-sized pools and all the attractions that come with them. Thanks to its touch display and web interface, the controller can be operated with ease and integrated into SmartHome systems or PLCs.



- Simple and quick to install with data logging function
- Intuitive menu navigation via the 5" touch display with extensive monitoring functions and maintenance calendar
- Remote access to the web interface via LAN and Wi-Fi
- Connection to SmartHome systems via Modbus RTU and TCP interface
- Control of additional functions such as fountains, backflushing, circulation and temperature control using eight different timers
- Technical support is available via remote access
- Simple commissioning and maintenance via an integrated simulation tool for inputs and outputs
- Configuration via PC tool, including uploads and downloads via USB stick for documentation and cloning the device settings
- And to make things get even simpler: DULCOPOOL Pro is also available as DULCODOS POOL Comfort and Soft, a pre-assembled system with all the necessary accessories

For more information see page →197



# New Measuring, Control and Sensor Technology Products

## Metering system DULCODOS Pool Soft

For swimming pools with volumes up to 100 m<sup>3</sup>



Chlorine-free water treatment system for environmentally operated private pools. Safe water disinfection with active oxygen as a turnkey complete solution.

- Simple, quick assembly
- Simple menu-based operation with colour touch display
- Chlorine-free
- Constantly good water quality
- Versatile monitoring functions

For more information see page →264



## Metering system DULCODOS Pool Basic

For swimming pools with a circulation capacity of up to 100 m<sup>3</sup>/h

For more information see page →264



The chlorine metering system DULCODOS Pool Basic is a complete solution for private pools where the chlorine content is controlled using the low-maintenance measurement of the redox potential.

- Simple, quick assembly
- Simple menu-based operation with colour touch display
- Constantly good water quality
- Versatile monitoring functions

For more information see page →267



## Metering system DULCODOS Pool Comfort

For swimming pools with a circulation capacity of up to 225 m<sup>3</sup>/h



The chlorine metering system DULCODOS Pool Comfort is the convenient solution for pH adjustment and disinfection of swimming pool water with liquid chlorine products. Remote access to the in-built web server via Wi-Fi and LAN.

- Simple, quick assembly
- Simple, menu-driven operation
- Brilliant water quality
- Versatile monitoring functions

For more information see page →270



## Metering system DULCODOS Pool Professional

For swimming pools with a circulation capacity of up to 350 m<sup>3</sup>/h



Chlorine metering system for individual adjustment and monitoring of all common hygiene auxiliary parameters in public pools. DULCODOS Pool Professional ensures crystal-clear water quality and lowers operating costs thanks to Eco!Mode.



- Energy- and cost-efficient control of your swimming pool
- The DULCOMARIN 3 can be accessed from any Internet-compatible device (web browser and VNC app needed)
- Simple calibration of the sensors with video support
- Status messages and alarms issued by e-mail
- View and assess the time-based curve of the measured values of all pools on the integrated screen plotter
- Simple, unrestricted LAN and Wi-Fi connection – like in your home network
- Scope for upgrading at a later date by means of the ProMinent internal cNet bus system
- Intelligent chlorine sensors: save the sensor data and are always in the optimum measuring range thanks to auto-ranging
- Intelligent metering pumps: provide information on operating parameters, such as chemical level statuses and pump capacity, within the range of 0.7 l/h to 1000 l/h
- A wealth of communication options by means of
  - Modbus RTU
  - OPC UA
  - BACnet IP
  - Web interface
  - VNC server
  - A gateway to Profinet is available as an option
- View historical measured data directly on the controller: thanks to the integral screen plotter with data logger via USB
- Now with optional conductive conductivity measurement. Compatible with all ProMinent conductivity sensors, e.g. LFTK 1 DE
- Optional 2-channel mA input, e.g. to measure turbidity
- In combination with up to 2 F-modules: control the entire water circuit, attractions, circulation, filter back-washing, water temperature, raw water tank level
- Simple, quick assembly
- Outstanding water quality
- Eco!Mode helps cut operating costs
- Versatile communication interfaces
- Central control of peripheral devices and functions too

For more information see page →273





# 1.1 Overview of Sensor Technology DULCOTEST

## 1.1.1 Selection Guide

### Selection guide for pH sensors DULCOTEST

Sensor type	Typical applications	Remarks	pH range	Max. temperature and max. pressure	Loading with particles/solid matter in the application	Reference	Diaphragm
<b>PHES</b>	Drinking water, swimming pool water		1 to 12	60°C / 3 bar	None to low levels	Ag/AgCl	1x ceramic
<b>PHEK</b>	Swimming pool water, aquariums	Plastic sensor shaft for greater safety during handling, e.g. end customers in the private swimming pool sector	1 to 12	60°C / 3 bar	None to low levels	Ag/AgCl	1x ceramic
<b>PHEP/PHEPT</b>	Drinking water, swimming pool water, process water	PHEPT with integrated temperature sensor	1 to 12	80°C / 6 bar	None to low levels	Ag/AgCl with AgCl reservoir	1x ceramic
<b>PHED</b>	Process water, electroplating	Chemically contaminated water, e.g. Cr <sup>6+</sup> , CN <sup>-</sup>	1 to 12			Ag/AgCl with AgCl reservoir	2x ceramic; double junction
<b>PHEN</b>	Chemically contaminated water, low-conductivity water ≥ 50 µS/cm	Reference electrolyte is introduced into the sensor using external bottles and can be topped up	1 to 12	80°C / no overpressure	None to low levels	Ag/AgCl with AgCl reservoir	1x ceramic
<b>PHER</b>	Industrial and public wastewater, cooling towers	Dirt-repellent PTFE diaphragm	1 to 12	80°C / 6 bar	Low to medium levels	Ag/AgCl with AgCl reservoir	1x PTFE
<b>PHER-DJ</b>	Reverse osmosis (conductivity ≥ 10 µS/cm), acid and alkaline gas scrubbers (without fluoride, HF), general applications with chemical pollution that may attack the reference system	Dirt-repellent PTFE diaphragm and a double junction to protect the reference system	1 to 12	80°C / 6 bar	Low to medium levels	Ag/AgCl with AgCl reservoir	2xPTFE; double junction
<b>PHEI</b>	Industrial and public wastewater, cooling towers	Long service life thanks to large volume of reference electrolyte, double junction and large PTFE diaphragm, 3/4" NPT screw-in thread	1 to 12	80°C / 6 bar	Low to medium levels	Ag/AgCl with AgCl reservoir	1x PTFE; 1x ceramic; double junction
<b>PHEX</b>	Suspensions, sludge, emulsions	Open ring diaphragm	1 to 12	25°C / 16 bar and 100°C / 6 bar	Medium to high levels	Ag/AgCl with AgCl reservoir	Open ring diaphragm
<b>PHEF</b>	Media containing fluoride with low pH values, e.g. etching solutions containing fluoride in electroplating	Special pH glass with increased resistance to HF	0 to 12	50°C / 7 bar	Low to medium levels	Ag/AgCl	1x HDPE
<b>PHEF-DJ</b>	Media containing fluoride with low pH values, e.g. gas scrubbers where gases containing fluoride are scrubbed	Special pH glass with increased resistance to HF	1 to 12	60°C / 6 bar	Low to medium levels	Ag/AgCl with AgCl reservoir	2xPTFE; double junction
<b>PHEP-H</b>	Process water with high pH values (> pH 12)	Special pH glass with increased resistance to high pH values	3 to 14	80°C / 6 bar	None to low levels	Ag/AgCl with AgCl reservoir	1x ceramic

**Note:** All DULCOTEST pH and ORP sensors are made using lead-free glass (RoHS-compliant)

# 1.1 Overview of Sensor Technology DULCOTEST

## Selection guide for ORP sensors DULCOTEST

Sensor type	Typical applications	Remarks	Material of sensor pin	Max. temperature and max. pressure	Loading with particles/solid matter in the application	Reference	Diaphragm
RHES Pt	Drinking water, swimming pool water		Platinum (Pt)	60°C / 3 bar	None to low levels	Ag/AgCl	1x ceramic
RHES Au	Swimming pool water	ORP sensors with gold electrodes are not susceptible to hydrogen, which is produced through the generation of chlorine by open electrolysis systems. What's more, gold electrodes are well suited to ozone applications.	Gold (Au)	60°C / 3 bar			
RHEK Pt	Swimming pool water, aquariums	Plastic sensor shaft for greater safety during handling; e.g. end customers in the private swimming pool sector	Platinum (Pt)	60°C / 3 bar	None to low levels	Ag/AgCl	1x ceramic
RHEKL Pt	Swimming pool water, aquariums	Horizontal installation is possible thanks to two diaphragms	Platinum (Pt)	60°C / 3 bar	None to low levels	Ag/AgCl	2x ceramic
RHEP Pt	Drinking water, swimming pool water, process water		Platinum (Pt)	80°C / 6 bar	None to low levels	Ag/AgCl with AgCl reservoir	1x ceramic
RHEP Au	Drinking water, swimming pool water, process water	ORP sensors with gold electrodes are not susceptible to hydrogen, which is produced through the generation of chlorine by open electrolysis systems. What's more, gold electrodes are well suited to ozone applications	Gold (Au)	80°C / 6 bar	None to low levels	Ag/AgCl with AgCl reservoir	1x ceramic
RHEN Pt	Chemically contaminated water Low-conductivity water $\geq 50 \mu\text{S}/\text{cm}$	Reference electrolyte is introduced into the sensor using external bottles and can be topped up	Platinum (Pt)	80°C / no overpressure	None to low levels	Ag/AgCl with AgCl reservoir	1x ceramic
RHER Pt	Industrial and public wastewater, cooling towers	Dirt-repellent PTFE diaphragm	Platinum (Pt)	80°C / 6 bar	Low to medium levels	Ag/AgCl with AgCl reservoir	1x PTFE
RHER-DJ	Reverse osmosis (conductivity $\geq 10 \mu\text{S}/\text{cm}$ ) General applications with chemical pollution that may attack the reference system	Dirt-repellent PTFE diaphragm and a double junction to protect the reference system	Platinum (Pt)	80°C / 6 bar	Low to medium levels	Ag/AgCl with AgCl reservoir	2xPTFE; double junction
RHEIC	Industrial and public wastewater, cooling towers	Long service life thanks to large volume of reference electrolyte, double junction and large PTFE diaphragm 3/4" NPT screw-in thread	Platinum (Pt)	80°C / 6 bar	Low to medium levels	Ag/AgCl with AgCl reservoir	1x PTFE; 1x ceramic; double junction
RHEX	Suspensions, sludge, emulsions	Open ring diaphragm	Platinum (Pt)	25°C / 16 bar and 100°C / 6 bar	Medium to high levels	Ag/AgCl with AgCl reservoir	Open ring diaphragm

**Note:** All DULCOTEST pH and ORP sensors are made using lead-free glass (RoHS-compliant)



# 1.1 Overview of Sensor Technology DULCOTEST

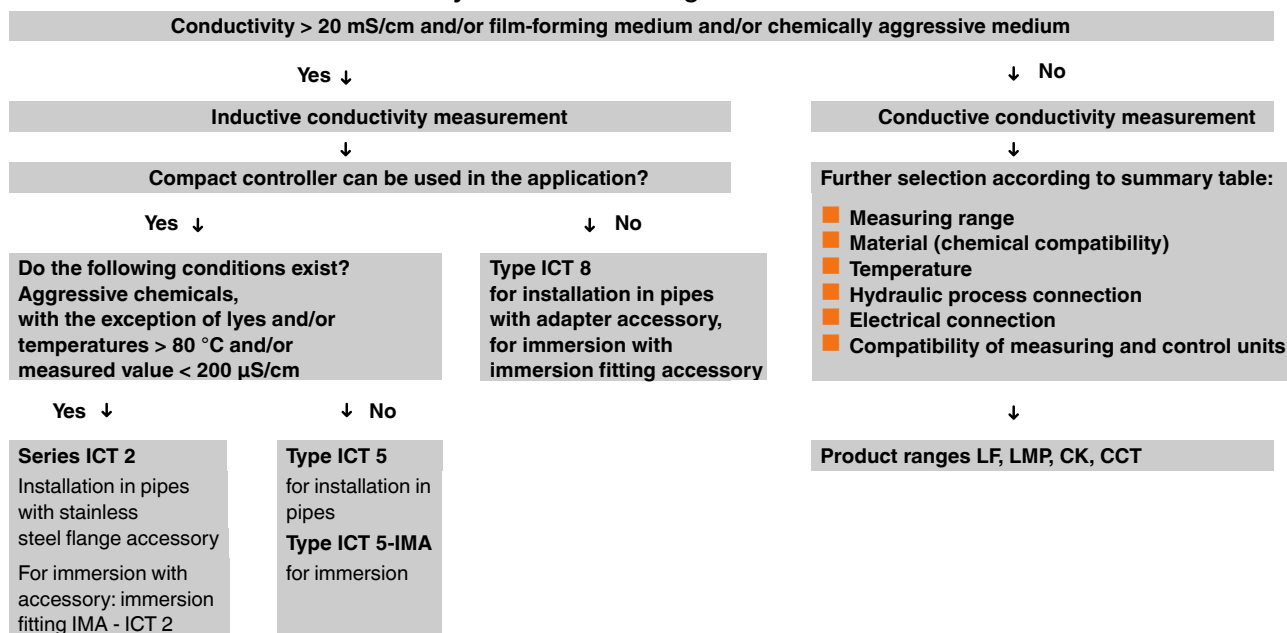
**Selection guide for DULCOTEST amperometric sensors**

Measured variable	Applications	Graduated measuring ranges	Compatible controllers	Sensor type
<b>Free chlorine</b>	Potable water, swimming pool water	0.01–100 mg/l	D1C, DAC	CLE 3-mA-xppm, CLE 3.1-mA-xppm
<b>Free chlorine</b>	Process water and waste water	10 - 200 mg/l	D1C, DAC	CLR 1-mA
<b>Free chlorine</b>	Potable water, swimming pool water	0.01 - 10 mg/l	DULCOMARIN	CLE 3-CAN-P-xppm, CLE 3.1-CAN-P-xppm
<b>Free chlorine</b>	Swimming pool, uncontaminated drinking and process water, in-situ electrolysis (without diaphragm), in the event of film formation together with hydrodynamic cleaning	0.02-10 mg/l	D1C, DAC, AEGIS II, AEGIS X	CLO 3-mA-xppm
<b>Free chlorine</b>	Swimming pool, uncontaminated drinking and process water, in-situ electrolysis (without diaphragm), in the event of film formation together with hydrodynamic cleaning	0.01-10 mg/l	DULCOMARIN	CLO 1-CAN-P-xppm
<b>Free chlorine</b>	Hot water up to 70 °C (legionella), in-situ electrolysis, in the event of film formation together with hydrodynamic cleaning	0.02-2 mg/l	D1C, DAC, AEGIS II, AEGIS X	CLO 4-mA-2ppm
<b>Free chlorine</b>	Potable water, swimming pool water	0.01–50 mg/l	DMT	CLE 3-DMT-xppm
<b>Free chlorine</b>	Potable water, swimming pool water	0.05-5 mg/l	COMPACT	CLB 4-µA-xppm
<b>Free chlorine</b>	Potable water, swimming pool water	0.05-5 mg/l	COMPACT	CLB 5-µA-xppm
<b>Free chlorine</b>	Cooling water, process water and waste water, water with higher pH values (stable); sea water (free chlorine exists as bromine)	0.01-10 mg/l	D1C, DAC, AEGIS II, AEGIS X	CBR 1-mA-xppm
<b>Total available chlorine / free chlorine</b>	Swimming pool water with organic chlorine disinfectants and in-situ electrolysis (without diaphragm)	0.02 - 10 mg/l	D1C, DAC, AEGIS II, AEGIS X	CGE 3-mA-ppm
<b>Total available chlorine / free chlorine</b>	Swimming pool water with organic chlorine disinfectants and in-situ electrolysis (without diaphragm)	0.01–10 mg/l	DULCOMARIN	CGE 3-CAN-P-xppm
<b>Total chlorine</b>	Potable water, process water and waste water	0.01–20 mg/l	D1C, DAC, AEGIS II, AEGIS X	CTE 1-mA-xppm
<b>Total chlorine</b>	Potable water, process water and waste water	0.01–10 mg/l	DMT	CTE 1-DMT-xppm
<b>Total chlorine</b>	Potable water, process water and waste water	0.01–10 mg/l	DULCOMARIN	CTE 1-CAN-P-xppm
<b>Combined chlorine</b>	Swimming pool water	0.02–2 mg/l	DAC	CTE 1-mA-2 ppm + CLE 3.1-mA-2 ppm
<b>Combined chlorine</b>	Swimming pool water	0.01–10 mg/l	DULCOMARIN	CTE 1-CAN-P-xppm + CLE 3.1-CAN-xppm
<b>Total available bromine</b>	Cooling water, waste water, swimming pool water, spa pool water, bromine with BCDMH	0.01-10 mg/l	D1C, DAC	BCR 1-mA (replaces earlier type BRE 1)
<b>Total available bromine</b>	Cooling water, swimming pool water, spa pool water with organic or inorganic bromine compounds	0.02-10 mg/l	DULCOMARIN	BRE 3-CAN-10ppm
<b>Free + combined bromine</b>	Cooling water, process water, waste water, water with higher pH values (stable); sea water	0.02-20 mg/l	D1C, DAC, AEGIS II, AEGIS X	CBR 1-mA-xppm
<b>Free + combined bromine</b>	Cooling water, process water, waste water, water with higher pH values (stable); sea water	0.02-20 mg/l	DULCOMARIN	CBR 1-CAN-P-10 ppm
<b>Chlorine dioxide</b>	Potable water	0.01–10 mg/l	D1C, DAC	CDE 2-mA-xppm
<b>Chlorine dioxide</b>	Bottle washing system	0.02–2 mg/l	D1C, DAC	CDP 1-mA-xppm
<b>Chlorine dioxide</b>	Hot water up to 60 °C, cooling water, waste water, irrigation water	0.01-10 mg/l	D1C, DAC, DULCOMARIN	CDP 1-mA-xppm, CDR 1-CAN-xppm
<b>Chlorite</b>	Potable water, washing water	0.02–2 mg/l	D1C, DAC, DULCOMARIN	CLT 1-mA-xppm, CLT 1-CAN-xppm
<b>Ozone</b>	Potable water, swimming pool water	0.02–2 mg/l	D1C, DAC	OZE 3-mA-2 ppm

# 1.1 Overview of Sensor Technology DULCOTEST

Measured variable	Applications	Graduated measuring ranges	Compatible controllers	Sensor type
Ozone	Process water, cooling water	0.01–10 mg/l	D1C, DAC	OZR 1-mA-xppm
Dissolved oxygen	Clarification plant aeration tanks, fish farming, potable water, surface water	0.1–20 mg/l	D1C, DAC	DO 3-mA-xppm
Dissolved oxygen	Clarification plant aeration tanks	0.1–10 mg/l	D1C, DAC	DO 2-mA-xppm
Peracetic acid	CIP (cleaning in place), aseptic foodstuff filling	1–2000 mg/l	D1C, DAC, AE-GIS II, AEGIS X	PAA 1-mA-xppm
Peracetic acid	Waste water, low concentrations	0.02–20 mg/l	D1C, DAC	PAA 2-3E-mA-xppm
Hydrogen peroxide	Clear water, fast control	1–2000 mg/l	DAC	PEROX-H2.10
Hydrogen peroxide	Process water, swimming pool water	20–2000 mg/l	D1C, DAC	PER1-mA-2000 ppm
Hydrogen peroxide	Swimming pool water, plant irrigation water, low concentrations	0.2–500 mg/l	D1C, DAC	PEROX H-3E-mA-xppm

## Conductivity sensor selection guide





## 1.2 Amperometric Sensors DULCOTEST

### 1.2.1

#### Amperometric Sensors for Chlorine, Bromine, Chlorine Dioxide, Chlorite, Ozone, Dissolved Oxygen, Peracetic Acid and Hydrogen Peroxide

##### The advantages at a glance:

- 12 measuring parameters available with analogue design, each for simple installation to the same fittings and controllers
- Application-specific sensor models permit optimum operation with varying process conditions
- Efficient process management by means of precise measurement in real-time
- Amperometric measuring principle means no interference caused by turbidity or discoloration
- Diaphragm-covered measuring electrodes ensure reliable operation and long service life even under adverse and variable process conditions

Note the following points for optimum operation of amperometric sensors:

- Use of DULCOMETER controllers
- Installation only in ProMinent bypass fittings type BAMA, DGMA or DLG III
- Specified flow between 30...60 l/h
- Chlorine measurement only with stable pH
- Regular calibration with a photometer (e.g. types DT)

##### Important:

No amperometric sensors are electrically isolated. When using with external devices (e.g. PLC), ensure that the supply voltage and analogue input signal are electrically isolated.

## 1.2 Amperometric Sensors DULCOTEST

### 1.2.2 DULCOTEST Sensors for Chlorine

Different forms of dissolved chlorine are present in water:

<b>Free (effective) chlorine:</b>	Cl <sub>2</sub> , HOCl (hypochlorous acid), OCl <sup>-</sup> (hypochlorite) recommended sensors: <b>Types CLE, CLO, CLB, CBR, CGE 3, reference method: DPD1</b>
<b>Combined chlorine:</b>	Mono-, di-, trichloroamine. The measuring result of the type for free chlorine is subtracted from the measurement result of type CTE (total chlorine). Reference method: DPD4 minus DPD1
<b>Total chlorine:</b>	Total of free and combined chlorine; recommended sensor: <b>Type CTE, reference method DPD4</b>
<b>Total available chlorine (organic combined chlorine):</b>	Chlorine bound to (iso)cyanic acid/isocyanurate and the free (effective) chlorine resulting from it; recommended sensor: <b>Type CGE, reference method DPD1</b>
<b>Applications:</b>	Chlorine measurement in potable water, swimming pool water, cooling water, process water and waste water or water of comparable quality, as well as sea/salt water with up to 15% chloride content. For chlorine measurements at high pH values (8...9.5), we recommend sensor types CGE and CTE for total chlorine and total available chlorine. We recommend sensor types CBR, CGE 3, CLO and CLB for measuring free chlorine with high pH values
<b>Device connection:</b>	Do not use sensors CLE CLO, CLB and CBR in the presence of isocyanuric acid/chlorine stabilisers! Types CLE 3.1, CBR, CTE and CGE 2 operate incorrectly when chlorinating using electrolysis processes without a diaphragm. Sensors with the type designation -mA are used for controllers D1Cb, DAC and DULCOMARIN. A selection of the mA sensors is also compatible with the AEGIS II and AEGIS X devices. Sensors with the type designation -4P are used for the earlier WS controllers and for metering pumps with integral chlorine controllers. Sensors with the type designation DMT are used for DMT transducers. Sensors with the designation CAN are used with the swimming pool controller DULCOMARIN. CLB sensors with the designation -µA do not have a signal transformer and only work with the Compact controller.



# 1.2 Amperometric Sensors DULCOTEST

## Selection Guide

		CLE 3/ [CLR 1]	CLE 3.1	CLO 3	CLO 4	CLB 4/ CLB 5	CBR 1	CGE 3	CTE 1	BCR 1
<b>Measured variable</b>	Free chlorine	x, [x]	x	x	x	x	x*	x		
	Total available chlorine (cyanuric acid derivatives)							x		
	Total chlorine								x	x**
<b>Selectivity of free chlorine</b>	Raised		x							
	Yes	x, [x]		x	x	x	x	x		
	No								x	x
<b>Application</b>	Public swimming pools	x	x	x			x	x	x***	
	Private swimming pools	x	x	x		x		x	x***	x****
	Potable water	x	x		x	x	x	x	x	
	Cooling water						x		x	x
	Waste water	[x]					x		x	x
<b>Disinfectant</b>	Chlorine gas, hypochlorite, electrolysis (with diaphragm)	x, [x]	x	x	x	x	x	x	x	
	Electrolysis (without diaphragm)	x, [x]		x	x	x		x		
	Cyanuric acid derivatives containing chlorine							x		
	BCDMH									x
<b>Specifications</b>	Measuring range [ppm]	0.01-100, [10-200]	0.01-10	0.02-10	0.02-2	0.05-5	0.01-10	0.02-10	0.01-10	0.01 - 10
	pH range	5.5-8.0	5.5-8.0	5.0-9.0	5.0-9.0	5.0-9.0	5.0-9.5	5.5-9.5	5.5-9.5	5.0 - 9.5
	Temperature [°C]	5-45	5-45	5-45	5-70	5-45	5-9.5	5-45	5-45	5-45
	Max. pressure [bar]	1	1	8	8	3	1	3	3	1
<b>Installation</b>	Open drain	x	x	x	x	x	x	x	x	x
	Direct installation in the circuit			x	x	x				

\* as well as free and combined bromine

\*\* as well as total available bromine

\*\*\* in combination with the sensor for free chlorine type CBR 1 for determining combined chlorine

\*\*\*\* and pools on cruise ships



# 1.2 Amperometric Sensors DULCOTEST

## 1.2.3 DULCOTEST Sensors for Free Chlorine

### Sensor for Free Chlorine CLE 3-mA



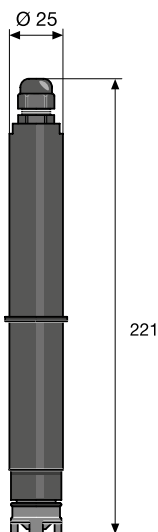
Standard sensor for measuring free chlorine in clear water. For operation on controllers with 4-20 mA input

#### Your Benefits

- Measured variable: free chlorine, no significant cross-sensitivity to combined chlorine (chloramines)
- Diaphragm-covered sensor (encapsulated) minimises faults caused by changing flow or substances in the water

#### Technical Data

<b>Measured variable</b>	Free chlorine with a pH value < 8
<b>Reference method</b>	DPD1
<b>pH-range</b>	5.5...8.0
<b>Temperature</b>	5...45 °C
<b>Max. pressure</b>	1.0 bar
<b>Flow</b>	DGMa, DLG III: 30...60 l/h BAMa: 5...100 l/h (depending on design)
<b>Supply voltage</b>	16...24 V DC (2-wire)
<b>Output signal</b>	4-20 mA ≈ measuring range, temperature-compensated, uncalibrated, not electrically isolated
<b>Selectivity</b>	Free chlorine as against combined chlorine, even if there is not an excess of it
<b>Disinfection process</b>	Chlorine gas, hypochlorite, electrolysis with diaphragm, disinfectants with organic chlorine, e. g. based on cyanuric acid, are unsuitable Bypass: open sample water outlet
<b>Process integration</b>	
<b>Sensor fitting</b>	BAMa, DGMa, DLG III
<b>Controllers</b>	D1C, DAC, AEGIS II, AEGIS X
<b>Typical applications</b>	CLE 3-mA-0,5 ppm: potable water; CLE 3-mA-2.0/10 ppm: swimming pools (surfactant-free).
<b>Resistance to</b>	Salts, acids, alkalis. Not surfactants
<b>Measuring principle, technology</b>	Amperometric, 2 electrodes, diaphragm-covered



	Measuring range	Order no.
CLE 3-mA-0.5 ppm	0.01...0.5 mg/l	792927
CLE 3-mA-2 ppm	0.02...2.0 mg/l	792920
CLE 3-mA-5 ppm	0.05...5.0 mg/l	1033392
CLE 3-mA-10 ppm	0.10...10.0 mg/l	792919
CLE 3-mA-20 ppm	0.20...20.0 mg/l	1002964
CLE 3-mA-50 ppm	0.50...50.0 mg/l	1020531
CLE 3-mA-100 ppm	1.00...100.0 mg/l	1022786

Chlorine sensors complete with 100 ml of electrolyte

A mounting kit, order no. 815079, is required for initial fitting of the chlorine sensors in the in-line probe housing DLG III.





# 1.2 Amperometric Sensors DULCOTEST

## Sensor for Free Chlorine CLE 3.1-mA



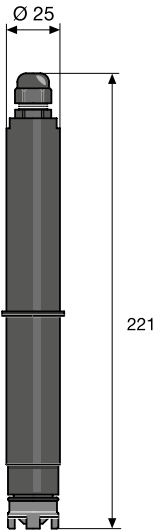
Sensor for the measurement of free chlorine in clear water with higher selectivity towards combined chlorine. For use on controllers with 4-20 mA input

### Your Benefits

- Measured variable: free chlorine, no cross-sensitivity to combined chlorine (chloramines), even if there is an excess of it
- Diaphragm-covered sensor (encapsulated) minimises faults caused by changing flow or substances in the water

### Technical Data

<b>Measured variable</b>	Free chlorine (hypochlorous acid HOCl) with high levels of combined chlorine; for determining the combined chlorine with a DAC controller and sensor for total chlorine type CTE 1-mA
<b>Reference method</b>	DPD1
<b>pH-range</b>	5.5...8.0
<b>Temperature</b>	5...45 °C
<b>Max. pressure</b>	1.0 bar
<b>Flow</b>	DGMa, DLG III: 30...60 l/h BAMa: 5...100 l/h (depending on design)
<b>Supply voltage</b>	16...24 V DC (2-wire)
<b>Output signal</b>	4-20 mA ≈ measuring range, temperature-compensated, uncalibrated, not electrically isolated
<b>Selectivity</b>	Free chlorine as against combined chlorine, even if there is an excess of it
<b>Disinfection process</b>	Chlorine gas, hypochlorite, electrolysis with diaphragm, disinfectants with organic chlorine, e. g. based on cyanuric acid, are unsuitable
<b>Process integration</b>	Bypass: open sample water outlet
<b>Sensor fitting</b>	BAMa, DGMa, DLG III
<b>Controllers</b>	D1C
<b>Typical applications</b>	Potable water with higher volumes of combined chlorine, swimming pools. To determine the combined chlorine from the difference: Total chlorine minus free chlorine in the controller DAC.
<b>Resistance to</b>	Salts, acids, alkalis. Not surfactants
<b>Measuring principle, technology</b>	Amperometric, 2 electrodes, diaphragm-covered



	Measuring range	Order no.
CLE 3.1-mA-0.5 ppm	0.01...0.5 mg/l	1020530
CLE 3.1-mA-2 ppm	0.02...2.0 mg/l	1018369
CLE 3.1-mA-5 ppm	0.05...5.0 mg/l	1019398
CLE 3.1-mA-10 ppm	0.10...10.0 mg/l	1018368

Chlorine sensors complete with 100 ml of electrolyte

A mounting kit, order no. 815079, is required for initial fitting of the chlorine sensors in the in-line probe housing DLG III.

Measuring lines, see sensor accessories, page → 131

# 1.2 Amperometric Sensors DULCOTEST

## Sensor for Free Chlorine CLE 3-DMT



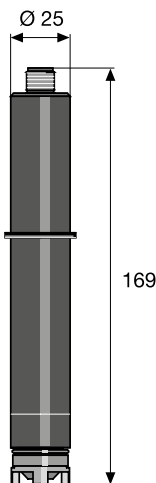
Standard sensor for measuring free chlorine in clear water. For operation on ProMinent transmitters type DMT

### Your Benefits

- Measured variable: free chlorine, no significant cross-sensitivity to combined chlorine (chloramines)
- Diaphragm-covered sensor (encapsulated) minimises faults caused by changing flow or substances in the water

### Technical Data

<b>Measured variable</b>	free chlorine
<b>Reference method</b>	DPD1
<b>pH-range</b>	5.5...8.0
<b>Temperature</b>	5...45 °C
<b>Max. pressure</b>	1.0 bar
<b>Flow</b>	DGMa, DLG III: 30...60 l/h BAMa: 5...100 l/h (depending on design)
<b>Supply voltage</b>	3.3 V DC (5 P)
<b>Output signal</b>	0...1 V DC, uncalibrated, not temperature-compensated, not electrically isolated
<b>Temperature measurement</b>	About the integrated Pt 1000. The temperature compensation is carried out in DMT.
<b>Selectivity</b>	Free chlorine as against combined chlorine, even if there is not an excess of it
<b>Disinfection process</b>	Chlorine gas, hypochlorite, electrolysis with diaphragm, disinfectants with organic chlorine, e. g. based on cyanuric acid, are unsuitable
<b>Process integration</b>	Bypass: open sample water outlet
<b>Sensor fitting</b>	BAMa, DGMa, DLG III
<b>Controllers</b>	DMT
<b>Typical applications</b>	CLE 3-mA-0,5 ppm: potable water; CLE 3-mA-2.0/10 ppm: swimming pools (surfactant-free).
<b>Resistance to</b>	Salts, acids, alkalis. Not surfactants
<b>Measuring principle, technology</b>	Amperometric, 2 electrodes, diaphragm-covered



	Measuring range	Order no.
CLE 3-DMT-5 ppm	0.01...5.0 mg/l	1005511
CLE 3-DMT-50 ppm	0.10...50.0 mg/l	1005512

Chlorine sensors complete with 100 ml of electrolyte

A mounting kit, order no. 815079, is required for initial fitting of the chlorine sensors in the in-line probe housing DLG III.

Measuring lines, see sensor accessories, page → 131.



# 1.2 Amperometric Sensors DULCOTEST

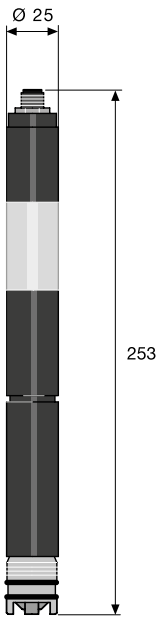
## Sensor for free chlorine CLE 3-CAN



Standard sensor for measuring free chlorine in clear water. For use on controllers with CAN-bus connection

### Your Benefits

- Measured variable: free chlorine, no significant cross-sensitivity to combined chlorine (chloramines)
- Diaphragm-covered sensor (encapsulated) minimises faults caused by changing flow or substances in the water
- Operation on the CAN-bus with all the associated benefits



### Technical Data

<b>Measured variable</b>	free chlorine
<b>Reference method</b>	DPD1
<b>pH-range</b>	5.5...8.0
<b>Temperature</b>	5...45 °C
<b>Max. pressure</b>	1.0 bar
<b>Flow</b>	DGMa, DLG III: 30...60 l/h BAMa: 5...100 l/h (depending on design)
<b>Supply voltage</b>	Via CAN-interface (11 – 30 V)
<b>Output signal</b>	Uncalibrated, temperature compensated, electrically isolated
<b>Selectivity</b>	Free chlorine as against combined chlorine, even if there is not an excess of it
<b>Disinfection process</b>	Chlorine gas, hypochlorite, electrolysis with diaphragm, disinfectants with organic chlorine, e. g. based on cyanuric acid, are unsuitable
<b>Process integration</b>	Bypass: open sample water outlet
<b>Sensor fitting</b>	BAMa, DGMa, DLG III
<b>Controllers</b>	DULCOMARIN
<b>Typical applications</b>	CLE 3-mA-0,5 ppm: potable water; CLE 3-mA-2.0/10 ppm: swimming pools (surfactant-free).
<b>Resistance to</b>	Salts, acids, alkalis. Not surfactants
<b>Measuring principle, technology</b>	Amperometric, 2 electrodes, diaphragm-covered

	Measuring range	Order no.
<b>CLE 3-CAN-10 ppm</b>	0.01...10.0 mg/l	1023425

Chlorine sensors complete with 100 ml of electrolyte

A mounting kit, order no. 815079, is required for initial fitting of the chlorine sensors in the in-line probe housing DLG III.

# 1.2 Amperometric Sensors DULCOTEST

## Sensor for free chlorine CLE 3.1-CAN



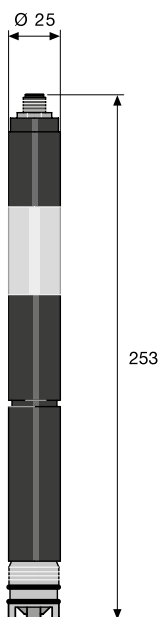
Sensor for the measurement of free chlorine in clear water with higher selectivity towards combined chlorine. For use on controllers with CAN-bus connection

### Your Benefits

- Measured variable: free chlorine, no cross-sensitivity to combined chlorine (chloramines) even if there is an excess of it
- Diaphragm-covered sensor (encapsulated) minimises faults caused by changing flow or substances in the water
- Operation on the CAN-bus with all the associated benefits

### Technical Data

<b>Measured variable</b>	Free chlorine with high levels of combined chlorine; for determining the combined chlorine with a DULCOMARIN and sensor for total chlorine type CTE 1-CAN
<b>Reference method</b>	DPD1
<b>pH-range</b>	5.5...8.0
<b>Temperature</b>	5...45 °C
<b>Max. pressure</b>	1.0 bar
<b>Flow</b>	DGMa, DLG III: 30...60 l/h BAMa: 5...100 l/h (depending on design)
<b>Supply voltage</b>	Via CAN-interface (11 – 30 V)
<b>Output signal</b>	Uncalibrated, temperature compensated, electrically isolated
<b>Selectivity</b>	free chlorine
<b>Disinfection process</b>	Chlorine gas, hypochlorite, electrolysis with diaphragm, disinfectants with organic chlorine, e. g. based on cyanuric acid, are unsuitable
<b>Process integration</b>	Bypass: open sample water outlet
<b>Sensor fitting</b>	BAMa, DGMa, DLG III
<b>Controllers</b>	DULCOMARIN
<b>Typical applications</b>	Drinking water with higher levels of combined chlorine; swimming pool. To determine the combined chlorine from the difference: Total chlorine minus free chlorine in the controller DULCOMARIN.
<b>Resistance to</b>	Salts, acids, alkalis. Not surfactants
<b>Measuring principle, technology</b>	Amperometric, 2 electrodes, diaphragm-covered



	Measuring range	Order no.
<b>CLE 3.1-CAN-10 ppm</b>	0.01...10.0 mg/l	1023426

Chlorine sensors complete with 100 ml of electrolyte

A mounting kit, order no. 815079, is required for initial fitting of the chlorine sensors in the in-line probe housing DLG III.



# 1.2 Amperometric Sensors DULCOTEST

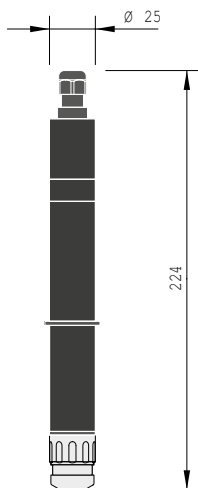
**NEW** ✓

## Sensor for free chlorine CLO 3-mA

Sensor for the measurement of free chlorine in clear water, as well as in seawater, and when using electrolysis processes for disinfection, up to 45 °C (1 bar) or 8 bar (25 °C). For operation with controllers with 4-20 mA input. Also suitable for use in film-forming water with optional "hydrodynamic cleaning".

### Your Benefits

- Measured variable: free chlorine, no significant cross-sensitivity to combined chlorine (chloramines)
- Use when sample water is returned to the process line
- Use at higher pressures
- Avoidance of problems caused by electrolysis systems in which the electrodes are immersed directly into the sample water
- Measurement of free chlorine up to pH 9
- Measurement in seawater possible
- Also suitable for use in film-forming water with optional "hydrodynamic cleaning".



### Technical Data

<b>Measured variable</b>	free chlorine
<b>Reference method</b>	DPD1
<b>pH-range</b>	5.0...9.0
<b>Temperature</b>	5...45 °C
<b>Max. pressure</b>	8.0 bar (25 °C)
<b>Flow</b>	DGMa, DLG III: 30...60 l/h BAMa: 5...100 l/h (depending on design)
<b>Supply voltage</b>	16...24 V DC (2-wire)
<b>Output signal</b>	4-20 mA ≈ measuring range, temperature-compensated, uncalibrated, not electrically isolated
<b>Selectivity</b>	Free chlorine as against combined chlorine
<b>Disinfection process</b>	Chlorine gas, hypochlorite, electrolysis with diaphragm, electrolysis without diaphragm with electrodes in the process
<b>Process integration</b>	Bypass: open outlet or return of the sample water into the process line, inline: direct installation into the tubes with the INLI fitting
<b>Sensor fitting</b>	BAMa: up to 7 bar/20 °C DGMa up to 6 bar/30 °C DLG III up to 1 bar/55 °C INLI up to 7 bar/40 °C
<b>Controllers</b>	D1C, DAC, AEGIS II, AEGIS X
<b>Typical applications</b>	Swimming pools, uncontaminated potable water, process water and in seawater, and can also be used together with diaphragm-free electrolysis processes. Can also be used in conjunction with hydrodynamic cleaning even in biofilm-forming water, or water containing lime, iron or manganese.
<b>Resistance to Measuring principle, technology</b>	Surfactants, films with using hydrodynamic cleaning Amperometric, 3 electrodes, no diaphragm

	Measuring range	Order no.
CLO 3-mA-2 ppm	0.02...2.0 mg/l	1131658
CLO 3-mA-10 ppm	0.10...10.0 mg/l	1131662

### Accessories for hydrodynamic cleaning

	Order no.
Cleaning set CLO/DGMa with flow nozzle CLO for DGMa and cleaning balls (approx. 100)	1104286
Flow nozzle CLO	1104264
Cleaning balls (approx. 100)	1104267
Cleaning set CLO/BAMa for CLO sensors in conjunction with sensor bypass armature BAMa	1113881



# 1.2 Amperometric Sensors DULCOTEST

## Sensor for free chlorine CLO 1-CAN




Sensor for the measurement of free chlorine in clear water even when using electrolysis processes for disinfection, up to 45 °C (1 bar) or 8 bar (25 °C). For use on controllers with CAN-bus connection. Also suitable for use in film-forming water with optional "hydrodynamic cleaning".

### Your Benefits

- Measured variable: free chlorine, no significant cross-sensitivity to combined chlorine (chloramines)
- Use with return of the sample water to the process line
- Use at higher pressures
- Minimisation of faults by electrolysis systems in which the electrodes are immersed directly into the sample water (without diaphragm) by open sensor (no diaphragm) and gold electrodes
- Measurement of free chlorine up to pH 9
- Also suitable for use in film-forming water with optional "hydrodynamic cleaning".

### Technical Data

<b>Measured variable</b>	Free chlorine
<b>Reference method</b>	DPD1
<b>pH-range</b>	5.0...9.0
<b>Temperature</b>	5...45 °C
<b>Max. pressure</b>	8.0 bar (25 °C)
<b>Flow</b>	DGMa, DLG III: 30...60 l/h BAMa: 5...100 l/h (depending on design)
<b>Supply voltage</b>	11...30 V (via CAN interface)
<b>Output signal</b>	Digital (CANopen), uncalibrated, temperature-compensated, electrically isolated
<b>Selectivity</b>	Free chlorine as against combined chlorine
<b>Disinfection process</b>	Chlorine gas, hypochlorite, electrolysis with diaphragm, electrolysis without diaphragm with electrodes in the process
<b>Process integration</b>	Bypass: open outlet or return of the sample water into the process line, inline: direct installation into the tubes with the INLI fitting
<b>Sensor fitting</b>	BAMa: up to 7 bar/20 °C DGMa up to 6 bar/30 °C DLG III up to 1 bar/55 °C INLI up to 7 bar/40 °C
<b>Controllers</b>	DULCOMARIN 3, DULCOMARIN II only with hardware after 06.02.2014 from software version 3035 or later
<b>Typical applications</b>	Swimming pools, uncontaminated potable water and process water, and can also be used together with diaphragm-free electrolysis processes. Can also be used in conjunction with hydrodynamic cleaning even in water that forms biofilms, or containing lime, iron or manganese.
<b>Resistance to</b>	Salts, acids, lyes, surfactants, films of dirt, films when using hydrodynamic cleaning
<b>Measuring principle, technology</b>	Amperometric, 3 electrodes, no diaphragm



	Measuring range	Order no.
CLO 1-CAN-10 ppm	0.10...10.0 mg/l	1122057

### Accessories for hydrodynamic cleaning

	Order no.
Cleaning set CLO/DGMa with flow nozzle CLO for DGMa and cleaning balls (approx. 100)	1104286
Flow nozzle CLO	1104264
Cleaning balls (approx. 100)	1104267
Cleaning set CLO/BAMa for CLO sensors in conjunction with sensor bypass armature BAMa	1113881







# 1.2 Amperometric Sensors DULCOTEST

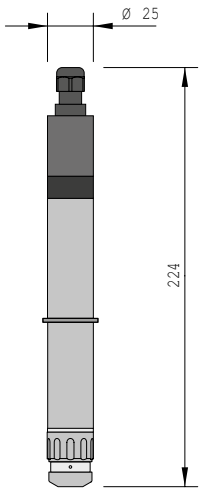
**NEW** ✓

## Sensor for free chlorine CLO 4-mA

Sensor for the measurement of free chlorine in clear water, as well as in seawater, and when using electrolysis processes for disinfection, up to 70 °C or 8 bar (25 °C). For operation with controllers with 4-20 mA input. Also suitable for use in film-forming water with optional "hydrodynamic cleaning".

### Your Benefits

- Measured variable: free chlorine, no significant cross-sensitivity to combined chlorine (chloramines)
- Use when sample water is returned to the process line
- Use at higher pressures/temperatures
- Avoidance of problems caused by electrolysis systems in which the electrodes are immersed directly into the sample water
- Measurement of free chlorine up to pH 9
- Measurement in seawater possible
- Also suitable for use in film-forming water with optional "hydrodynamic cleaning"



### Technical Data

<b>Measured variable</b>	Free chlorine
<b>Reference method</b>	DPD1
<b>pH-range</b>	5.0...9.0
<b>Temperature</b>	5...70 °C
<b>Max. pressure</b>	8.0 bar (25 °C)
<b>Flow</b>	DGMa, DLG III: 30...60 l/h BAMa: 5...100 l/h (depending on design)
<b>Supply voltage</b>	16...24 V DC (2-wire)
<b>Output signal</b>	4-20 mA ≈ measuring range, temperature-compensated, uncalibrated, not electrically isolated
<b>Selectivity</b>	Free chlorine as against combined chlorine
<b>Disinfection process</b>	Chlorine gas, hypochlorite, electrolysis with diaphragm, electrolysis without diaphragm with electrodes in the process
<b>Process integration</b>	Bypass: open outlet or return of the sample water into the process line, inline: direct installation into the tubes with the INLI fitting
<b>Sensor fitting</b>	BAMa: up to 3 bar/70 °C DGMa up to 1 bar/60 °C DLG III up to 1 bar/55 °C CINLI up to 2 bar/70 °C
<b>Controllers</b>	D1C, DAC, AEGIS II, AEGIS X
<b>Typical applications</b>	Hot water up to 70 °C, combating legionella, uncontaminated potable water, process water and in seawater, can also be used together with diaphragm-free electrolysis processes.
<b>Resistance to</b>	Surfactants, films with using hydrodynamic cleaning
<b>Measuring principle, technology</b>	Amperometric, 3 electrodes, no diaphragm

	Measuring range	Order no.
CLO 4-mA-2 ppm	0.02...2.0 mg/l	1131644

### Accessories for hydrodynamic cleaning

	Order no.
Cleaning set CLO/DGMa with flow nozzle CLO for DGMa and cleaning balls (approx. 100)	1104286
Flow nozzle CLO	1104264
Cleaning balls (approx. 100)	1104267
Cleaning set CLO/BAMa for CLO sensors in conjunction with sensor bypass armature BAMa	1113881

# 1.2 Amperometric Sensors DULCOTEST

NEW ✓

## Sensor for free chlorine CLB 4-µA

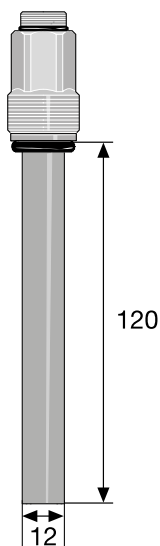
Cost-effective, simple sensor for the measurement of free chlorine in clear water, also in seawater and with a changing media temperature. Can also be used with electrolysis processes for disinfection at up to 45 °C/3 bar. For operation with the Compact controller DCCa

### Your Benefits

- Measured variable: free chlorine, no significant cross-sensitivity to combined chlorine (chloramines)
- Cost-effective due to its simple construction without separate wear parts
- Simple, cost-effective maintenance without handling of the diaphragm caps
- Avoidance of problems caused by electrolysis systems without a diaphragm in which the electrodes are immersed directly into the sample water
- Measurement of free chlorine up to pH 9 and use at high pressure of up to 8 bar thanks to absence of a diaphragm
- Measurement in seawater possible

### Technical Data

<b>Measured variable</b>	free chlorine
<b>Measuring range</b>	0.05 – 5.0 mg/l, can be used for short-term shock chlorination up to 10 mg/l
<b>Reference method</b>	DPD1
<b>pH-range</b>	5.0...9.0
<b>Temperature</b>	5...45 °C
<b>Max. pressure</b>	3.0 bar
<b>Flow</b>	DGMa, DLG III: 60...80 l/h BAMa: 5...100 l/h (depending on design)
<b>Supply voltage</b>	Only for compact controllers
<b>Output signal</b>	Non-amplified primary current signal, not temperature-compensated, uncalibrated, not electrically isolated
<b>Selectivity</b>	Free chlorine as against combined chlorine
<b>Disinfection process</b>	Chlorine gas, hypochlorite, electrolysis with diaphragm, electrolysis without diaphragm with electrodes in the process
<b>Process integration</b>	Bypass: open sample water outlet, inline: direct installation into the pipe-work
<b>Sensor fitting</b>	BAMa, DGMa, DLG III
<b>Controllers</b>	Compact controller
<b>Typical applications</b>	Swimming pools, potable water, seawater, can also be used with diaphragm-free electrolysis processes for chlorine generation, also suitable for use with fluctuating medium temperatures.
<b>Resistance to</b>	surfactants
<b>Measuring principle, technology</b>	Amperometric, 3 electrodes, no diaphragm



	Measuring range	Order no.
CLB 4-µA-5 ppm	0.05...5.0 mg/l	1130517



# 1.2 Amperometric Sensors DULCOTEST

NEW



## Sensor for free chlorine CLB 5-µA

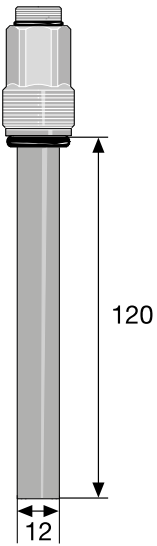
Cost-effective, simple sensor for the measurement of free chlorine in clear water, also in seawater and with a constant media temperature. Can also be used with electrolysis processes for disinfection at up to 45 °C/3 bar. For operation with the Compact controller DCCa

### Your Benefits

- Measured variable: free chlorine, no significant cross-sensitivity to combined chlorine (chloramines)
- Cost-effective due to its simple construction without separate wear parts
- Simple, cost-effective maintenance without handling of the diaphragm caps
- Avoidance of problems caused by electrolysis systems without a diaphragm in which the electrodes are immersed directly into the sample water
- Measurement of free chlorine up to pH 9 and use at high pressure of up to 8 bar thanks to absence of a diaphragm
- Measurement in seawater possible

### Technical Data

<b>Measured variable</b>	free chlorine
<b>Measuring range</b>	0.05 - 5.0 mg/l: linear, can be used for shock chlorination up to 10.0 mg/l
<b>Reference method</b>	DPD1
<b>pH-range</b>	5.0...9.0
<b>Electrolytic conductivity</b>	0.05...50 mS/cm
<b>Temperature</b>	5...45 °C
<b>Max. pressure</b>	3.0 bar
<b>Flow</b>	DGMa, DLG III: 60...80 l/h BAMa: 5...100 l/h (depending on design)
<b>Supply voltage</b>	Only for compact controllers
<b>Output signal</b>	Non-amplified primary current signal, not temperature-compensated, uncalibrated, not electrically isolated
<b>Temperature measurement</b>	None
<b>Selectivity</b>	Free chlorine as against combined chlorine
<b>Disinfection process</b>	Chlorine gas, hypochlorite, electrolysis with diaphragm, electrolysis without diaphragm with electrodes in the process
<b>Process integration</b>	Bypass: open sample water outlet, inline: direct installation into the pipe-work; fixed or replaceable (replaceable fitting)
<b>Sensor fitting</b>	BAMa, DGMa, DLG III
<b>Electrical Connection</b>	Fixed cable, 1 m, 4 wires with cable end sleeves
<b>Controllers</b>	Compact controller
<b>Typical applications</b>	Swimming pools, potable water, sea water; also suitable for use with diaphragm-free electrolysis processes for chlorine generation.
<b>Resistance to</b>	surfactants
<b>Measuring principle, technology</b>	Amperometric, 3 electrodes, no diaphragm



	Measuring range	Order no.
CLB 5-µA-5 ppm	0.05...5.0 mg/l	1104626

# 1.2 Amperometric Sensors DULCOTEST

## Sensor for Free Chlorine CBR 1-mA



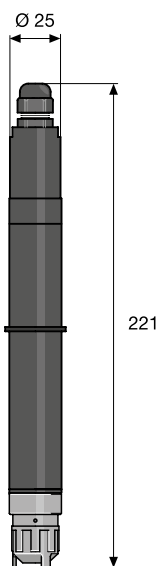
Sensor for free chlorine and bromine in contaminated water, also suitable for high pH values of up to 9.5. For use with controllers with 4-20 mA input

### Your Benefits

- Measured variable: free chlorine, as well as free and combined bromine (bromamines)
- Diaphragm-covered sensor minimises faults caused by changing flow or ingredients in the water
- Resistance to films of dirt and biofilms by electrolyte with antimicrobial effect and large-pore diaphragm
- Use at high pH value of up to 9.5 by optimisation of the electrolyte diaphragm system

### Technical Data

<b>Measured variable</b>	free chlorine, free bromine, combined bromine, DBDMH (1,3-dibrom-5,5-dimethyl-hydantoin)
<b>Reference method</b>	DPD1
<b>pH-range</b>	5...9.5
<b>Temperature</b>	1...40 °C
<b>Max. pressure</b>	1.0 bar
<b>Flow</b>	DGMa: 20...80 l/h DLG III: 40...100 l/h BAMa: 5...100 l/h (depending on design)
<b>Supply voltage</b>	16...24 V DC (2-wire)
<b>Output signal</b>	4-20 mA ≈ measuring range, temperature-compensated, uncalibrated, not electrically isolated
<b>Selectivity</b>	Free chlorine as against combined chlorine
<b>Disinfection process</b>	Chlorine gas, hypochlorite, electrolysis with diaphragm, bromide + hypochlorite, DBDMH
<b>Process integration</b>	Bypass: open sample water outlet
<b>Sensor fitting</b>	BAMa, DGMa, DLG III
<b>Controllers</b>	D1C, DAC, AEGIS II, AEGIS X
<b>Typical applications</b>	Cooling water, process water, wastewater, water with higher pH values (stable pH), contaminated swimming pool water. In swimming pools to determine the combined chlorine from the difference: Total chlorine minus free chlorine. Raw water for drinking water treatment.
<b>Resistance to</b>	Salts, acids, alkalis, surfactants, dirt films
<b>Measuring principle, technology</b>	Amperometric, 2 electrodes, diaphragm-covered



	Measuring range	Order no.
<b>CBR 1-mA-0.5 ppm</b>	0.01...0.5 mg/l *	1038016
<b>CBR 1-mA-2 ppm</b>	0.02...2.0 mg/l *	1038015
<b>CBR 1-mA-5 ppm</b>	0.05...5.0 mg/l *	1052138
<b>CBR 1-mA-10 ppm</b>	0.10...10.0 mg/l *	1038014

\* Measuring range based on chlorine. When measuring bromine, the lower and upper limit of the measuring range are increased by the factor 2.25, therefore for example CBR 1-mA-0.5ppm: 0.02 ...1.1 ppm.





# 1.2 Amperometric Sensors DULCOTEST

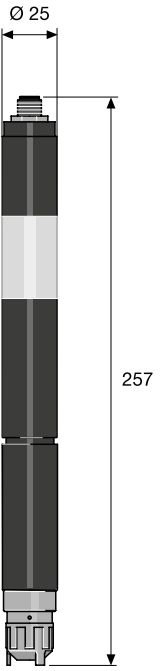
## Sensor for free and combined bromine CBR 1-CAN



Sensor for free chlorine and bromine in contaminated water, also suitable for high pH values of up to 9.5. For use on controllers with CAN-bus connection.

### Your Benefits

- Measured variable: free chlorine as well as free and combined bromine (bromamines)
- Diaphragm-covered sensor minimises faults caused by changing flow or ingredients in the water
- Resistance to films of dirt and biofilms by electrolyte with antimicrobial effect and large-pore diaphragm
- Use at high pH value of up to 9.5 by optimisation of the electrolyte diaphragm system



### Technical Data

<b>Measured variable</b>	free chlorine, free bromine, combined bromine, DBDMH (1,3-dibrom-5,5-dimethyl-hydantoin)
<b>Reference method</b>	DPD1
<b>pH-range</b>	5...9.5
<b>Temperature</b>	1...40 °C
<b>Max. pressure</b>	1.0 bar
<b>Flow</b>	DGMa: 20...80 l/h DLG III: 40...100 l/h BAMa: 5...100 l/h (depending on design)
<b>Supply voltage</b>	11...30 V DC (via CAN interface)
<b>Output signal</b>	Digital (CANopen), uncalibrated, temperature-compensated, electrically isolated
<b>Selectivity</b>	Free chlorine as against combined chlorine
<b>Disinfection process</b>	Chlorine gas, hypochlorite, electrolysis with diaphragm, bromide + hypochlorite, DBDMH
<b>Process integration</b>	Bypass: open sample water outlet
<b>Sensor fitting</b>	BAMa, DGMa, DLG III
<b>Controllers</b>	DULCOMARIN 3, DULCOMARIN II only with hardware after 06.02.2014 from software version 3035 or later
<b>Typical applications</b>	Cooling water, process water, wastewater, water with higher pH values (stable pH), contaminated swimming pool water. In swimming pools to determine the combined chlorine from the difference: Total chlorine minus free chlorine. Raw water for drinking water treatment.
<b>Resistance to</b>	Dirt films, biofilms, surfactants
<b>Measuring principle, technology</b>	Amperometric, 2 electrodes, diaphragm-covered

	Measuring range	Order no.
CBR 1-CAN-10 ppm	0.01...10.0 mg/l	1122056

# 1.2 Amperometric Sensors DULCOTEST

## Sensor for Free Chlorine CLR 1-mA



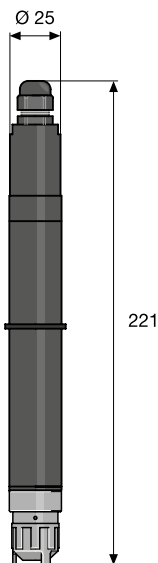
Sensor for free chlorine above 10 ppm in contaminated washing water for use with controllers with 4-20 mA input

### Your Benefits

- Measured variable free chlorine for high concentrations of up to 1,000 ppm
- Diaphragm-covered sensor prevents faults caused by changing flow or ingredients in the water
- Resistance to films of dirt by pore-free diaphragm

### Technical Data

<b>Measured variable</b>	free chlorine
<b>Reference method</b>	DPD1
<b>pH-range</b>	5.5...8.0
<b>Temperature</b>	5...45 °C
<b>Max. pressure</b>	1.0 bar
<b>Flow</b>	DGMa, DLG III: 40...60 l/h BAMa: 5...100 l/h (depending on design)
<b>Supply voltage</b>	16...24 V DC (2-wire)
<b>Output signal</b>	4-20 mA ≈ measuring range, temperature-compensated, uncalibrated, not electrically isolated
<b>Selectivity</b>	Free chlorine as against combined chlorine
<b>Disinfection process</b>	Chlorine gas, hypochlorite, electrolysis with diaphragm
<b>Process integration</b>	Bypass: open sample water outlet
<b>Sensor fitting</b>	BAMa, DGMa, DLG III
<b>Controllers</b>	D1C, DAC
<b>Typical applications</b>	Salad, vegetable and poultry washing water, contaminated process and wastewater.
<b>Resistance to</b>	Salts, acids, alkalis, surfactants, dirt films
<b>Measuring principle, technology</b>	Amperometric, 2 electrodes, diaphragm-covered



	Measuring range	Order no.
CLR 1-mA-200 ppm	10.0...200 mg/l	1047978

**Important note:** Measuring range from 10.0 ... 1,000 mg/l on request

A mounting kit, order no. 815079, is required for initial fitting of the chlorine sensors in the in-line probe housing DLG III.



# 1.2 Amperometric Sensors DULCOTEST

## 1.2.4

### DULCOTEST Sensors for Total Available Chlorine

#### Sensor for total available and free chlorine CGE 3-mA



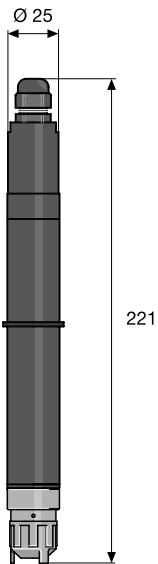
Sensor for total available chlorine, such as derivatives of chloro(iso)cyanuric acid, without disturbance when used in swimming pools where disinfection is provided by electrolysis processes. Also suitable for use as a sensor for free chlorine. For operation with controllers with 4-20 mA input

#### Your Benefits

- Measured variable: total available chlorine, for instance disinfectant with organic chlorine, such as derivatives of chloro(iso)cyanuric acid
- Measured variable: free chlorine without interference with the presence of cyanuric acid
- Gold electrode to prevent faults by products from electrolysis processes where the electrodes are immersed directly into the sample water (without diaphragm)
- Diaphragm-covered sensor (encapsulated) minimises faults caused by changing flow or substances in the water
- Hydrophilic diaphragm guarantees the permeability of chloro(iso)cyanuric acid derivatives towards the measuring electrodes
- The special reaction system of the electrolyte allows the total available chlorine to be determined and use at a high pH of up to 9.5

#### Technical Data

<b>Measured variable</b>	Free chlorine and total available chlorine: Total of organically bound chlorine (e.g. bound to cyanuric acid) and free chlorine
<b>Reference method</b>	DPD1
<b>pH-range</b>	5.5...9.5
<b>Temperature</b>	5...45 °C
<b>Max. pressure</b>	3.0 bar
<b>Flow</b>	DGMa, DLG III: 30...60 l/h BAMa: 5...100 l/h (depending on design)
<b>Supply voltage</b>	16...24 V DC (2-wire)
<b>Output signal</b>	4-20 mA ≈ measuring range, temperature-compensated, uncalibrated, not electrically isolated
<b>Selectivity</b>	total available chlorine and free chlorine as against combined chlorine (chloramines)
<b>Disinfection process</b>	Disinfectants with organic chlorine, e.g. based on cyanuric acid, chlorine gas, hypochlorite, electrolysis
<b>Process integration</b>	Bypass: open sample water outlet
<b>Sensor fitting</b>	BAMa, DGMa, DLG III
<b>Controllers</b>	D1C, DAC, AEGIS II, AEGIS X
<b>Typical applications</b>	Swimming pool water; combined disinfection processes with chloro(iso)cyanuric acid derivatives and electrolysis. Water of a similar quality to potable water with a higher pH of up to 9.5.
<b>Resistance to</b>	Surfactants, cyanuric acid
<b>Measuring principle, technology</b>	Amperometric, 2 electrodes, diaphragm-covered



	Measuring range	Order no.
CGE 3-mA-2 ppm	0.02...2.0 mg/l	1047959
CGE 3-mA-10 ppm	0.10...10.0 mg/l	1047975

A mounting kit, order no. 815079, is required for initial fitting of the chlorine sensors in the in-line probe housing DLG III.



# 1.2 Amperometric Sensors DULCOTEST

## Sensor for total available and free chlorine CGE 3-CAN



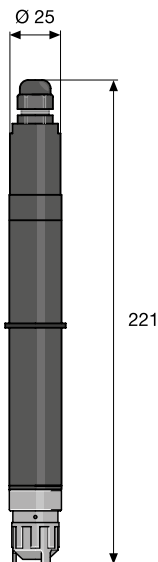
Sensor for total available chlorine, such as derivatives of chloro(iso)cyanuric acid when used in swimming pools. Also suitable for use as a sensor for free chlorine. For use on controllers with CAN-bus connection

### Your Benefits

- Measured variable: total available chlorine, for instance disinfectant with organic chlorine, such as derivatives of chloro(iso)cyanuric acid
- Measured variable: free chlorine without interference with the presence of cyanuric acid
- Gold electrode to prevent faults by products from electrolysis processes where the electrodes are immersed directly into the sample water (without diaphragm)
- Diaphragm-covered sensor (encapsulated) minimises faults caused by changing flow or substances in the water
- Hydrophilic diaphragm guarantees the permeability of chloro(iso)cyanuric acid derivatives towards the measuring electrodes
- The special reaction system of the electrolyte allows the total available chlorine to be determined and use at a high pH of up to 9.5
- Operation on the CAN-bus with all the associated benefits

### Technical Data

<b>Measured variable</b>	Free chlorine and total available chlorine: Total of organically bound chlorine (e.g. bound to cyanuric acid) and free chlorine
<b>Reference method</b>	DPD1
<b>pH-range</b>	5.5...9.5
<b>Temperature</b>	5...45 °C
<b>Max. pressure</b>	3.0 bar
<b>Flow</b>	DGMa, DLG III: 30...60 l/h BAMa: 5...100 l/h (depending on design)
<b>Supply voltage</b>	Via CAN interface (11 – 30 V DC)
<b>Output signal</b>	Uncalibrated, temperature compensated, electrically isolated
<b>Selectivity</b>	total available chlorine and free chlorine as against combined chlorine (chloramines)
<b>Disinfection process</b>	Disinfectants with organic chlorine, e.g. based on cyanuric acid, chlorine gas, hypochlorite, electrolysis
<b>Process integration</b>	Bypass: open sample water outlet
<b>Sensor fitting</b>	BAMa, DGMa, DLG III
<b>Controllers</b>	DULCOMARIN 3, DULCOMARIN II with hardware before 06.02.2014 from software version 3027 or later, with hardware after 06.02.2014 from software version 3033 or later
<b>Typical applications</b>	Swimming pool water, disinfection processes with chloro(iso)cyanuric acid derivatives and electrolysis. Water of a similar quality to potable water with a higher pH of up to 9.5.
<b>Resistance to</b>	Surfactants, cyanuric acid
<b>Measuring principle, technology</b>	Amperometric, 2 electrodes, diaphragm-covered



	Measuring range	Order no.
CGE 3-CAN-10 ppm	0.01...10.0 mg/l	1047977

A mounting kit, order no. 815079, is required for initial fitting of the chlorine sensors in the in-line probe housing DLG III.





# 1.2 Amperometric Sensors DULCOTEST

## 1.2.5 DULCOTEST Sensors for Total Chlorine

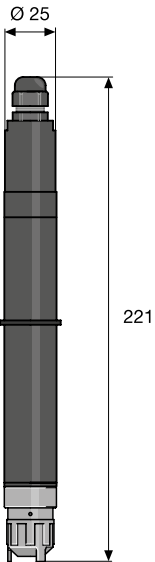
### Sensor for Total Chlorine CTE 1-mA



Sensor for total chlorine, including, for example, free chlorine, chloramines etc. even with high pH values in different kinds of water. For use on controllers with mA input

#### Your Benefits

- Measured variable: Total chlorine, chlorine compounds, in which chlorine acts as an oxidising agent, e.g. free chlorine (HOCl and OCl), chloramines etc.
- Diaphragm-covered sensor (encapsulated) prevents faults caused by changing flow or ingredients in the water
- Hydrophilic diaphragm guarantees permeability for different water-soluble oxidising agents towards the measuring electrodes
- The special reaction system of the electrolyte allows components containing oxidising chlorine to be determined and used at a high pH of up to 9.5



#### Technical Data

<b>Measured variable</b>	Total chlorine
<b>Reference method</b>	DPD4
<b>pH-range</b>	5.5...9.5
<b>Temperature</b>	5...45 °C
<b>Max. pressure</b>	3.0 bar
<b>Flow</b>	DGMa, DLG III: 30...60 l/h BAMa: 5...100 l/h (depending on design)
<b>Supply voltage</b>	16...24 V DC (2-wire)
<b>Output signal</b>	4-20 mA ≈ measuring range, temperature-compensated, uncalibrated, not electrically isolated
<b>Selectivity</b>	Non-selective, cross-sensitive towards many oxidation agents
<b>Disinfection process</b>	Chlorine gas, hypochlorite, electrolysis with diaphragm, monochloramine
<b>Process integration</b>	Bypass: open sample water outlet
<b>Sensor fitting</b>	BAMa, DGMa, DLG III
<b>Controllers</b>	D1C, DAC, AEGIS II, AEGIS X
<b>Typical applications</b>	CTE 1-mA-0.5 ppm: Potable water; CTE 1-mA-2/5/10 ppm: Potable, industrial, process, wastewater. In swimming pools combined with CLE 3.1 to detect combined chlorine.
<b>Resistance to</b>	surfactants
<b>Measuring principle, technology</b>	Amperometric, 2 electrodes, diaphragm-covered

	Measuring range	Order no.
CTE 1-mA-0.5 ppm	0.01...0.5 mg/l	740686
CTE 1-mA-2 ppm	0.02...2.0 mg/l	740685
CTE 1-mA-5 ppm	0.05...5.0 mg/l	1003203
CTE 1-mA-10 ppm	0.10...10.0 mg/l	740684
CTE 1-mA-20 ppm	0.20...20.0 mg/l	1116253

Chlorine sensors complete with 50 ml of electrolyte

A mounting kit, order no. 815079, is required for initial fitting of the chlorine sensors in the in-line probe housing DLG III.



# 1.2 Amperometric Sensors DULCOTEST

## Sensor for Total Chlorine CTE 1-DMT



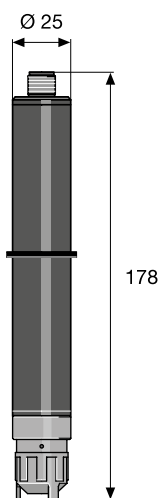
Sensor for total chlorine, including, for example, free chlorine, chloramines etc. even with high pH values in different kinds of water. For operation with the transmitter DMT

### Your Benefits

- Measured variable: Total chlorine, chlorine compounds, in which chlorine acts as an oxidising agent, e.g. free chlorine (HOCl and OCl<sup>-</sup>), chloramines etc.
- Diaphragm-covered sensor (encapsulated) prevents faults caused by changing flow or ingredients in the water
- Hydrophilic diaphragm guarantees permeability for different water-soluble oxidising agents towards the measuring electrodes
- The special reaction system of the electrolyte allows components containing oxidising chlorine to be determined and used at a high pH of up to 9.5

### Technical Data

<b>Measured variable</b>	Total chlorine
<b>Reference method</b>	DPD4
<b>pH-range</b>	5.5...9.5
<b>Temperature</b>	5...45 °C
<b>Max. pressure</b>	3.0 bar
<b>Flow</b>	DGMa, DLG III: 30...60 l/h BAMa: 5...100 l/h (depending on design)
<b>Supply voltage</b>	3.3 V DC (5 P)
<b>Output signal</b>	Uncalibrated, not temperature-compensated, not electrically isolated
<b>Selectivity</b>	Non-selective, cross-sensitive towards many oxidation agents
<b>Disinfection process</b>	Chlorine gas, hypochlorite, electrolysis with diaphragm, monochloramine
<b>Process integration</b>	Bypass: open sample water outlet
<b>Sensor fitting</b>	BAMa, DGMa, DLG III
<b>Controllers</b>	DMT
<b>Typical applications</b>	Potable, industrial, process, wastewater.
<b>Resistance to</b>	surfactants
<b>Measuring principle, technology</b>	Amperometric, 2 electrodes, diaphragm-covered



	Measuring range	Order no.
CTE 1-DMT-10 ppm	0.01...10.0 mg/l	1007540

Chlorine sensors complete with 50 ml of electrolyte

A mounting kit, order no. 815079, is required for initial fitting of the chlorine sensors in the in-line probe housing DLG III.

Measuring lines, see sensor accessories, page → 131





# 1.2 Amperometric Sensors DULCOTEST

## Sensor for total chlorine CTE 1-CAN

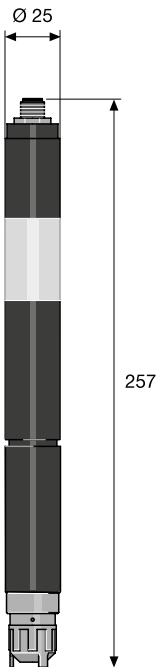


Sensor for total chlorine, including, for example, free chlorine, chloramines etc. even with high pH values in different kinds of water. For use on controllers with CAN-bus connection

### Your Benefits

- Measured variable: Total chlorine, chlorine compounds, in which chlorine acts as an oxidising agent, e.g. free chlorine (HOCl and OCl<sup>-</sup>), chloramines etc.
- Diaphragm-covered sensor (encapsulated) prevents faults caused by changing flow or ingredients in the water
- Hydrophilic diaphragm guarantees permeability for different water-soluble oxidising agents towards the measuring electrodes
- The special reaction system of the electrolyte allows components containing oxidising chlorine to be determined and used at a high pH of up to 9.5
- Operation on the CAN-bus with all the associated benefits

Sensor for connection to a CAN interface (e.g. DULCOMARIN swimming pool controller)



### Technical Data

<b>Measured variable</b>	Total chlorine
<b>Reference method</b>	DPD4
<b>pH-range</b>	5.5...9.5
<b>Temperature</b>	5...45 °C
<b>Max. pressure</b>	3.0 bar
<b>Flow</b>	DGMa, DLG III: 30...60 l/h BAMa: 5...100 l/h (depending on design)
<b>Supply voltage</b>	Via CAN-interface (11 – 30 V)
<b>Output signal</b>	Uncalibrated, temperature compensated, electrically isolated
<b>Selectivity</b>	Non-selective, cross-sensitive towards many oxidation agents
<b>Disinfection process</b>	Chlorine gas, hypochlorite, electrolysis with diaphragm, monochloramine
<b>Process integration</b>	Bypass: open sample water outlet
<b>Sensor fitting</b>	BAMa, DGMa, DLG III
<b>Controllers</b>	DULCOMARIN 3, DULCOMARIN II only with hardware after 06.02.2014 from software version 3035 or later
<b>Typical applications</b>	Potable, industrial, process, wastewater.
<b>Resistance to</b>	surfactants
<b>Measuring principle, technology</b>	Amperometric, 2 electrodes, diaphragm-covered

	Measuring range	Order no.
CTE 1-CAN-10 ppm	0.01...10.0 mg/l	1023427

Chlorine sensors complete with 100 ml of electrolyte

A mounting kit, order no. 815079, is required for initial fitting of the chlorine sensors in the in-line probe housing DLG III.

## 1.2 Amperometric Sensors DULCOTEST

### 1.2.6 DULCOTEST Sensors for Bromine

#### Bromination agents

The following stabilised bromination agents are frequently used for disinfection during water treatment:

- BCDMH (1-**B**romo-3-**C**hloro-5,5-**D**imethyl-**H**ydantoin), marketed under trade names such as Brom-Sticks®
- DBDMH (1,3-**D**ibromo-5,5-**D**imethyl-**H**ydantoin) marketed under trade names such as Albrom 100®
- N-bromamide sulfonate

These bromination agents are initially available as solids (tablets, sticks, pellets) and are transferred via 'bromine chutes' into a saturated aqueous solution, that contains the free bromine (HOBr, OBr) and the carrier molecule. The free bromine and the halogen (bromine, chlorine) still available in the carrier molecule is jointly referred to as 'Total available bromine'. This solution is metered during the process.

Free bromine is generated directly without a carrier by metering of sodium-calcium hypochlorite + acid + sodium bromide, e.g. the Acti-Brom® process (Nalco company) or through the metering of sodium-calcium hypochlorite into seawater (bromide containing).

Bromamines are designated as combined bromine, which are more reactive when compared with chloramines (combined chlorine).

#### Applications

Typical applications are in swimming pools, whirlpools, seawater and cooling circuits. Particular attention must be paid to the quality of the sample water in cooling circuits and, where necessary, compatibility with other chemicals used (e.g. corrosion inhibitors) must be checked.

The photometric DPD measurement method (e.g. with DT 1B), calculated and displayed as bromine, is recommended as a comparison method for calibrating the bromine sensor. If the photometric DPD measurement method for 'chlorine' is used, the measured value must be multiplied by a factor of 2.25 for conversion to 'bromine'.

#### Sensor selection

- The sensor type BCR 1 and calibrating/checking it by means of the DPD4 method is recommended for measuring stabilised bromination agents, such as BCDMH and N-bromamide sulfonate.
- The sensor type CBR 1 and calibrating/checking it by means of the DPD1 method is recommended for measuring free bromine from sodium hypochlorite and bromide or free bromine from DBDMH (splits off free bromine only) or bromine compounds, which are produced during disinfection (using sodium hypochlorite or ozone) of seawater. The CBR 1 can likewise be used to measure combined bromine (bromamines), calibrated and checked using the DPD1 method.
- It is essential that the sensor type BRE 3-CAN, calibrated and checked using the DPD4 method, is used to measure bromination agents using the measuring and control system DULCOMARIN II.



# 1.2 Amperometric Sensors DULCOTEST

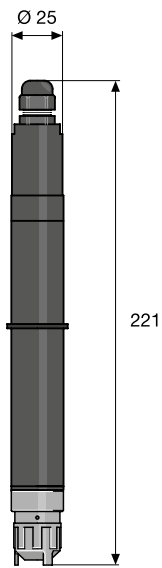
## Sensor for Total Available Bromine BCR 1-mA (Replaces Earlier Type BRE 1)



Sensor for the disinfectant BCDMH and other oxidative-acting bromine-organic disinfectants and total chlorine even in contaminated water and/or for high pH values of up to 9.5. For use on controllers with mA input

### Your Benefits

- Measured variable: total available bromine from BCDMH (1-bromo-3-chloro-5,5-dimethylhydantoin)
- Diaphragm-covered sensor minimises faults caused by changing flow or ingredients in the water, N-bromamide sulfonate
- Resistance to blocking is achieved by the use of an electrolyte with an antimicrobial effect (less blocking by biofilms) and by a large-pored diaphragm (less blocking by solid particles/dirt)
- Use with high pH values by optimisation of the electrolyte diaphragm system



### Technical Data

<b>Measured variable</b>	Total available bromine from <b>BCDMH</b> (1-bromo-3-chloro-5,5-dimethylhydantoin) and <b>N-bromamido-sulphonate, total chlorine</b>
<b>Reference method</b>	DPD4
<b>pH-range</b>	5.0...9.5
<b>Temperature</b>	5...45 °C
<b>Max. pressure</b>	1.0 bar
<b>Flow</b>	DGMa, DLG III: 60...80 l/h BAMa: 5...100 l/h (depending on design)
<b>Supply voltage</b>	16...24 V DC (2-wire)
<b>Output signal</b>	4-20 mA ≈ measuring range, temperature-compensated, uncalibrated, not electrically isolated
<b>Selectivity</b>	Non-selective, cross-sensitive towards many oxidation agents
<b>Disinfection process</b>	BCDMH (1-bromo-3-chloro-5,5-dimethyl-hydantoin), N-bromamide sulfonate
<b>Process integration</b>	Bypass: open sample water outlet
<b>Sensor fitting</b>	BAMa, DGMa, DLG III
<b>Controllers</b>	D1C, DAC, AEGIS II, AEGIS X
<b>Typical applications</b>	Cooling water, process water, wastewater, swimming pool water, water with higher pH values (stable pH).
<b>Resistance to</b>	Dirt films, biofilms, surfactants
<b>Measuring principle, technology</b>	Amperometric, 2 electrodes, diaphragm-covered

	Measuring range	Order no.
BCR 1-mA-0.5 ppm	0.01...0.5 mg/l	1041697
BCR 1-mA-2 ppm	0.02...2.0 mg/l	1040115
BCR 1-mA-10 ppm	0.10...10.0 mg/l	1041698

# 1.2 Amperometric Sensors DULCOTEST

## Sensor for total available bromine BRE 3-CAN



Sensor for free and combined bromine, also for use with slightly contaminated water. For use on controllers with CAN-bus connection

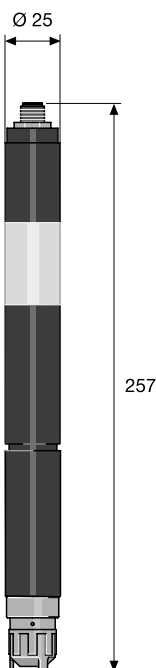
### Your Benefits

- Measured variable: total available bromine from BCDMH and other oxidative-acting bromine organic disinfectants
- Diaphragm-covered sensor minimises faults caused by changing flow or ingredients in the water
- Use with high pH values by optimisation of the electrolyte diaphragm system
- Operation on the CAN-bus with all the associated benefits

Sensor for connection to a CAN interface (e.g. swimming pool controller DULCOMARIN)

### Technical Data

<b>Measured variable</b>	Total available bromine
<b>Reference method</b>	For DBDMH, free bromine: DPD1. For BCDMH: DPD4
<b>pH dependence</b>	If the pH changes from pH 7 to pH 8, the sensor sensitivity changes a) for DBDMH and free bromine by around 10 % b) for BCDMH by around 25 %
<b>Temperature</b>	5...45 °C
<b>Max. pressure</b>	3.0 bar
<b>Flow</b>	DGMa, DLG III: 30...60 l/h BAMa: 5...100 l/h (depending on design)
<b>Supply voltage</b>	Via CAN-interface (11 – 30 V)
<b>Output signal</b>	Uncalibrated, temperature compensated, electrically isolated
<b>Selectivity</b>	Non-selective, cross-sensitive towards many oxidation agents
<b>Disinfection process</b>	DBDMH (1,3-dibromo-5,5-dimethyl-hydantoin), BCDMH (1-bromo-3-chloro-5,5-dimethyl-hydantoin), free bromine (HOBr, OBr)
<b>Process integration</b>	Bypass: open sample water outlet
<b>Sensor fitting</b>	BAMa, DGMa, DLG III
<b>Controllers</b>	DULCOMARIN
<b>Typical applications</b>	swimming pools/whirlpools.
<b>Resistance to</b>	surfactants
<b>Measuring principle, technology</b>	Amperometric, 2 electrodes, diaphragm-covered



	Measuring range	Order no.
<b>BRE 3-CAN-10 ppm</b>	0.02...10.0 mg/l	1029660

**Note:** a mounting kit (order no. 815079) is required for initial fitting of the bromine sensors in the in-line probe housing DLG III.

Measuring lines, see sensor accessories, page → 131



# 1.2 Amperometric Sensors DULCOTEST

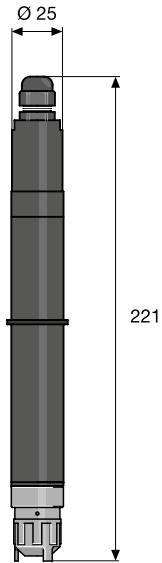
## Sensor for Free and Combined Bromine CBR 1-mA (Replaces Earlier Type BRE 2)



Sensor for free chlorine and bromine in contaminated water, also suitable for high pH values of up to 9.5. For use with controllers with 4-20 mA input

### Your Benefits

- Measured variable: free chlorine, as well as free and combined bromine (bromamines)
- Diaphragm-covered sensor minimises faults caused by changing flow or ingredients in the water
- Resistance to films of dirt and biofilms by electrolyte with antimicrobial effect and large-pore diaphragm
- Use at high pH value of up to 9.5 by optimisation of the electrolyte diaphragm system



### Technical Data

<b>Measured variable</b>	free chlorine, free bromine, combined bromine, DBDMH (1,3-dibrom-5,5-dimethyl-hydantoin)
<b>Reference method</b>	DPD1
<b>pH-range</b>	5...9.5
<b>Temperature</b>	1...40 °C
<b>Max. pressure</b>	1.0 bar
<b>Flow</b>	DGMa: 20...80 l/h DLG III: 40...100 l/h BAMa: 5...100 l/h (depending on design)
<b>Supply voltage</b>	16...24 V DC (2-wire)
<b>Output signal</b>	4-20 mA ≈ measuring range, temperature-compensated, uncalibrated, not electrically isolated
<b>Selectivity</b>	Free chlorine as against combined chlorine
<b>Disinfection process</b>	Chlorine gas, hypochlorite, electrolysis with diaphragm, bromide + hypochlorite, DBDMH
<b>Process integration</b>	Bypass: open sample water outlet
<b>Sensor fitting</b>	BAMa, DGMa, DLG III
<b>Controllers</b>	D1C, DAC, AEGIS II, AEGIS X
<b>Typical applications</b>	Cooling water, process water, wastewater, water with higher pH values (stable pH), contaminated swimming pool water. In swimming pools to determine the combined chlorine from the difference: Total chlorine minus free chlorine. Raw water for drinking water treatment.
<b>Resistance to</b>	Salts, acids, alkalis, surfactants, dirt films
<b>Measuring principle, technology</b>	Amperometric, 2 electrodes, diaphragm-covered

	Measuring range	Order no.
<b>CBR 1-mA-0.5 ppm</b>	0.01...0.5 mg/l *	1038016
<b>CBR 1-mA-2 ppm</b>	0.02...2.0 mg/l *	1038015
<b>CBR 1-mA-5 ppm</b>	0.05...5.0 mg/l *	1052138
<b>CBR 1-mA-10 ppm</b>	0.10...10.0 mg/l *	1038014

\* Measuring range based on chlorine. When measuring bromine, the lower and upper limit of the measuring range are increased by the factor 2.25, therefore for example CBR 1-mA-0.5ppm: 0.02 ...1.1 ppm.

# 1.2 Amperometric Sensors DULCOTEST

## Sensor for free and combined bromine CBR 1-CAN



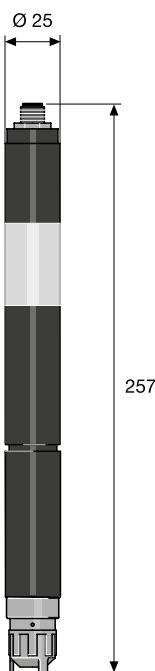
Sensor for free chlorine and bromine in contaminated water, also suitable for high pH values of up to 9.5. For use on controllers with CAN-bus connection.

### Your Benefits

- Measured variable: free chlorine as well as free and combined bromine (bromamines)
- Diaphragm-covered sensor minimises faults caused by changing flow or ingredients in the water
- Resistance to films of dirt and biofilms by electrolyte with antimicrobial effect and large-pore diaphragm
- Use at high pH value of up to 9.5 by optimisation of the electrolyte diaphragm system

### Technical Data

<b>Measured variable</b>	free chlorine, free bromine, combined bromine, DBDMH (1,3-dibrom-5,5-dimethyl-hydantoin)
<b>Reference method</b>	DPD1
<b>pH-range</b>	5...9.5
<b>Temperature</b>	1...40 °C
<b>Max. pressure</b>	1.0 bar
<b>Flow</b>	DGMa: 20...80 l/h DLG III: 40...100 l/h BAMa: 5...100 l/h (depending on design)
<b>Supply voltage</b>	11...30 V DC (via CAN interface)
<b>Output signal</b>	Digital (CANopen), uncalibrated, temperature-compensated, electrically isolated
<b>Selectivity</b>	Free chlorine as against combined chlorine
<b>Disinfection process</b>	Chlorine gas, hypochlorite, electrolysis with diaphragm, bromide + hypochlorite, DBDMH
<b>Process integration</b>	Bypass: open sample water outlet
<b>Sensor fitting</b>	BAMa, DGMa, DLG III
<b>Controllers</b>	DULCOMARIN 3, DULCOMARIN II only with hardware after 06.02.2014 from software version 3035 or later
<b>Typical applications</b>	Cooling water, process water, wastewater, water with higher pH values (stable pH), contaminated swimming pool water. In swimming pools to determine the combined chlorine from the difference: Total chlorine minus free chlorine. Raw water for drinking water treatment.
<b>Resistance to</b>	Dirt films, biofilms, surfactants
<b>Measuring principle, technology</b>	Amperometric, 2 electrodes, diaphragm-covered



	Measuring range	Order no.
CBR 1-CAN-10 ppm	0.01...10.0 mg/l	1122056





# 1.2 Amperometric Sensors DULCOTEST

## 1.2.7 DULCOTEST Sensors for Chlorine Dioxide

### Selection Guide

Sensor type		CDE 2-mA	CDP 1-mA	CDR 1-mA
Application		Potable water	Bottle washing system	Cooling water, wastewater, agriculture, hot water
Measuring ranges		0.01-10.0	0.02-2.00	0.01-10.0
Temperature	°C	5 ... 45	10 ... 45	1 ... 55
Temperature compensation		internal	external	internal
Max. pressure	bar	1.0	3.0	3.0
pH range		4.0 ... 11.0	5.5 ... 10.5	1.0 ... 10.0
Response time	s	120	60	180
Run-in period	h	2-6	4-12	2-6
Surfactant-resistance		no	yes	yes
Contamination resistance		no	under certain conditions	yes
Cross-sensitivity		Ozone	Ozone, chlorine	Ozone

# 1.2 Amperometric Sensors DULCOTEST

## Chlorine Dioxide Sensor CDE 2-mA



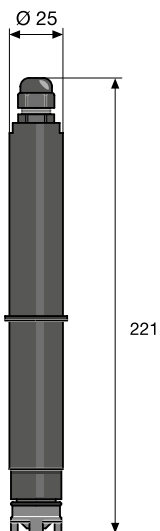
Standard sensor for the measurement of chlorine dioxide without cross-sensitivity by free chlorine. For operation on controllers with 4-20 mA input

### Your benefits

- Measured variable: Chlorine dioxide, no cross-sensitivity towards free chlorine
- Diaphragm-covered sensor minimises faults caused by changing flow or ingredients in the water

### Technical Data

<b>Measured variable</b>	Chlorine dioxide (ClO <sub>2</sub> )
<b>Reference method</b>	DPD1
<b>pH-range</b>	4.0...11.0
<b>Cross sensitivity</b>	Ozone
<b>Temperature</b>	5...45 °C
<b>Max. pressure</b>	1.0 bar
<b>Flow</b>	DGMa, DLG III: 60...80 l/h BAMa: 5...100 l/h (depending on design)
<b>Supply voltage</b>	16...24 V DC (2-wire)
<b>Output signal</b>	4-20 mA ≈ measuring range, temperature-compensated, uncalibrated, not electrically isolated
<b>Response time sensor t<sub>90</sub></b>	120 s
<b>Selectivity</b>	Chlorine dioxide selective towards free chlorine, chlorite and chlorate
<b>Process integration</b>	Bypass: open sample water outlet
<b>Sensor fitting</b>	BAMa, DGMa, DLG III
<b>Controllers</b>	D1C, DAC
<b>Typical applications</b>	Uncontaminated drinking water (surfactant-free).
<b>Resistance to</b>	Salts, acids, alkalis. Not surfactants
<b>Measuring principle, technology</b>	Amperometric, 2 electrodes, diaphragm-covered



	Measuring range	Order no.
CDE 2-mA-0.5 ppm	0.01...0.5 mg/l	792930
CDE 2-mA-2 ppm	0.02...2.0 mg/l	792929
CDE 2-mA-10 ppm	0.10...10.0 mg/l	792928

Chlorine dioxide sensors complete with 100 ml of electrolyte

**Note:** a mounting kit (order no. 815079) is required for initial fitting of the chlorine dioxide sensors in the in-line probe housing DLG III.





# 1.2 Amperometric Sensors DULCOTEST

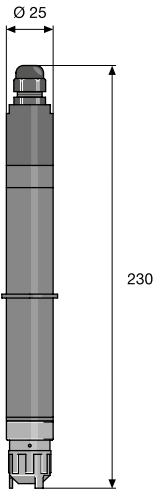
## Chlorine Dioxide Sensor CDP 1-mA



Sensor for the measurement of chlorine dioxide with a fast response time, for example in bottle-washing systems. For operation on controllers with 4-20 mA input

### Your benefits

- Measured variable: Chlorine dioxide without interference caused by surfactants
- Diaphragm-covered sensor minimises faults caused by changing flow or ingredients in the water
- Fast response time through open-pored diaphragm and external temperature measurement



### Technical Data

<b>Measured variable</b>	Chlorine dioxide (ClO <sub>2</sub> )
<b>Reference method</b>	DPD1
<b>pH-range</b>	5.5...10.5
<b>Cross sensitivity</b>	Ozone, chlorine
<b>Temperature</b>	10...45 °C
<b>Max. pressure</b>	3.0 bar
<b>Flow</b>	DGMa, DLG III: 40...60 l/h BAMa: 5...100 l/h (depending on design)
<b>Supply voltage</b>	16...24 V DC (2-wire)
<b>Output signal</b>	4-20 mA ≈ measuring range, not temperature-compensated, uncalibrated, not electrically isolated
<b>Temperature measurement</b>	Separate temperature measurement needed for compensation
<b>Response time sensor t<sub>90</sub></b>	60 s
<b>Selectivity</b>	Chlorine dioxide as against chlorite and chlorate
<b>Process integration</b>	Bypass: open sample water outlet
<b>Sensor fitting</b>	We would recommend installing the sensor together with a Pt 100 temperature sensor in fittings BAMa, DGMa, DLG III
<b>Controllers</b>	D1C and DAC with automatic temperature correction only
<b>Typical applications</b>	Process water containing surfactants (bottle washing machines).
<b>Resistance to</b>	Surfactants, slight films of dirt
<b>Measuring principle, technology</b>	Amperometric, 2 electrodes, diaphragm-covered

	Measuring range	Order no.
CDP 1-mA-2 ppm	0.02...2.0 mg/l	1002149

Chlorine dioxide sensors complete with 100 ml of electrolyte

**Note:** a mounting kit (order no. 815079) is required for initial fitting of the chlorine dioxide sensors in the in-line probe housing DLG III.

# 1.2 Amperometric Sensors DULCOTEST

## Chlorine Dioxide Sensor CDR 1-mA



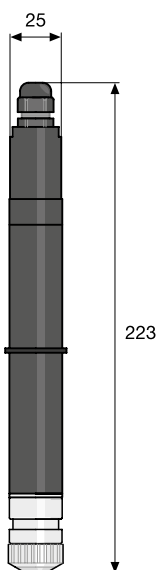
Sensor for the measurement of chlorine dioxide for all kinds of water, including hot and contaminated water. Without cross-sensitivity by free chlorine. For operation on controllers with 4-20 mA input

### Your benefits

- Measured variable: Chlorine dioxide, without cross-sensitivity towards free chlorine
- Diaphragm-covered sensor minimises faults caused by changing flow or ingredients in the water
- Resistance to films of dirt by pore-free diaphragm
- Operating temperature up to 60 °C (short term) by appropriate sensor materials

### Technical Data

<b>Measured variable</b>	Chlorine dioxide (ClO <sub>2</sub> )
<b>Reference method</b>	DPD1
<b>pH-range</b>	1.0...10.0
<b>Cross sensitivity</b>	Ozone
<b>Temperature</b>	1...55 °C
<b>Max. pressure</b>	3.0 bar
<b>Flow</b>	DGMa, DLG III: 30...60 l/h BAMa: 5...100 l/h (depending on design)
<b>Supply voltage</b>	16...24 V DC
<b>Output signal</b>	4-20 mA temperature-compensated, uncalibrated, not electrically isolated
<b>Response time sensor t<sub>90</sub></b>	3 min.
<b>Selectivity</b>	Chlorite
<b>Process integration</b>	Bypass: open sample water outlet
<b>Sensor fitting</b>	BAMa, DGMa, DLG III
<b>Controllers</b>	D1C, DAC
<b>Typical applications</b>	Contaminated industrial, process water, containing surfactants, cooling water, irrigation water, slightly contaminated wastewater, warm water.
<b>Resistance to</b>	Surfactants, slight films of dirt, water-soluble chemicals, solids/dirt, biofilms
<b>Measuring principle, technology</b>	Amperometric, 2 electrodes, diaphragm-covered



	Measuring range	Order no.
CDR 1-mA-0.5 ppm	0.01...0.5 mg/l	1033762
CDR 1-mA-2 ppm	0.02...2.0 mg/l	1033393
CDR 1-mA-10 ppm	0.10...10.0 mg/l	1033404

**Note:** a mounting kit (order no. 815079) is required for initial fitting of the chlorine dioxide sensors in the in-line probe housing DLG III.



# 1.2 Amperometric Sensors DULCOTEST

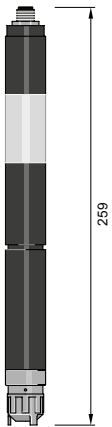
## Chlorine Dioxide Sensor CDR 1-CAN



Sensor for the measurement of chlorine dioxide for all kinds of water, including hot and contaminated water. Without cross-sensitivity by free chlorine. For operation on controllers with 4-20 mA input

### Your benefits

- Measured variable: Chlorine dioxide, without cross-sensitivity to free chlorine
- Diaphragm-covered sensor minimises faults caused by changing flow or ingredients in the water
- Resistance to films of dirt by pore-free diaphragm
- Operating temperature up to 60 °C (short term) by appropriate sensor materials
- Operation on the CAN-bus with all the associated benefits



### Technical Data

<b>Measured variable</b>	Chlorine dioxide (ClO <sub>2</sub> )
<b>Reference method</b>	DPD1
<b>pH-range</b>	1.0...10.0
<b>Cross sensitivity</b>	Ozone
<b>Temperature</b>	5...45 °C
<b>Max. pressure</b>	1.0 bar
<b>Flow</b>	DGMa, DLG III: 30...100 l/h BAMa: 5...60 l/h (depending on design)
<b>Supply voltage</b>	Via CAN-interface (11 – 30 V)
<b>Output signal</b>	Uncalibrated, temperature compensated, electrically isolated
<b>Response time sensor t<sub>90</sub></b>	3 min.
<b>Selectivity</b>	Chlorite
<b>Process integration</b>	Bypass: open sample water outlet
<b>Sensor fitting</b>	BAMa, DGMa, DLG III
<b>Controllers</b>	DULCOMARIN
<b>Typical applications</b>	Contaminated industrial, process water, containing surfactants, cooling water, irrigation water, slightly contaminated wastewater.
<b>Resistance to</b>	Surfactants, water-soluble pollutants, solids/dirt, biofilms
<b>Measuring principle, technology</b>	Amperometric, 2 electrodes, diaphragm-covered

	Measuring range	Order no.
CDR 1-CAN-10 ppm	0.01...10.0 mg/l	1041155

Complete with 100 ml of electrolyte, connecting cable - CAN M12 5-pin 0.5 m, T-distributor M12 5-pin CAN



# 1.2 Amperometric Sensors DULCOTEST

## 1.2.8 DULCOTEST Sensors for Chlorite

### Chlorite Sensor CLT 1-mA



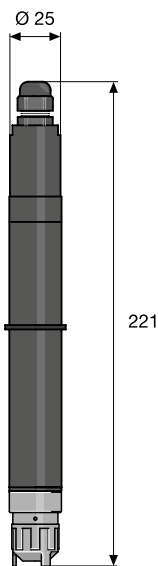
Sensor for monitoring the disinfection by-product chlorite in compliance with potable water regulations. Without cross-sensitivity towards chlorine dioxide, chlorate and chlorine. For operation on controllers with 4-20 mA input

#### Your Benefits

- Online monitoring of the disinfection by-product chlorite
- Diaphragm-covered sensor minimises faults caused by changing flow or ingredients in the water
- No interference by chlorine dioxide/chlorine/chlorate
- Online monitoring improves process reliability
- Online monitoring replaces expensive laboratory analysis

#### Technical Data

<b>Measured variable</b>	Chlorite anion ( $\text{ClO}_2^-$ )
<b>Reference method</b>	DPD method, chlorite in the presence of chlorine dioxide
<b>pH-range</b>	6.5...9.5
<b>Cross sensitivity</b>	reducing chemicals, e. g. $\text{Fe}^{2+}$ , $\text{Mn}^{2+}$
<b>Temperature</b>	1...40 °C
<b>Max. pressure</b>	1.0 bar
<b>Flow</b>	DGMa, DLG III: 30...60 l/h BAMa: 5...100 l/h (depending on design)
<b>Supply voltage</b>	16...24 V DC (2-wire)
<b>Output signal</b>	4-20 mA $\approx$ measuring range, temperature-compensated, uncalibrated, not electrically isolated
<b>Selectivity</b>	Chlorite selective towards chlorine dioxide, chlorate and free chlorine
<b>Process integration</b>	Bypass: open sample water outlet
<b>Sensor fitting</b>	BAMa, DGMa, DLG III
<b>Controllers</b>	D1C
<b>Typical applications</b>	Monitoring of chlorine dioxide treated potable water or similar water. The selective measurement of chlorite alongside chlorine dioxide, chlorine and chlorate is possible.
<b>Resistance to</b>	surfactants
<b>Measuring principle, technology</b>	Amperometric, 2 electrodes, diaphragm-covered



DVGW recommended

	Measuring range	Order no.
CLT 1-mA-0.5 ppm	0.02...0.5 mg/l	1021596
CLT 1-mA-2 ppm	0.10...2.0 mg/l	1021595

Chlorite sensors complete with 50 ml of electrolyte.

**Note:** A mounting kit (order no. 815079) is required for initial fitting of the chlorite sensors in the in-line probe housing DLG III.

The DT4 photometer is recommended for calibration of the chlorite sensor.





# 1.2 Amperometric Sensors DULCOTEST

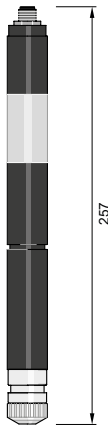
## Chlorite Sensor CLT 1-CAN



Sensor for monitoring the disinfection by-product chlorite in compliance with potable water regulations. Without cross-sensitivity towards chlorine dioxide, chlorate and chlorine. For use on controllers with CAN-bus connection

### Your Benefits

- Online monitoring of the disinfection by-product chlorite
- Diaphragm-covered sensor minimises faults caused by changing flow or ingredients in the water
- No interference by chlorine dioxide/chlorine/chlorate
- Online monitoring improves process reliability
- Online monitoring replaces expensive laboratory analysis
- Operation on the CAN-bus with all the associated benefits



### Technical Data

<b>Measured variable</b>	Chlorite anion (ClO <sub>2</sub> <sup>-</sup> )
<b>Reference method</b>	DPD method, chlorite in the presence of chlorine dioxide
<b>pH-range</b>	6.5...9.5
<b>Cross sensitivity</b>	reducing chemicals, e. g. Fe <sup>2+</sup> , Mn <sup>2+</sup>
<b>Temperature</b>	1...40 °C
<b>Max. pressure</b>	1.0 bar
<b>Flow</b>	DGMa, DLG III: 30...60 l/h BAMA: 5...100 l/h (depending on design)
<b>Supply voltage</b>	Via CAN-interface (11 – 30 V)
<b>Output signal</b>	Uncalibrated, temperature compensated, electrically isolated
<b>Response time sensor t<sub>90</sub></b>	3 min.
<b>Selectivity</b>	Chlorite selective towards chlorine dioxide, chlorate and free chlorine
<b>Process integration</b>	Bypass: open sample water outlet
<b>Sensor fitting</b>	BAMA, DGMa, DLG III
<b>Controllers</b>	DULCOMARIN
<b>Typical applications</b>	Monitoring of chlorine dioxide treated potable water or similar water. The selective measurement of chlorite alongside chlorine dioxide, chlorine and chlorate is possible.
<b>Resistance to</b>	surfactants
<b>Measuring principle, technology</b>	Amperometric, 2 electrodes, diaphragm-covered

	Measuring range	Order no.
CLT 1-CAN-2 ppm	0.05...2.0 mg/l	1041156

Complete with 100 ml of electrolyte, connecting cable - CAN M12 5-pin 0.5 m, T-distributor M12 5-pin CAN

# 1.2 Amperometric Sensors DULCOTEST

1.2.9

DULCOTEST Sensors for Ozone

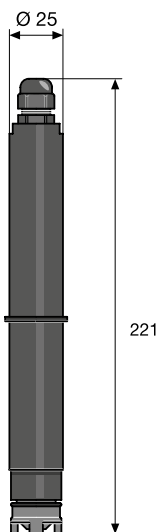
## Ozone sensor OZE 3-mA



Standard sensor for measuring ozone in clear water. For operation on controllers with 4-20 mA input

### Your Benefits

- Measured variable: Ozone, without cross-sensitivity to chlorine, hydrogen peroxide
- Diaphragm-covered sensor (encapsulated) minimises faults caused by changing flow or ingredients in the water



### Technical Data

<b>Measured variable</b>	Ozone (O <sub>3</sub> )
<b>Reference method</b>	DPD4
<b>pH-range</b>	4.0...11.0
<b>Cross sensitivity</b>	Chlorine dioxide
<b>Temperature</b>	5...40 °C
<b>Max. pressure</b>	1.0 bar
<b>Flow</b>	DGMa, DLG III: 20...60 l/h BAMa: 5...100 l/h (depending on design)
<b>Supply voltage</b>	16...24 V DC (2-wire)
<b>Output signal</b>	4-20 mA ≈ measuring range, temperature-compensated, uncalibrated, not electrically isolated
<b>Selectivity</b>	Ozone as against free chlorine, combined chlorine, hydrogen peroxide
<b>Process integration</b>	Bypass: open sample water outlet
<b>Sensor fitting</b>	DGM, DLG III
<b>Controllers</b>	D1C
<b>Typical applications</b>	Potable water and swimming pool water.
<b>Resistance to</b>	Salts, acids, alkalis. Not surfactants
<b>Measuring principle, technology</b>	Amperometric, 2 electrodes, diaphragm-covered

	Measuring range	Order no.
OZE 3-mA	0.02...2.0 mg/l	792957

**Note:** A mounting kit (order no. 815079) is required for initial fitting of the ozone sensors in the in-line probe housing DLG III.





# 1.2 Amperometric Sensors DULCOTEST

## Ozone sensor OZR 1-mA



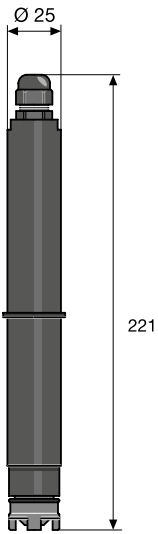
Sensor for measuring and monitoring the absence of ozone, also suitable for use in contaminated water. For operation on controllers with 4-20 mA input

### Your Benefits

- Measured variable: Ozone, without cross-sensitivity to chlorine, hydrogen peroxide
- Diaphragm-covered sensor (encapsulated) minimises faults caused by changing flow or ingredients in the water
- Suitable also for monitoring the absence of ozone (rupture monitoring on filters) and for discontinuous ozone treatment processes
- Resistance to films of dirt by pore-free diaphragm

### Technical Data

<b>Measured variable</b>	Ozone (O <sub>3</sub> )
<b>Reference method</b>	DPD4
<b>pH-range</b>	4.0...11.0
<b>Cross sensitivity</b>	chlorine dioxide, peracetic acid, bromine, bromamine
<b>Temperature</b>	5...40 °C
<b>Max. pressure</b>	1.0 bar
<b>Flow</b>	DGMa, DLG III: 30...60 l/h BAMa: 5...100 l/h (depending on design)
<b>Supply voltage</b>	16...24 V DC (2-wire)
<b>Output signal</b>	4-20 mA ≈ measuring range, temperature-compensated, uncalibrated, not electrically isolated
<b>Response time t<sub>90</sub> after 1 month with 0.00 ppm ozone</b>	<210 s
<b>Selectivity</b>	Non-selective
<b>Process integration</b>	Bypass: open sample water outlet
<b>Sensor fitting</b>	DGM, DLG III
<b>Controllers</b>	D1C, DAC
<b>Typical applications</b>	Potable water, swimming pool water, process, service or cooling water, monitoring the ozone breakdown of filters.
<b>Resistance to</b>	Salts, acids, alkalis, surfactants, dirt films
<b>Measuring principle, technology</b>	Amperometric, 2 electrodes, diaphragm-covered



	Measuring range	Order no.
OZR 1-mA-0.5 ppm	0.01...0.5 mg/l	1118883
OZR 1-mA-2 ppm	0.02...2.0 mg/l	1051647
OZR 1-mA-10 ppm	0.1...10.0 mg/l	1118925

**Note:** A mounting kit (order no. 815079) is required for initial fitting of the ozone sensors in the in-line probe housing DLG III.

## 1.2 Amperometric Sensors DULCOTEST

### 1.2.10 DULCOTEST Sensors for Peracetic Acid

DULCOTEST sensors of types PAA 1 and PAA 2-3E are diaphragm-covered amperometric sensors for the selective measurement of peracetic acid. You have the option of two sensor types for applications with different requirements:

Type PAA 1 with extra thick, pore-free diaphragm for average and higher concentrations of peracetic acid for applications in the food and beverage industry.

Type PAA 2-3E for low concentrations of peracetic acid for monitoring peracetic acid limit values in clarification plant processes or for applications in the pharmaceutical industry and medical technology.

#### Selection Guide

Property	PAA 1-mA	PAA 2-3E-mA
Resistance to chemicals and films (dirt, limescale, surfactants)	Very good, thanks to pore-free diaphragm	Good, thanks to hydrophilic diaphragm
Max. temperature	Up to 45 °C	Up to 40 °C
Shaft/diaphragm material	PVC-C / silicone	PVC-U / PET
Measuring range 0... _____ [ppm]	Standard type: 200, 2000 Special type: up to 20,000	Standard type: 2, 20
Response time T90	Up: 180 seconds Down: 120 seconds	Up, down: < 30 seconds
Intermittent operation without peracetic acid	Possible	Not possible
Electrical connection	Terminal	Plug



# 1.2 Amperometric Sensors DULCOTEST

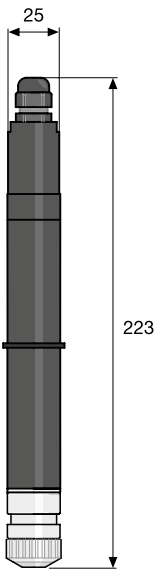
## Peracetic Acid Sensor PAA 1-mA



Sensor for the measurement of peracetic acid without cross-sensitivity to hydrogen peroxide. For disinfecting contaminated water from washing foodstuffs and from cleaning procedures (e.g. CIP).

### Your Benefits

- Measured variable: Peracetic acid, without cross-sensitivity towards the accompanying chemical, hydrogen peroxide
- Diaphragm-covered sensor minimises faults caused by changing flow or ingredients in the water
- Resistance to films of dirt by pore-free diaphragm



### Technical Data

<b>Measured variable</b>	Peracetic acid
<b>Reference method</b>	Titration
<b>pH-range</b>	1.0...9.0
<b>Temperature</b>	1...45 °C
<b>Admissible temperature fluctuation</b>	0.3 °C/min
<b>Response time sensor <math>t_{90}</math></b>	≈ 3 min
<b>Max. pressure</b>	3.0 bar
<b>Flow</b>	DGMa, DLG III: 30...60 l/h BAMa: 5...100 l/h (depending on design)
<b>Supply voltage</b>	16...24 V DC (2-wire)
<b>Output signal</b>	4-20 mA ≈ measuring range, temperature-compensated, uncalibrated, not electrically isolated
<b>Selectivity</b>	Peracetic acid selective towards hydrogen peroxide
<b>Cross sensitivity</b>	Ozone, chlorine dioxide, chlorine, bromine
<b>Process integration</b>	Bypass: open sample water outlet
<b>Sensor fitting</b>	BAMa, DGMa, DLG III
<b>Controllers</b>	D1C, DAC, AEGIS II, AEGIS X
<b>Typical applications</b>	Flushing with Cleaning In Place (CIP), washing vegetables, fruit and meat, rinsers, also suitable for use in the presence of surfactants. The selective measurement of peracetic acid in the presence of hydrogen peroxide is possible.
<b>Resistance to Measuring principle, technology</b>	Salts, acids, alkalis, surfactants, dirt films Amperometric, 2 electrodes, diaphragm-covered

	Measuring range	Order no.
PAA 1-mA-200 ppm	1...200 mg/l	1022506
PAA 1-mA-2000 ppm	10...2,000 mg/l	1022507

**Note:** A mounting kit (order no. 815079) is required for initial fitting of the sensors in the sensor bypass fitting DLG III.

# 1.2 Amperometric Sensors DULCOTEST

## Peracetic acid sensor PAA 2-3E-mA



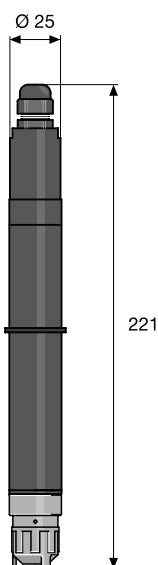
Sensor for measuring even low concentrations of peracetic acid without cross-sensitivity to hydrogen peroxide even in wastewater (pre-cleaned)

### Your Benefits

- Measured variable: peracetic acid, without cross-sensitivity to the accompanying chemical, hydrogen peroxide
- Low dependence on flow, reduced faults caused by substances in the water and films of dirt, thanks to a membrane protecting the measuring electrodes
- Sensitive measuring range from 0.02 mg/l provided by potentiometric system containing 3 electrodes
- Measured values for monitoring or fast control due to short sensor response time < 30 s
- An integrated transmitter and the signal cable's plug-in connector make for an easy installation

### Technical Data

<b>Measured variable</b>	Peracetic acid
<b>Calibration</b>	DPD4, titration
<b>pH-range</b>	3.0...8.0
<b>Temperature</b>	0...40 °C
<b>Admissible temperature fluctuation</b>	< 0.3 °C/min
<b>Response time sensor <math>t_{90}</math></b>	< 45 s
<b>Max. pressure</b>	3.0 bar
<b>Electrolytic conductivity</b>	0.05...50 mS/cm
<b>Flow</b>	DGMa, DLG III: 30...60 l/h BAMa: 5...100 l/h (depending on design)
<b>Supply voltage</b>	16...24 V DC (2-wire)
<b>Output signal</b>	4-20 mA $\approx$ measuring range, temperature-compensated, uncalibrated, not electrically isolated
<b>Selectivity</b>	Peracetic acid selective towards hydrogen peroxide
<b>Cross sensitivity</b>	Ozone, chlorine dioxide, chlorine, bromine
<b>Process integration</b>	Bypass: open outlet or return of the sample water into the process line
<b>Sensor fitting</b>	BAMa, DGMa, DLG III
<b>Controllers</b>	DAC, D1Cb, AEGIS II, AEGIS X
<b>Typical applications</b>	Disinfecting pre-cleaned wastewater, measurement and control of low peracetic acid concentrations in the pharmaceutical industry and medical technology.
<b>Resistance to</b>	Salts, acids, alkalis, surfactants, dirt films
<b>Measuring principle, technology</b>	Amperometric, 3 electrodes, diaphragm-covered



	Measuring range	Order no.
PAA 2-3E-mA-2 ppm	0.02...2.0 mg/l	1120263
PAA 2-3E-mA-20 ppm	0.2...20.0 mg/l	1119538

### Accessories

	Length m	Order no.
Measuring line (external cable), 2-core, 5-pin plug	2	707702
Measuring line (external cable), 2-core, 5-pin plug	5	707703
Measuring line (external cable), 2-core, 5-pin plug	10	707707





# 1.2 Amperometric Sensors DULCOTEST

## 1.2.11 DULCOTEST Sensors for Hydrogen Peroxide

The DULCOTEST sensors PER 1, PEROX H2.10 P and PEROX H-3E are membrane-covered, amperometric sensors for the online concentration measurement of hydrogen peroxide. Due to its complete biodegradability, hydrogen peroxide is a disinfectant and oxidising agent frequently used in water treatment and production:

- Chemical bleach in the wood, paper, textile and mineral compounds industries
- Organic synthesis in the chemical, pharmaceutical and cosmetics industries
- Oxidation of drinking water, landfill seepage water, contaminated ground water
- Disinfection of cooling, process and production water in the food and beverage industries as well as in swimming pools
- Exhaust air scrubbing in municipal clarification plants and industrial flue gas cleaning
- Elimination of chlorine in water treatment

Sensors are selected using the following decision-making table:

Requirement	Type	PER1	PEROX H2.10 P	PEROX H-3E
<b>Sample matrix loaded with dirt and chemicals</b>		Very suitable due to water-impermeable hydrophobic diaphragm/ separate electrolyte, however sensitive to the presence of hydrogen sulphide (H <sub>2</sub> S), oxidant	Not cross-sensitive to free chlorine or peracetic acid. Prone to failure due to thick water-permeable diaphragm. Process water serves as electrolyte.	Suitable due to less water-permeable hydrophilic diaphragm/ separate electrolyte. No cross-sensitivity to free chlorine
<b>Electrical influence due to interference potential in the measurement medium</b>		Insensitive because the counter electrode is separated from the process	More sensitive because the counter electrode is in the medium	Insensitive because the counter electrode is separated from the process to a great extent
<b>Temperature range</b>		Up to 50 °C	Up to 40 °C	Up to 45 °C
<b>Simple handling during installation and maintenance</b>		Suitable due to temperature compensation and transmitters integrated in the sensor	Separate temperature sensor for fast processes. Separate clip-on transducer	Transmitter integrated in the sensor. Signal cable can be plugged onto sensor. Separate temperature measurement for processes with rapid change in temperature
<b>Response time as t<sub>90</sub></b>		480 s	20 s	45 s
<b>Quick temperature changes</b>		Slow due to integrated temperature sensor	Fast due to separate temperature sensor	Slow due to integrated temperature sensor
<b>Measuring intervals in the absence of H<sub>2</sub>O<sub>2</sub> (&gt; 1 week)</b>		Unsuitable	Suitable due to pulsed polarisation technology	Suitable due to pulsed polarisation technology
<b>Measuring range may vary at times due to orders of magnitude or is not clear in the order</b>		A suitable sensor must be selected	Suitable because the measuring range can be manually switched on the sensor transducer	A suitable sensor must be selected
<b>Measuring range (special measuring ranges &gt; 2000 mg/l on request)</b>		20...100,000 mg/l	1...2,000 mg/l	0.2...500mg/l
<b>pH range</b>		1.0...11.0	2.5...10.0	2.5...8.0
<b>Measuring electrodes</b>		2 electrodes	2 electrodes	3 electrodes
<b>Typical application</b>		Cooling water, wastewater, bleaching process	Exhaust air scrubbers, drinking water, swimming pools, pharmaceutical industry	Swimming pool, plant irrigation water, chlorine elimination

# 1.2 Amperometric Sensors DULCOTEST

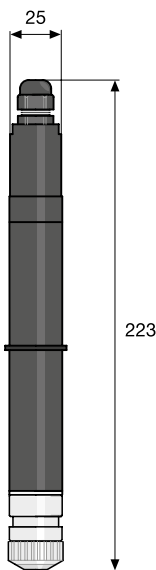
## Hydrogen peroxide sensor PER 1-mA



Sensor for the measurement of hydrogen peroxide even in chemically contaminated and polluted water. Available with measuring ranges for medium to very high concentrations

### Your Benefits

- Hydrogen peroxide as the measured variable, with measuring ranges from 20 ppm to 100,000 ppm (10% With > 2%, as special versions) available
- Diaphragm-covered sensor minimises faults caused by changing flow or substances in the water
- Resistance to films of dirt thanks to use of a pore-free diaphragm
- Can be used in wide pH range of 1...11
- Operating temperature up to 50 °C



### Technical Data

<b>Measured variable</b>	Hydrogen peroxide
<b>Calibration</b>	Photometric with manual DT3B photometer
<b>pH-range</b>	1.0...11.0
<b>Temperature</b>	0...50 °C
<b>Admissible temperature fluctuation</b>	< 0.3 °K/min
<b>Response time sensor t<sub>90</sub></b>	approx. 480 sec
<b>Max. pressure</b>	1.0 bar
<b>Flow</b>	DGMa, DLG III: 30...80 l/h BAMa: 5...60 l/h (depending on design)
<b>Supply voltage</b>	16...24 V DC (2-wire)
<b>Output signal</b>	4...20 mA temperature-compensated, uncalibrated, not electrically isolated
<b>Selectivity</b>	Hydrogen peroxide selective towards sulphite
<b>Cross sensitivity</b>	Ozone, chlorine dioxide, peracetic acid, chlorine, bromine
<b>Process integration</b>	Bypass: open outlet or return of the sample water into the process line
<b>Sensor fitting</b>	BAMa, DGMa, DLG III
<b>Controllers</b>	D1C
<b>Typical applications</b>	Cooling and wastewater treatment, bleaching processes, H <sub>2</sub> O <sub>2</sub> product qualification, water with higher H <sub>2</sub> O <sub>2</sub> concentrations of up to 100,000 ppm.
<b>Resistance to</b>	Salts, acids, alkalis, surfactants, dirt films, not against hydrogen sulphide (H <sub>2</sub> S)
<b>Measuring principle, technology</b>	Amperometric, 2 electrodes, diaphragm-covered

	Measuring range	Order no.
PER 1-mA-2000 ppm	20.0...2,000.0 mg/l	1022510

**Important note:** Measuring ranges up to 100,000 ppm on request

Photometer → 236

### Accessories

		Order no.
Photometer DT3B	(for calibration)	1039317
Polishing paste	(to electrode cleaning)	559810

**Note:** A mounting kit (order no. 815079) is required for initial fitting of the sensors in the sensor bypass fitting DLG III.



# 1.2 Amperometric Sensors DULCOTEST

## Hydrogen peroxide sensor PEROX H2.10 P-mA

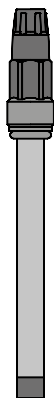


Sensor for measuring hydrogen peroxide without cross-sensitivity to chlorine. It can also be used for fast control processes even with the temporary absence of hydrogen peroxide in clear water in a wide pH range of 2.5...10.

### Your Benefits

- Measured variable hydrogen peroxide without cross-sensitivity to chlorine
- Diaphragm-covered sensor minimises faults caused by changing flow
- Fast processes can be controlled through the sensor's rapid response time in conjunction with fast external temperature measurement for temperature correction
- Can be used in wide pH range of 2.5...10
- Reliable measurement even after periods of absence of hydrogen peroxide thanks to pulsed, self-regenerating measuring electrode

### Technical Data



<b>Measured variable</b>	Hydrogen peroxide
<b>Calibration</b>	Photometric with manual DT3B photometer
<b>Measuring range</b>	1...20, 10...200, 100...2000 mg/l, switchable
<b>pH-range</b>	2.5...10.0
<b>Temperature</b>	0...40 °C
<b>Admissible temperature fluctuation</b>	< 1 °K/min (with external T measurement)
<b>Response time sensor t<sub>90</sub></b>	approx. 20 sec
<b>Min. conductivity</b>	For measuring range 20 mg/l: 5 µS/cm For measuring range 200 mg/l: 200 µS/cm Up to 1,000 mg/l: 500 µS/cm Up to 2,000 mg/l: 1 mS/cm
<b>Max. pressure</b>	2.0 bar
<b>Flow</b>	DGMa, DLG III: 30...60 l/h BAMa: 5...100 l/h (depending on design)
<b>Supply voltage</b>	16...24 V DC (three-wire system)
<b>Output signal</b>	4...20 mA not temperature-compensated, uncalibrated, not electrically isolated
<b>Selectivity</b>	Hydrogen peroxide selective towards free chlorine
<b>Process integration</b>	Bypass: open outlet or return of the sample water into the process line
<b>Sensor fitting</b>	BAMa, DGMa, DLG III
<b>Controllers</b>	DAC, D1C (without temperature correction)
<b>Typical applications</b>	Exhaust air scrubbers, treatment of clear and chemically uncontaminated water, controls with the necessary very short response times
<b>Resistance to</b>	Salts, acids, lyes, surfactants.
<b>Measuring principle, technology</b>	amperometric, 2 pulsing electrodes, diaphragm-covered

	Order no.
H <sub>2</sub> O <sub>2</sub> sensor PEROX-H2.10 P	792976
PEROX transducer V1 for D1Ca	1034100
PEROX Transducer V2	1047979

### Accessories

		Order no.
Photometer DT3B	(for calibration)	1039317
Polishing paste	(to electrode cleaning)	559810

Photometer → 236



# 1.2 Amperometric Sensors DULCOTEST

## Hydrogen peroxide sensor PEROX H 3E-mA



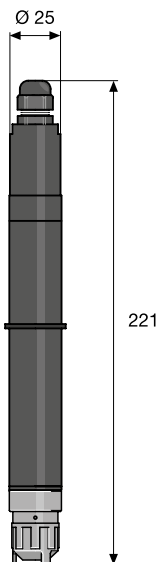
Sensor for the measurement of hydrogen peroxide without cross-sensitivity to free chlorine peracetic acid. Suitable for use with fast control processes, even in moderately contaminated water, and for reliable measurement from 0.2 ppm H<sub>2</sub>O<sub>2</sub>

### Your Benefits

- Measured variable hydrogen peroxide without cross-sensitivity to free chlorine and peracetic acid
- Sensitive measuring range from 0.2 mg/l
- Fast processes can be controlled through the sensor's rapid response time in conjunction with fast external temperature measurement for temperature correction
- Reliable measurement even after periods of absence of hydrogen peroxide thanks to pulsed, self-regenerating measuring electrode
- Low measuring range provided by a system containing 3 electrodes
- Membrane-covered sensor minimises faults caused by changing flow
- An integrated transmitter and the signal cable's plug-in connector make for an easy installation

### Technical Data

<b>Measured variable</b>	Hydrogen peroxide
<b>Calibration</b>	Photometric with manual DT3B photometer
<b>pH-range</b>	2.5...8.0
<b>Temperature</b>	0...45 °C
<b>Admissible temperature fluctuation</b>	< 1 °K/min (with external T measurement)
<b>Response time sensor t<sub>90</sub></b>	< 45 s
<b>Electrolytic conductivity</b>	0.05...50 mS/cm
<b>Max. pressure</b>	3.0 bar
<b>Flow</b>	DGMa, DLG III: 30...60 l/h BAMa: 5...100 l/h (depending on design)
<b>Supply voltage</b>	16...24 (two-wire technology) V DC
<b>Output signal</b>	4...20 mA not temperature-compensated, uncalibrated, not electrically isolated via a 4-pin plug on the sensor via an open-ended signal cable on the unit
<b>Electrical Connection</b>	
<b>Selectivity</b>	Hydrogen peroxide selective to free chlorine, peracetic acid, sulphite
<b>Process integration</b>	Bypass: open outlet or return of the sample water into the process line
<b>Sensor fitting</b>	BAMa, DGMa, DLG III
<b>Controllers</b>	DAC, D1Cb (without temperature correction)
<b>Typical applications</b>	Swimming pool, plant irrigation water, chlorine elimination. Can also be used for moderately contaminated water, controls with the necessary short response times and low H <sub>2</sub> O <sub>2</sub> concentrations
<b>Resistance to</b>	Salts, acids, alkalis, surfactants, dirt films
<b>Measuring principle, technology</b>	amperometric, 3 pulsing electrodes, diaphragm-covered



	Measuring range	Order no.
PEROX H-3E-10ppm	0.20...10.0 mg/l	1058563
PEROX H-3E-50ppm	1.0...50.0 mg/l	1105779
PEROX H-3E-200ppm	5.0...200 mg/l	1105778
PEROX H-3E-500ppm	10...500 mg/l	1117570

### Accessories

	Order no.
Pt 100 SE - temperature sensor for direct temperature measurement or temperature compensation during measurement of pH, fluoride, conductivity, chlorine dioxide or hydrogen peroxide	305063
DT3B photometer for calibrating the sensors for hydrogen peroxide, complete with transport case	1039317

	Length m	Order no.
Measuring line (external cable), 2-core, 5-pin plug	2	707702
Measuring line (external cable), 2-core, 5-pin plug	5	707703
Measuring line (external cable), 2-core, 5-pin plug	10	707707





## 1.3 Sensors DULCOTEST for pH, ORP, Fluoride and Temperature

### 1.3.1 Selection Guide for pH Sensors, ORP Sensors

The following generally applicable points should be observed for optimum functioning of pH and ORP sensors:

- The sensors should never dry out
- The insertion angle must be  $> 15^\circ$  from the horizontal (except with PHEK-L type)
- Maximum flow  $< 0.8$  m/s
- Use of suitable measuring lines
- Measuring lines should be as short as possible
- Use of suitable measuring devices/transducers (high resistance input)
- Calibration using quality buffer solutions
- Selection of electrode type depending on the application
- The storage period should be as short as possible

Measuring lines for pH/ORP measurement, see page → 131, quality buffer solutions for pH, see page → 134



# 1.3 Sensors DULCOTEST for pH, ORP, Fluoride and Temperature

## Selection guide for pH sensors DULCOTEST

Sensor type	Typical applications	Remarks	pH range	Max. temperature and max. pressure	Loading with particles/solid matter in the application	Reference	Diaphragm
PHEP	Drinking water, swimming pool water		1 to 12	60°C / 3 bar	None to low levels	Ag/AgCl	1x ceramic
PHEK	Swimming pool water, aquariums	Plastic sensor shaft for greater safety during handling, e.g. end customers in the private swimming pool sector	1 to 12	60°C / 3 bar	None to low levels	Ag/AgCl	1x ceramic
PHEP/PHEPT	Drinking water, swimming pool water, process water	PHEPT with integrated temperature sensor	1 to 12	80°C / 6 bar	None to low levels	Ag/AgCl with AgCl reservoir	1x ceramic
PHEP	Process water, electroplating	Chemically contaminated water, e.g. Cr <sup>6+</sup> , CN <sup>-</sup>	1 to 12			Ag/AgCl with AgCl reservoir	2x ceramic; double junction
PHEN	Chemically contaminated water, low-conductivity water ≥ 50 µS/cm	Reference electrolyte is introduced into the sensor using external bottles and can be topped up	1 to 12	80°C / no overpressure	None to low levels	Ag/AgCl with AgCl reservoir	1x ceramic
PHER	Industrial and public wastewater, cooling towers	Dirt-repellent PTFE diaphragm	1 to 12	80°C / 6 bar	Low to medium levels	Ag/AgCl with AgCl reservoir	1x PTFE
PHER-DJ	Reverse osmosis (conductivity ≥ 10 µS/cm), acid and alkaline gas scrubbers (without fluoride, HF), general applications with chemical pollution that may attack the reference system	Dirt-repellent PTFE diaphragm and a double junction to protect the reference system	1 to 12	80°C / 6 bar	Low to medium levels	Ag/AgCl with AgCl reservoir	2xPTFE; double junction
PHEI	Industrial and public wastewater, cooling towers	Long service life thanks to large volume of reference electrolyte, double junction and large PTFE diaphragm, 3/4" NPT screw-in thread	1 to 12	80°C / 6 bar	Low to medium levels	Ag/AgCl with AgCl reservoir	1x PTFE; 1x ceramic; double junction
PHEX	Suspensions, sludge, emulsions	Open ring diaphragm	1 to 12	25°C / 16 bar and 100°C / 6 bar	Medium to high levels	Ag/AgCl with AgCl reservoir	Open ring diaphragm
PHEF	Media containing fluoride with low pH values, e.g. etching solutions containing fluoride in electroplating	Special pH glass with increased resistance to HF	0 to 12	50°C / 7 bar	Low to medium levels	Ag/AgCl	1x HDPE
PHEF-DJ	Media containing fluoride with low pH values, e.g. gas scrubbers where gases containing fluoride are scrubbed	Special pH glass with increased resistance to HF	1 to 12	60°C / 6 bar	Low to medium levels	Ag/AgCl with AgCl reservoir	2xPTFE; double junction
PHEP-H	Process water with high pH values (> pH 12)	Special pH glass with increased resistance to high pH values	3 to 14	80°C / 6 bar	None to low levels	Ag/AgCl with AgCl reservoir	1x ceramic

**Note:** All DULCOTEST pH and ORP sensors are made using lead-free glass (RoHS-compliant)



# 1.3 Sensors DULCOTEST for pH, ORP, Fluoride and Temperature

Selection guide for ORP sensors DULCOTEST

Sensor type	Typical applications	Remarks	Material of sensor pin	Max. temperature and max. pressure	Loading with particles/solid matter in the application	Reference	Diaphragm
RHES Pt	Drinking water, swimming pool water		Platinum (Pt)	60°C / 3 bar	None to low levels	Ag/AgCl	1x ceramic
RHES Au	Swimming pool water	ORP sensors with gold electrodes are not susceptible to hydrogen, which is produced through the generation of chlorine by open electrolysis systems. What's more, gold electrodes are well suited to ozone applications.	Gold (Au)	60°C / 3 bar			
RHEK Pt	Swimming pool water, aquariums	Plastic sensor shaft for greater safety during handling; e.g. end customers in the private swimming pool sector	Platinum (Pt)	60°C / 3 bar	None to low levels	Ag/AgCl	1x ceramic
RHEKL Pt	Swimming pool water, aquariums	Horizontal installation is possible thanks to two diaphragms	Platinum (Pt)	60°C / 3 bar	None to low levels	Ag/AgCl	2x ceramic
RHEP Pt	Drinking water, swimming pool water, process water		Platinum (Pt)	80°C / 6 bar	None to low levels	Ag/AgCl with AgCl reservoir	1x ceramic
RHEP Au	Drinking water, swimming pool water, process water	ORP sensors with gold electrodes are not susceptible to hydrogen, which is produced through the generation of chlorine by open electrolysis systems. What's more, gold electrodes are well suited to ozone applications	Gold (Au)	80°C / 6 bar	None to low levels	Ag/AgCl with AgCl reservoir	1x ceramic
RHEN Pt	Chemically contaminated water Low-conductivity water $\geq 50 \mu\text{S}/\text{cm}$	Reference electrolyte is introduced into the sensor using external bottles and can be topped up	Platinum (Pt)	80°C / no overpressure	None to low levels	Ag/AgCl with AgCl reservoir	1x ceramic
RHER Pt	Industrial and public wastewater, cooling towers	Dirt-repellent PTFE diaphragm	Platinum (Pt)	80°C / 6 bar	Low to medium levels	Ag/AgCl with AgCl reservoir	1x PTFE
RHER-DJ	Reverse osmosis (conductivity $\geq 10 \mu\text{S}/\text{cm}$ ) General applications with chemical pollution that may attack the reference system	Dirt-repellent PTFE diaphragm and a double junction to protect the reference system	Platinum (Pt)	80°C / 6 bar	Low to medium levels	Ag/AgCl with AgCl reservoir	2xPTFE; double junction
RHEIC	Industrial and public wastewater, cooling towers	Long service life thanks to large volume of reference electrolyte, double junction and large PTFE diaphragm 3/4" NPT screw-in thread	Platinum (Pt)	80°C / 6 bar	Low to medium levels	Ag/AgCl with AgCl reservoir	1x PTFE; 1x ceramic; double junction
RHEX	Suspensions, sludge, emulsions	Open ring diaphragm	Platinum (Pt)	25°C / 16 bar and 100°C / 6 bar	Medium to high levels	Ag/AgCl with AgCl reservoir	Open ring diaphragm

**Note:** All DULCOTEST pH and ORP sensors are made using lead-free glass (RoHS-compliant)

## 1.3 Sensors DULCOTEST for pH, ORP, Fluoride and Temperature

### 1.3.2 pH Sensors with SN6 or VARIO Pin Plug-In Head

pH sensors with plug-in head are connected to a shielded coaxial cable with the appropriate socket. The rotatable threaded sleeve on the sensor head prevents the cable from twisting when inserting and removing the sensor (e.g. when calibrating). The cable can therefore remain connected. This avoids the penetration of troublesome water onto the plug-in contacts.

1





# 1.3 Sensors DULCOTEST for pH, ORP, Fluoride and Temperature

## pH Sensor PHES 112 SE



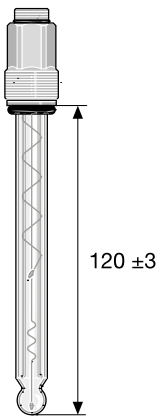
pH sensor optimised for use in potable water treatment, swimming pools/hot tubs at up to 60 °C/3 bar

### Your Benefits

- Electrochemical combination electrode: pH and reference electrode integrated
- Diaphragm and reference system optimised for use in swimming pools and for potable water
- Ceramic diaphragm with special material, optimised size and optimised pore diameter
- Long service life due to reduced diffusion ("bleeding") of the electrolyte
- Long service life due to the material, which is inert to aggressive disinfectants
- Stable reference system
- Twist protection for the sensor cable connected. This means that the cable can remain connected during installation and dismantling of the sensor, avoiding troublesome moisture on the connector contacts
- Lead-free glass for advanced and environmentally-friendly production, use and disposal (RoHS-compliant)

### Technical Data

<b>pH-range</b>	1...12
<b>Temperature</b>	0...60 °C
<b>Max. pressure</b>	3.0 bar
<b>Min. conductivity</b>	150 µS/cm
<b>Electrolyte</b>	Gel containing potassium chloride
<b>Diaphragm</b>	Ceramic
<b>Sensor shaft</b>	Glass
<b>Shaft diameter</b>	12 mm
<b>Installation length</b>	120 ±3 mm
<b>Fitting position</b>	Vertical up to +25°
<b>Thread</b>	PG 13.5
<b>Electrical Connection</b>	SN6 plug-in head, rotatable with a ProMinent cable
<b>Enclosure rating</b>	IP 65
<b>Process integration</b>	Bypass: open outlet or return of the sample water into the process line, inline: direct installation into the pipework; fixed or replaceable (replaceable fitting), tank, channel: Immersion in the immersion tube
<b>Controllers</b>	All DULCOMETER controllers
<b>Typical applications</b>	Swimming pools, whirlpools, potable water
<b>Resistance to</b>	Disinfectant
<b>Measuring principle, technology</b>	Direct potentiometric measurement, 2 electrodes, gel electrolyte, ceramic diaphragm, separate temperature measurement for temperature compensation needed



	Installation length	Order no.
PHES-112-SE SLg100	100 ±3 mm	1051745
PHES 112 SE	120 ±3 mm	150702
PHES-112-SE SLg225	225 ±3 mm	150092

# 1.3 Sensors DULCOTEST for pH, ORP, Fluoride and Temperature

## pH Sensor PHES 112 SE 3D



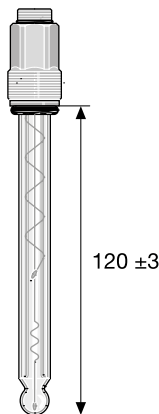
pH sensor optimised for use in potable water treatment, swimming pools/hot tubs and at low electrolytic conductivities of up to 60 °C/3 bar

### Your Benefits

- Electrochemical combination electrode: pH and reference electrode integrated
- Diaphragm and reference system optimised for use in swimming pools
- Ceramic diaphragm with special material, optimised size and optimised pore diameter
- Three ceramic diaphragms optimised for low electrolytic conductivities
- Long service life due to reduced diffusion ('bleeding') of the electrolyte
- Long service life due to the material, which is inert to aggressive disinfectants
- Stable reference system
- Twist protection for the sensor cable connected. This means that the cable can remain connected during installation and dismantling of the sensor, avoiding troublesome moisture on the connector contacts
- Lead-free glass for advanced and environmentally-friendly production, use and disposal (RoHS-compliant)

### Technical Data

<b>pH-range</b>	1...12
<b>Temperature</b>	0...60 °C
<b>Max. pressure</b>	3.0 bar
<b>Min. conductivity</b>	50 µS/cm
<b>Electrolyte</b>	Gel containing potassium chloride
<b>Diaphragm</b>	3 ceramic diaphragms
<b>Sensor shaft</b>	Glass
<b>Shaft diameter</b>	12 mm
<b>Installation length</b>	120 ±3 mm
<b>Fitting position</b>	Vertical up to +25°
<b>Thread</b>	PG 13.5
<b>Electrical Connection</b>	SN6 plug-in head, rotatable with a ProMinent cable
<b>Enclosure rating</b>	IP 65
<b>Process integration</b>	Bypass: open outlet or return of the sample water into the process line, inline: direct installation into the pipework; fixed or replaceable (replaceable fitting), tank, channel: Immersion in the immersion tube
<b>Controllers</b>	all DULCOMETER controllers
<b>Typical applications</b>	Low conductivity water.
<b>Resistance to</b>	Disinfectant
<b>Measuring principle, technology</b>	Direct potentiometric measurement, 2 electrodes, gel electrolyte, ceramic diaphragm, separate temperature measurement for temperature compensation needed



	Installation length	Order no.
PHES 112 SE 3D	120 ±3 mm	1045759



# 1.3 Sensors DULCOTEST for pH, ORP, Fluoride and Temperature

## pH Sensor PHEP 112 SE



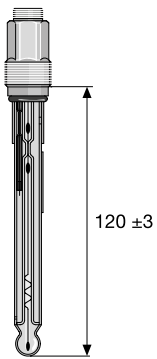
pH sensor optimised for use with clear process water and conditions of up to 80 °C/6 bar

### Your Benefits

- Electrochemical combination electrode: pH and reference electrode integrated
- Diaphragm and reference system optimised for exacting process requirements
- Ceramic diaphragm with special material, optimised size and optimised pore diameter
- Long service life due to reduced diffusion ("bleeding") of the electrolyte
- Long service life due to the material, which is inert to aggressive disinfectants
- Stable reference system for high pressure/temperature requirements
- Twist protection for the sensor cable connected. This means that the cable can remain connected during installation and dismantling of the sensor, avoiding troublesome moisture on the connector contacts
- Lead-free glass for advanced and environmentally-friendly production, use and disposal (RoHS-compliant)

### Technical Data

<b>pH-range</b>	1...12
<b>Temperature</b>	0...80 °C
<b>Max. pressure</b>	6.0 bar
<b>Min. conductivity</b>	150 µS/cm
<b>Electrolyte</b>	Gel containing potassium chloride
<b>Diaphragm</b>	Ceramic
<b>Sensor shaft</b>	Glass
<b>Shaft diameter</b>	15 mm
<b>Installation length</b>	120 ±3 mm
<b>Fitting position</b>	Vertical up to +25°
<b>Thread</b>	PG 13.5
<b>Electrical Connection</b>	SN6 plug-in head, rotatable with a ProMinent cable
<b>Enclosure rating</b>	IP 65
<b>Process integration</b>	Bypass: open outlet or return of the sample water into the process line, inline: direct installation into the pipework; fixed or replaceable (replaceable fitting), tank, channel: Immersion in the immersion tube
<b>Controllers</b>	All DULCOMETER controllers
<b>Typical applications</b>	Swimming pools during pressurisation for higher temperatures and pressures, potable and industrial water, electroplating, chemical industries.
<b>Resistance to</b>	Disinfectant
<b>Measuring principle, technology</b>	Direct potentiometric measurement, 2 electrodes, gel electrolyte, ceramic diaphragm, separate temperature measurement for temperature compensation needed



	Installation length	Order no.
PHEP 112 SE	120 ±3 mm	150041
PHEP 112 SE SLg100	100 ±3 mm	150951

# 1.3 Sensors DULCOTEST for pH, ORP, Fluoride and Temperature

## pH Sensor PHEP-H 314 SE



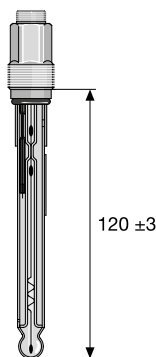
pH sensor optimised for use with clear process water, specifically for alkaline process solutions at high temperatures of up to 100 °C

### Your Benefits

- Electrochemical combination electrode: pH and reference electrode integrated
- Diaphragm and reference system optimised for exacting process requirements
- Optimised pH-sensitive glass for high alkali content and high temperatures
- Long service life / excellent precision: Measurement at a high pH value of up to 14
- Long service life: at high temperatures of up to 100 °C
- Stable reference system for high pressure/temperature requirements
- Twist protection for the sensor cable connected. This means that the cables can remain connected during installation and dismantling of the sensor, avoiding troublesome moisture on the connector contacts
- Lead-free glass for advanced and environmentally-friendly production, use and disposal (RoHS-compliant)

### Technical Data

<b>pH-range</b>	3...14
<b>Temperature</b>	0...100 °C
<b>Max. pressure</b>	6.0 bar (25 °C), 3.0 bar (100 °C)
<b>Min. conductivity</b>	150 µS/cm
<b>Electrolyte</b>	Gel containing potassium chloride with KCl reservoir
<b>Diaphragm</b>	Ceramic
<b>Sensor shaft</b>	Glass
<b>Shaft diameter</b>	15 mm
<b>Installation length</b>	120 ±3 mm
<b>Fitting position</b>	Vertical up to +25°
<b>Thread</b>	PG 13.5
<b>Electrical Connection</b>	SN6 plug-in head, rotatable with a ProMinent cable
<b>Enclosure rating</b>	IP 65
<b>Process integration</b>	Bypass: open outlet or return of the sample water into the process line, inline: direct installation into the pipework; fixed or replaceable (replaceable fitting), tank, channel: Immersion in the immersion tube
<b>Controllers</b>	All DULCOMETER controllers
<b>Typical applications</b>	Monitoring or control of chemical processes with neutral to highly-alkaline media and temperatures up to 100 °C.
<b>Resistance to</b>	Disinfectant, high alkalinity
<b>Measuring principle, technology</b>	Direct potentiometric measurement, 2 electrodes, highly alkaline tempered glass, ceramic diaphragm, gel electrolyte, separate temperature measurement for temperature compensation needed



**PHEP-H 314 SE**

**Order no.**  
1024882



# 1.3 Sensors DULCOTEST for pH, ORP, Fluoride and Temperature

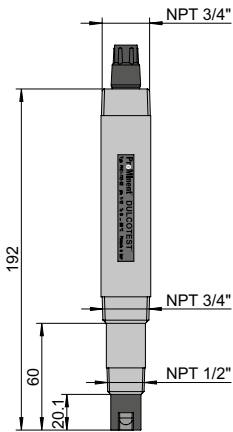
## pH Sensor PHEI 112 SE



Reliable online measurement of pH values in industrial wastewater/water - with DULCOTEST sensors

### Your Benefits

- Solid high-grade plastic housing with integrated process connection for direct installation in the process with 1/2" and 3/4" NPT thread
- Large dirt-repellent Teflon diaphragm protects against unwanted blocking of the reference
- Double junction reference system for stability with chemically polluted water
- Large electrolyte reservoir for long service lives



### Technical Data

<b>pH-range</b>	1...12
<b>Temperature</b>	0...80 °C
<b>Max. pressure</b>	6.0 bar
<b>Min. conductivity</b>	50 µS/cm
<b>Electrolyte</b>	Gel containing potassium chloride with a large KCl reservoir of gel
<b>Diaphragm</b>	1 x PTFE ring diaphragm and 1x ceramic diaphragm
<b>Sensor shaft</b>	Plastic
<b>Shaft diameter</b>	17 ±0.2 mm (below the 1/2" NPT thread), 22 ±0.2 mm (below the 3/4" thread)
<b>Installation length</b>	20 ±0.2 mm (from the lower end of the 1/2" thread), 60 ±0.2 mm (from the lower end of the 3/4" thread)
<b>Fitting position</b>	Vertical up to +25°
<b>Thread</b>	1/2" and 3/4" NPT thread
<b>Electrical Connection</b>	SN6 plug-in head, rotatable with a ProMinent cable
<b>Enclosure rating</b>	IP 65
<b>Process integration</b>	Bypass: open outlet or return of the sample water into the process line, inline: direct installation into the pipework; fixed or replaceable (replaceable fitting), tank, channel: Immersion in the immersion tube
<b>Controllers</b>	all DULCOMETER controllers
<b>Typical applications</b>	Municipal and industrial wastewater Cooling water, process water, water in the chemical industry and paper making, generally for water with a solid matter fraction.
<b>Resistance to Measuring principle, technology</b>	Disinfectant, solids content (turbid water), water-soluble chemicals direct potentiometric measurement, 2 probes, double junction, gel electrolyte, large Teflon diaphragm, separate temperature measurement for temperature compensation needed

	Order no.
PHEI 112 SE	1076610

### Accessories

	Order no.
Adapter for fitting DGMa, DLG III; M34 x 3/4" NPT PVDF-natural	1077156
Adapter for fitting BAMA; G1-3/4 NPT PVDF	1113353



# 1.3 Sensors DULCOTEST for pH, ORP, Fluoride and Temperature

## pH Sensor PHER 112 SE



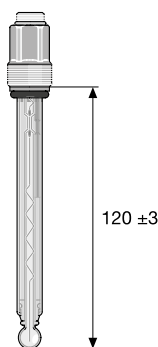
pH sensor optimised for use in contaminated water containing solids and for low conductivity of > 50 µS/cm at up to 80 °C/6 bar

### Your Benefits

- Electrochemical combination electrode: pH and reference electrode integrated
- The large dirt-repellent Teflon® diaphragm prevents the reference system from becoming blocked up
- Long service life when solids are present
- High-viscosity electrolyte combined with a salt reservoir prevents the electrolyte from 'bleeding'
- Long service life without drifts when there is clear water with low conductivity
- Twist protection for the sensor cable connected. This means that the cables can remain connected during installation and dismantling of the sensor, avoiding troublesome moisture on the connector contacts
- Lead-free glass for advanced and environmentally-friendly production, use and disposal (RoHS-compliant)

### Technical Data

<b>pH-range</b>	1...12
<b>Temperature</b>	0...80 °C
<b>Max. pressure</b>	6.0 bar
<b>Min. conductivity</b>	50 µS/cm
<b>Electrolyte</b>	Gel containing potassium chloride with KCl reservoir
<b>Diaphragm</b>	PTFE ring diaphragm
<b>Sensor shaft</b>	Glass
<b>Shaft diameter</b>	12 mm
<b>Installation length</b>	120 ±3 mm
<b>Fitting position</b>	Vertical up to +25°
<b>Thread</b>	PG 13.5
<b>Electrical Connection</b>	SN6 plug-in head, rotatable with a ProMinent cable
<b>Enclosure rating</b>	IP 65
<b>Process integration</b>	Bypass: open outlet or return of the sample water into the process line, inline: direct installation into the pipework; fixed or replaceable (replaceable fitting), tank, channel: Immersion in the immersion tube
<b>Controllers</b>	All DULCOMETER controllers
<b>Typical applications</b>	Municipal and industrial wastewater, cooling water, process water, water in the chemical industry and paper making, generally water with solid fractions.
<b>Resistance to</b>	Disinfectant, solids content (turbid types of water)
<b>Measuring principle, technology</b>	Direct potentiometric measurement, 2 electrodes, Teflon ring diaphragm, polymer electrolyte, separate temperature measurement for temperature compensation needed



	Order no.
PHER 112 SE	1001586





# 1.3 Sensors DULCOTEST for pH, ORP, Fluoride and Temperature

## PH sensor PHER-DJ 112 SE



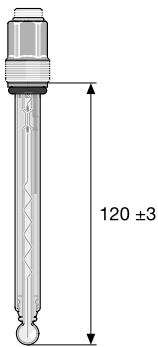
pH sensor with double diaphragm (double junction) optimised for use in contaminated water containing solids and for low conductivity of > 10 µS/cm at up to 80 °C/6 bar.

### Your Benefits

- Electrochemical combination electrode: pH and reference electrode integrated
- The large dirt-repellent Teflon® diaphragm prevents the reference system from becoming blocked up
- Long service life when solids are present
- High-viscosity electrolyte combined with a salt reservoir prevents the electrolyte from 'bleeding'
- Long service life without drifts when there is clear water with low conductivity
- Twist protection for the sensor cable connected. This means that the cables can remain connected during installation and dismantling of the sensor, avoiding troublesome moisture on the connector contacts
- Lead-free glass for advanced and environmentally-friendly production, use and disposal (RoHS-compliant)

### Technical Data

<b>pH-range</b>	1...12
<b>Temperature</b>	0...80 °C
<b>Max. pressure</b>	6.0 bar
<b>Min. conductivity</b>	10 µS/cm
<b>Electrolyte</b>	Gel containing potassium chloride with KCl reservoir
<b>Diaphragm</b>	2x PTFE ring diaphragm
<b>Sensor shaft</b>	Glass
<b>Shaft diameter</b>	12 mm
<b>Installation length</b>	120 ±3 mm
<b>Fitting position</b>	Vertical up to +25°
<b>Thread</b>	PG 13.5
<b>Electrical Connection</b>	SN6 plug-in head, rotatable with a ProMinent cable
<b>Enclosure rating</b>	IP 65
<b>Process integration</b>	Bypass: open outlet or return of the sample water into the process line, inline: direct installation into the pipework; fixed or replaceable (replaceable fitting), tank, channel: Immersion in the immersion tube
<b>Controllers</b>	All DULCOMETER controllers
<b>Typical applications</b>	Municipal and industrial wastewater, cooling water, process water, water in the chemical industry and paper making, generally water with solid fractions.
<b>Resistance to</b>	Disinfectant, solids content (turbid types of water)
<b>Measuring principle, technology</b>	Direct potentiometric measurement, 2 electrodes, Teflon ring diaphragm, polymer electrolyte, separate temperature measurement for temperature compensation needed



	Installation length	Order no.
PHER-DJ 112 SE	120 ±3 mm	1108991

# 1.3 Sensors DULCOTEST for pH, ORP, Fluoride and Temperature

## pH Sensor PHEX 112 SE



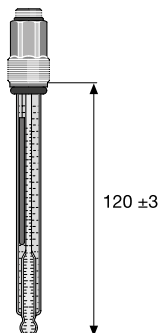
pH sensor optimised for use with contaminated water with a high solids content at 6 bar/100 °C or 16 bar/25 °C

### Your Benefits

- Electrochemical combination electrode: pH and reference electrode integrated
- Diaphragm and reference system optimised for extremely high solids content
- The solid electrolyte makes the diaphragm redundant and prevents the reference system from becoming blocked up
- Long service life when sludge is present due to lack of a diaphragm
- Long service life as the solid electrolyte prevents the electrolyte from 'bleeding'
- Stable reference system
- Twist protection for the sensor cable connected. This means that the cable can remain connected during installation and dismantling of the sensor, avoiding troublesome moisture on the connector contacts
- Lead-free glass for advanced and environmentally-friendly production, use and disposal (RoHS-compliant)

### Technical Data

<b>pH-range</b>	1...12
<b>Temperature</b>	0...100 °C
<b>Max. pressure</b>	16.0 bar (25 °C), 6.0 bar (100 °C)
<b>Min. conductivity</b>	500 µS/cm
<b>Electrolyte</b>	Polymer containing potassium chloride (solid)
<b>Diaphragm</b>	Circular gap diaphragm (solid electrolyte)
<b>Sensor shaft</b>	Glass
<b>Shaft diameter</b>	12 mm
<b>Installation length</b>	120 ±3 mm
<b>Fitting position</b>	Vertical up to +25°
<b>Thread</b>	PG 13.5
<b>Electrical Connection</b>	SN6 plug-in head, rotatable with a ProMinent cable
<b>Enclosure rating</b>	IP 65
<b>Process integration</b>	Bypass: open outlet or return of the sample water into the process line, inline: direct installation into the pipework; fixed or replaceable (replaceable fitting), tank, channel: Immersion in the immersion tube
<b>Controllers</b>	all DULCOMETER controllers
<b>Typical applications</b>	Wastewater, industrial water, process chemistry, emulsions, suspensions, protein-containing media, in general for water with a high solid fraction, not suitable for use in clear water. not suitable for media with oxidation agents.
<b>Resistance to</b>	Solids content (turbid types of water), sludge, emulsions
<b>Measuring principle, technology</b>	Direct potentiometric measurement, 2 electrodes, no diaphragm, polymer electrolyte, separate temperature measurement for temperature compensation needed



	Installation length	Order no.
PHEX 112 SE	120 ±3 mm	305096
PHEX 112 SE SLg225	225 ±3 mm	150061

From stock Heidelberg



# 1.3 Sensors DULCOTEST for pH, ORP, Fluoride and Temperature

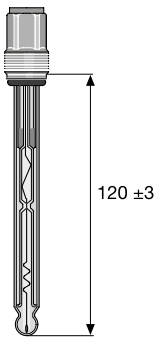
## pH Sensor PHED 112 SE



pH sensor optimised for use with chemically contaminated but clear water at up to 80 °C/8 bar

### Your Benefits

- Electrochemical combination electrode: pH and reference electrode integrated
- Diaphragm and reference system optimised for use in chemically contaminated but clear water
- Double junction: two coupled ceramic diaphragms protect the reference system
- Long service life when chemical pollutants are present
- Special construction permits a maximum pressure of 8 bar
- Twist protection for the sensor cable connected. This means that the cables can remain connected during installation and dismantling of the sensor, avoiding troublesome moisture on the connector contacts
- Lead-free glass for advanced and environmentally-friendly production, use and disposal (RoHS-compliant)



### Technical Data

<b>pH-range</b>	1...12
<b>Temperature</b>	0...80 °C
<b>Max. pressure</b>	8.0 bar
<b>Min. conductivity</b>	150 µS/cm
<b>Electrolyte</b>	Gel containing potassium chloride
<b>Diaphragm</b>	Double junction
<b>Sensor shaft</b>	Glass
<b>Shaft diameter</b>	12 mm
<b>Installation length</b>	120 ±3 mm
<b>Fitting position</b>	Vertical up to +25°
<b>Thread</b>	PG 13.5
<b>Electrical Connection</b>	SN6 plug-in head, rotatable with a ProMinent cable
<b>Enclosure rating</b>	IP 65
<b>Process integration</b>	Bypass: open outlet or return of the sample water into the process line, inline: direct installation into the pipework; fixed or replaceable (replaceable fitting), tank, channel: Immersion in the immersion tube
<b>Controllers</b>	all DULCOMETER controllers
<b>Typical applications</b>	Chemically loaded wastewater, industrial water, cooling water.
<b>Resistance to</b>	Disinfectants, water-soluble chemicals
<b>Measuring principle, technology</b>	Direct potentiometric measurement, 2 electrodes, double junction, gel electrolyte, separate temperature measurement for temperature compensation needed

<b>Order no.</b>
PHED 112 SE <span style="float: right;">741036</span>

# 1.3 Sensors DULCOTEST for pH, ORP, Fluoride and Temperature

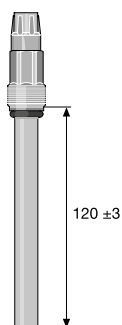
## pH Sensor PHEF 012 SE



pH sensor optimised for use with acidic water containing fluoride and abrasive water containing solids at up to 50 °C/7 bar

### Your Benefits

- Electrochemical combination electrode: pH and reference electrode integrated
- Optimised pH glass for use in the presence of glass-corroding hydrofluoric acid (HF). HF is formed primarily in the presence of fluoride (F<sup>-</sup>) at a pH of < 4. Glass corrosion is promoted by a constant concentration of fluoride, a falling pH value and a rising temperature. The glass composition and structure of the PHEF type reduce the release of SiF<sub>4</sub>. Extended service life in the presence of fluoride (F<sup>-</sup>) at a pH of < 7
- The flat shape of the glass diaphragm and large ring diaphragm facilitate use in contaminated water, which also contains abrasive solids



### Technical Data

<b>pH-range</b>	0...12
<b>Temperature</b>	0...50 °C
<b>Max. pressure</b>	7.0 bar
<b>Min. conductivity</b>	150 µS/cm
<b>Electrolyte</b>	Gel containing potassium chloride
<b>Diaphragm</b>	HDPE ring diaphragm, flat (Double Junction)
<b>Sensor shaft</b>	Epoxy
<b>Shaft diameter</b>	12 mm
<b>Installation length</b>	120 ±3 mm
<b>Fitting position</b>	Vertical up to +25°
<b>Thread</b>	PG 13.5
<b>Electrical Connection</b>	SN6 plug-in head
<b>Enclosure rating</b>	IP 65
<b>Process integration</b>	Bypass: open outlet or return of the sample water into the process line, inline: direct installation into the pipework; fixed or replaceable (replaceable fitting), tank, channel: Immersion in the immersion tube
<b>Controllers</b>	all DULCOMETER controllers
<b>Typical applications</b>	A significantly longer service life can be achieved compared with standard pH sensors in media containing hydrofluoric acid, e.g. wastewater from the semiconductor industry or electroplating applications and air scrubbers.
<b>Resistance to</b>	Disinfectant, solids content (turbid types of water), hydrofluoric acid (HF), abrasive particles
<b>Measuring principle, technology</b>	Direct potentiometric measurement, 2 electrodes, PE ring diaphragm, HF-compatible flat glass diaphragm, gel electrolyte, separate temperature measurement for temperature compensation needed

	Order no.
PHEF 012 SE	1010511





# 1.3 Sensors DULCOTEST for pH, ORP, Fluoride and Temperature

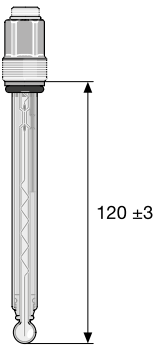
## pH sensor PHEF-DJ 112 SE



pH sensor with double diaphragm (double junction) optimised for acid water containing fluoride at up to 60 °C/8 bar

### Your Benefits

- Electrochemical combination probe: pH and reference electrode integrated
- Precise and reliable pH measurement in water containing fluoride with low pH enables efficient processes and excellent process reliability
- A special pH glass and dirt-repellent double junction can extend the service life of the sensor and thereby minimise downtimes as well as maintenance requirements
- The combination of hydrofluoric acid-resistant glass and PTFE double junction makes the sensor suited to gas scrubbing applications where fluoride and dirt may be encountered at the same time
- Twist protection for the sensor cable connection ensures that the cable can remain connected during installation and removal of the sensor, reducing moisture on the plug-in contacts



### Technical Data

<b>pH-range</b>	1...12
<b>Temperature</b>	0...60 °C
<b>Max. pressure</b>	6.0 bar
<b>Min. conductivity</b>	10 µS/cm
<b>Electrolyte</b>	Gel containing potassium chloride with KCl reservoir
<b>Diaphragm</b>	2 x PTFE ring diaphragm, double junction
<b>Sensor shaft</b>	Glass
<b>Shaft diameter</b>	12 mm
<b>Installation length</b>	120 ±3 mm
<b>Fitting position</b>	Vertical up to +25°
<b>Thread</b>	PG 13.5
<b>Electrical Connection</b>	SN6 plug-in head, rotatable with a ProMinent cable
<b>Enclosure rating</b>	IP 65
<b>Process integration</b>	Bypass: open outlet or return of the sample water into the process line, inline: direct installation into the pipework; fixed or replaceable (replaceable fitting), tank, channel: Immersion in the immersion tube
<b>Controllers</b>	all DULCOMETER controllers
<b>Typical applications</b>	A significantly longer service life can be achieved compared with standard pH sensors in media containing hydrofluoric acid, e.g. wastewater from the semiconductor industry or electroplating applications and air scrubbers. Low conductivity water.
<b>Resistance to</b>	Disinfectant, dirt
<b>Measuring principle, technology</b>	Direct potentiometric measurement, 2 electrodes, gel electrolyte, PTFE diaphragm, separate temperature measurement needed for temperature compensation

<b>PHEF-DJ 112 SE</b>	<b>Order no.</b> 1114185
-----------------------	-----------------------------

# 1.3 Sensors DULCOTEST for pH, ORP, Fluoride and Temperature

## pH Sensor PHEN 112 SE



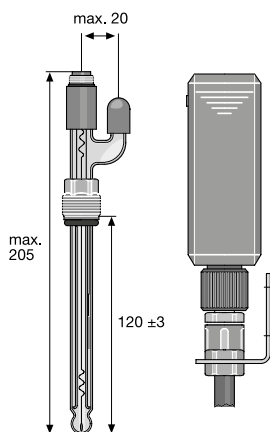
Refillable pH sensor optimised for use with chemically contaminated water at up to 80 °C/without excess pressure

### Your Benefits

- Electrochemical combination electrode: pH and reference electrode integrated
- Renewable liquid electrolyte by continuous replenishment from an electrolyte bottle installed above the electrode
- 1 ceramic diaphragm made of special material and with an optimised size / with optimised pore diameter
- Twist protection for the sensor cable connected. This means that the cables can remain connected during installation and dismantling of the sensor, avoiding troublesome moisture on the connector contacts
- Long service life in the presence of chemicals dissolved in the water, which could contaminate the reference system
- Lead-free glass for advanced and environmentally-friendly production, use and disposal (RoHS-compliant)

### Technical Data

<b>pH-range</b>	1...12
<b>Temperature</b>	0...80 °C
<b>Max. pressure</b>	Operation at atmospheric pressure
<b>Min. conductivity</b>	150 µS/cm
<b>Electrolyte</b>	KCL electrolyte, refillable
<b>Diaphragm</b>	Ceramic
<b>Sensor shaft</b>	Glass
<b>Shaft diameter</b>	12 mm
<b>Installation length</b>	120 ±3 mm
<b>Fitting position</b>	Vertical up to +25°
<b>Thread</b>	PG 13.5
<b>Electrical Connection</b>	SN6 plug-in head, rotatable with a ProMinent cable
<b>Enclosure rating</b>	IP 65
<b>Process integration</b>	Bypass: open outlet or return of the sample water into the process line, inline: direct installation into the pipework; fixed or replaceable (replaceable fitting), tank, channel: Immersion in the immersion tube
<b>Controllers</b>	all DULCOMETER controllers
<b>Typical applications</b>	Wastewater, cooling water, chemically contaminated water.
<b>Resistance to</b>	Disinfectant, only for clear types of water
<b>Measuring principle, technology</b>	Direct potentiometric measurement, 2 electrodes, liquid electrolyte, 1 ceramic diaphragm, separate temperature measurement for temperature compensation needed



	Order no.
PHEN 112 SE	305090

Delivered without PE storage tank and hose

### Accessories

	Order no.
PE storage tank with connectors and tube	305058

For the PE storage tank, we recommend fitting approx. 0.5 - 1 m above the level of the measurement medium.

	Capacity	Order no.
KCl solution, 3 molar	250 ml	791440
KCl solution, 3 molar	1,000 ml	791441







# 1.3 Sensors DULCOTEST for pH, ORP, Fluoride and Temperature

## pH Sensor PHEN 112 SE 3D



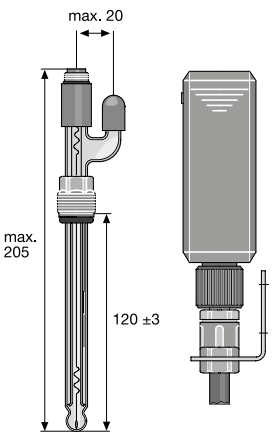
Refillable pH sensor optimised for use in contaminated water containing solids and water with a low conductivity of > 50 µS/cm at up to 80 °C/without overpressure

### Your Benefits

- Electrochemical combination electrode: pH and reference electrode integrated
- Renewable liquid electrolyte through continuous replenishment from an electrolyte bottle installed above the electrode
- 3 ceramic diaphragms made of special material, with optimised size and optimised pore diameter
- Twist protection for the sensor cable connected. This means that the cable can remain connected during installation and dismantling of the sensor, avoiding troublesome moisture on the connector contacts
- Long service life in water with low conductivity of > 50 µS/cm and where solids are present
- Lead-free glass for advanced and environmentally-friendly production, use and disposal (RoHS-compliant)

### Technical Data

<b>pH-range</b>	1...12
<b>Temperature</b>	0...80 °C
<b>Max. pressure</b>	Operation at atmospheric pressure
<b>Min. conductivity</b>	50 µS/cm
<b>Electrolyte</b>	KCL electrolyte, refillable
<b>Diaphragm</b>	3 ceramic diaphragms
<b>Sensor shaft</b>	Glass
<b>Shaft diameter</b>	12 mm
<b>Installation length</b>	120 ±3 mm
<b>Fitting position</b>	Vertical up to +25°
<b>Thread</b>	PG 13.5
<b>Electrical Connection</b>	SN6 plug-in head, rotatable with a ProMinent cable
<b>Enclosure rating</b>	IP 65
<b>Process integration</b>	Bypass: open outlet or return of the sample water into the process line, inline: direct installation into the pipework; fixed or replaceable (replaceable fitting), tank, channel: Immersion in the immersion tube
<b>Controllers</b>	All DULCOMETER controllers
<b>Typical applications</b>	Wastewater, water with low conductivity, e.g. from reverse osmosis.
<b>Resistance to</b>	Disinfectant, solids content (turbid types of water)
<b>Measuring principle, technology</b>	Direct potentiometric measurement, 2 electrodes, liquid electrolyte, 1 ceramic diaphragm, separate temperature measurement for temperature compensation needed



<b>Order no.</b>	
<b>PHEN 112 SE 3D</b>	150078

# 1.3 Sensors DULCOTEST for pH, ORP, Fluoride and Temperature

## pH Sensor PHEK 112 S



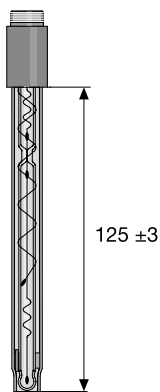
pH sensor for use with manual measuring instruments, with plastic shaft, optimised for use in potable water treatment, swimming pools/hot tubs at up to 80 °C/3 bar

### Your Benefits

- Electrochemical combination electrode: pH and reference electrode integrated
- Diaphragm and reference system optimised for use in swimming pools and for potable water
- Ceramic diaphragm with special material, optimised size and optimised pore diameter
- With plastic shaft to prevent glass breakage
- Mechanical protection of the glass diaphragm
- Long service life due to reduced diffusion ("bleeding") of the electrolyte
- Long service life due to the material, which is inert to aggressive disinfectants
- Stable reference system
- Lead-free glass for advanced and environmentally-friendly production, use and disposal (RoHS-compliant)

### Technical Data

<b>pH-range</b>	1...12
<b>Temperature</b>	0...60 °C
<b>Max. pressure</b>	3.0 bar
<b>Min. conductivity</b>	150 µS/cm
<b>Electrolyte</b>	Gel containing potassium chloride
<b>Diaphragm</b>	Ceramic
<b>Sensor shaft</b>	Polycarbonate
<b>Shaft diameter</b>	12 mm
<b>Installation length</b>	120 ±3 mm
<b>Fitting position</b>	Vertical up to +25°
<b>Thread</b>	none
<b>Electrical Connection</b>	SN6 plug-in head
<b>Enclosure rating</b>	IP 65
<b>Process integration</b>	Immersion by tripod or manually
<b>Controllers</b>	all DULCOMETER controllers
<b>Typical applications</b>	Hand-held measurement in swimming pools, potable water.
<b>Resistance to</b>	Disinfectant
<b>Measuring principle, technology</b>	Direct potentiometric measurement, 2 electrodes, gel electrolyte, ceramic diaphragm, separate temperature measurement for temperature compensation needed



### Order no.

PHEK 112 S

305051



# 1.3 Sensors DULCOTEST for pH, ORP, Fluoride and Temperature

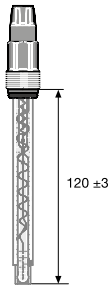
## pH Sensor PHEK 112 SE



pH sensor with plastic shaft, optimised for use in potable water treatment, swimming pools/hot tubs at up to 60 °C/3 bar

### Your Benefits

- Electrochemical combination electrode: pH and reference electrode integrated
- Diaphragm and reference system optimised for use in swimming pools and for potable water
- Ceramic diaphragm with special material, optimised size and optimised pore diameter
- With plastic shaft to prevent glass breakage
- Mechanical protection of the glass diaphragm
- Long service life due to reduced diffusion ("bleeding") of the electrolyte
- Long service life due to the material, which is inert to aggressive disinfectants
- Stable reference system
- Twist protection for the sensor cable connected. This means that the cable can remain connected during installation and dismantling of the sensor, avoiding troublesome moisture on the connector contacts
- Lead-free glass for advanced and environmentally-friendly production, use and disposal (RoHS-compliant)



### Technical Data

<b>pH-range</b>	1...12
<b>Temperature</b>	0...60 °C
<b>Max. pressure</b>	3.0 bar
<b>Min. conductivity</b>	150 µS/cm
<b>Electrolyte</b>	Gel containing potassium chloride
<b>Diaphragm</b>	Ceramic
<b>Sensor shaft</b>	Polycarbonate
<b>Shaft diameter</b>	12 mm
<b>Installation length</b>	120 ±3 mm
<b>Fitting position</b>	Vertical up to +25°
<b>Thread</b>	PG 13.5
<b>Electrical Connection</b>	SN6 plug-in head, rotatable with a ProMinent cable
<b>Enclosure rating</b>	IP 65
<b>Process integration</b>	Bypass: open outlet or return of the sample water into the process line, inline: direct installation into the pipework; fixed or replaceable (replaceable fitting), tank, channel: Immersion in the immersion tube
<b>Controllers</b>	all DULCOMETER controllers
<b>Typical applications</b>	Swimming pool, potable water, aquariums
<b>Resistance to</b>	Disinfectant
<b>Measuring principle, technology</b>	Direct potentiometric measurement, 2 electrodes, gel electrolyte, ceramic diaphragm, separate temperature measurement for temperature compensation needed

	Order no.
<b>PHEK 112 SE</b>	1028457

From stock Heidelberg



## 1.3 Sensors DULCOTEST for pH, ORP, Fluoride and Temperature

### pH Sensor PHEK-L 112 SE



pH sensor with plastic shaft, optimised for use in potable water treatment, swimming pools/hot tubs, horizontal installation possible, at up to 60 °C/3 bar

#### Your Benefits

- Electrochemical combination electrode: pH and reference electrode integrated
- With plastic shaft to prevent glass breakage
- Horizontal (level) installation possible (90° angle) (usually limited to 0 - 75° angle)
- Diaphragm and reference system optimised for use in swimming pools and for potable water
- Ceramic diaphragm with special material and optimised size / optimised pore diameter
- Long service life due to reduced diffusion ("bleeding") of the electrolyte
- Twist protection for the sensor cable connected. This means that the cable can remain connected during installation and dismantling of the sensor, avoiding troublesome moisture on the connector contacts
- Long service life due to the material, which is inert to aggressive disinfectants
- Stable reference system

#### Technical Data

<b>pH-range</b>	1...12
<b>Temperature</b>	0...60 °C
<b>Max. pressure</b>	3.0 bar
<b>Min. conductivity</b>	150 µS/cm
<b>Electrolyte</b>	Gel containing potassium chloride
<b>Diaphragm</b>	Ceramic
<b>Sensor shaft</b>	Polycarbonate
<b>Shaft diameter</b>	12 mm
<b>Installation length</b>	120 ±3 mm
<b>Fitting position</b>	Vertical to horizontal
<b>Thread</b>	PG 13.5
<b>Electrical Connection</b>	SN6 plug-in head, rotatable with a ProMinent cable
<b>Enclosure rating</b>	IP 65
<b>Process integration</b>	Bypass: open outlet or return of the sample water into the process line, inline: direct installation into the pipework; fixed or replaceable (replaceable fitting), tank, channel: Immersion in the immersion tube
<b>Controllers</b>	all DULCOMETER controllers
<b>Typical applications</b>	Swimming pools, potable water, aquaria. Horizontal installation possible.
<b>Resistance to</b>	Disinfectant
<b>Measuring principle, technology</b>	Direct potentiometric measurement, 2 electrodes, gel electrolyte, ceramic diaphragm, separate temperature measurement for temperature compensation needed

**PHEK-L 112 SE**

**Order no.**

1034918

# 1.3 Sensors DULCOTEST for pH, ORP, Fluoride and Temperature

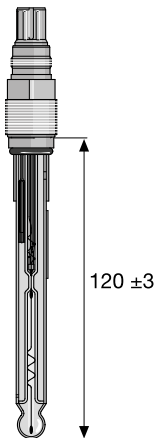
## pH Sensor PHEPT 112 VE



pH sensor with integral temperature measurement, optimised for use with clear process water and changing process temperature of up to 80 °C/6 bar

### Your Benefits

- Electrochemical combination electrode: pH and reference electrode integrated
- Diaphragm and reference system optimised for exacting process requirements
- Ceramic diaphragm with special material, optimised size and optimised pore diameter
- Long service life due to reduced diffusion ("bleeding") of the electrolyte
- Long service life due to the material, which is inert to aggressive chemicals
- Stable reference system for high pressure/temperature requirements
- Integrated Pt 100 temperature sensor for temperature compensation of the pH measurement in higher-order measuring instruments eliminates the need for an additional sensor housing and external temperature sensor
- VARIO Pin plug-in head with IP 67 specification
- Twist protection for the sensor cable connected. This means that the cable can remain connected during installation and dismantling of the sensor, avoiding troublesome moisture on the connector contacts
- Lead-free glass for advanced and environmentally-friendly production, use and disposal (RoHS-compliant)



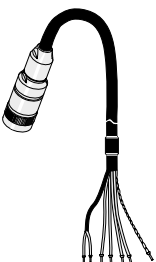
### Technical Data

<b>pH-range</b>	1...12
<b>Temperature</b>	0...80 °C
<b>Max. pressure</b>	6.0 bar
<b>Min. conductivity</b>	150 µS/cm
<b>Electrolyte</b>	Gel containing potassium chloride
<b>Diaphragm</b>	Ceramic
<b>Sensor shaft</b>	Glass
<b>Shaft diameter</b>	15 mm
<b>Installation length</b>	120 ±3 mm
<b>Fitting position</b>	Vertical up to +25°
<b>Thread</b>	PG 13.5
<b>Electrical Connection</b>	VARIO Pin plug-in head
<b>Enclosure rating</b>	IP 67
<b>Process integration</b>	Bypass: open outlet or return of the sample water into the process line, inline: direct installation into the pipework; fixed or replaceable (replaceable fitting), tank, channel: Immersion in the immersion tube
<b>Controllers</b>	All DULCOMETER controllers (with the exception of DCCa pH)
<b>Typical applications</b>	Swimming pools during pressurisation for higher temperatures and pressures, potable and industrial water, electroplating, chemical industry, processes with a temperature change.
<b>Resistance to</b>	Disinfectant
<b>Measuring principle, technology</b>	Direct potentiometric measurement, 2 electrodes, gel electrolyte, ceramic diaphragm, integrated temperature measurement for temperature compensation

	Order no.
PHEPT 112 VE	1004571

### Accessories: Measuring Line for Sensors with VARIO Pin Plug-in Head

Ready-made 6-wire measuring line with VARIO Pin plug for connection to sensor type PHEPT 112 VE.



	Length	Order no.
VARIO Pin signal lead VP 6-ST/ 2 m	2 m	1004694
VARIO Pin signal lead VP 6-ST/ 2 m	5 m	1004695
VARIO Pin signal lead VP 6-ST/ 2 m	10 m	1004696



# 1.3 Sensors DULCOTEST for pH, ORP, Fluoride and Temperature

## 1.3.3 pH Sensors with Fixed Cable

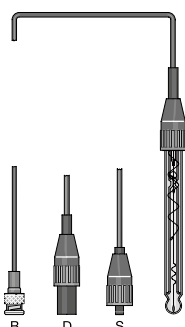
pH sensors with fixed cable contain a shielded coaxial cable, which is firmly connected to the sensor head. A rotatable threaded sleeve on the sensor head prevents the cable from twisting when inserting and removing the sensor.

The technical data corresponds to pH sensors with SN6 plug-in head (see page → 76)

### pH Sensor PHES 112 F



pH sensor for use with manual measuring instruments, optimised for use in potable water treatment, swimming pools/hot tubs at up to 60 °C/3 bar



#### Your Benefits

- Electrochemical combination electrode: pH and reference electrode integrated
- Diaphragm and reference system optimised for use in swimming pools and for potable water
- Ceramic diaphragm with special material, optimised size and optimised pore diameter
- Long service life due to reduced diffusion ('bleeding') of the electrolyte
- Long service life due to the material, which is inert to aggressive disinfectants
- Stable reference system
- Lead-free glass for advanced and environmentally-friendly production, use and disposal (RoHS-compliant)

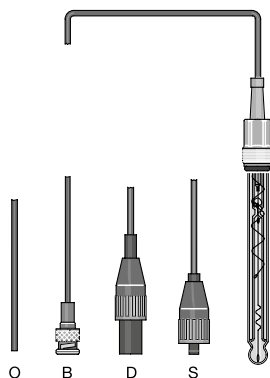
	Cable thick- ness mm	Lead length m	Device plug	Order no.
PHES 112 F 301 S	3	1	SN6	304976
PHES 112 F 301 B	3	1	BNC	304980
PHES 112 F 303 B	3	3	BNC	304981

Further types on request.

### pH Sensor PHES 112 FE



pH sensor optimised for use in potable water treatment, swimming pools/hot tubs at up to 60 °C/3 bar



#### Your Benefits

- Electrochemical combination electrode: pH and reference electrode integrated
- Diaphragm and reference system optimised for use in swimming pools and for drinking water
- Ceramic diaphragm with special material, optimised size and optimised pore diameter
- Long service life due to reduced diffusion ('bleeding') of the electrolyte
- Long service life due to the material, which is inert to aggressive disinfectants
- Stable reference system
- Rotatable threaded sleeve on the sensor head prevents the cable from twisting when inserting and removing the sensor
- Lead-free glass for advanced and environmentally-friendly production, use and disposal (RoHS-compliant)

	Cable thick- ness mm	Lead length m	Device plug	Order no.
PHES 112 FE 303 S	3	3	SN6	304984
PHES 112 FE 310 S	3	10	SN6	304985
PHES 112 FE 503 D	5	3	DIN	304986
PHES 112 FE 303 B	3	3	BNC	304988
PHES 112 FE 310 O	3	10	none	304990
PHES 112 FE 301 B	3	1	BNC	150079
PHES 112 FE 301 S	3	1	SN6	150926
PHES 112 FE 303 O	3	3	none	150101

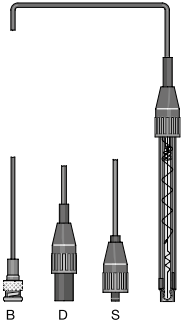
Further types on request.

# 1.3 Sensors DULCOTEST for pH, ORP, Fluoride and Temperature

## pH Sensor PHEK 112 F



pH sensor for use with manual measuring instruments, with plastic shaft, optimised for use in potable water treatment, swimming pools/hot tubs at up to 80 °C/3 bar



### Your Benefits

- Electrochemical combination electrode: pH and reference electrode integrated
- Diaphragm and reference system optimised for use in swimming pools and for potable water
- Ceramic diaphragm with special material, optimised size and optimised pore diameter
- With plastic shaft to prevent glass breakage
- Mechanical protection of the glass diaphragm
- Long service life due to reduced diffusion ("bleeding") of the electrolyte
- Long service life due to the material, which is inert to aggressive disinfectants
- Stable reference system
- Lead-free glass for advanced and environmentally-friendly production, use and disposal (RoHS-compliant)

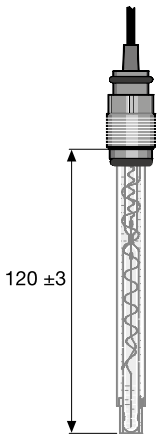
	Cable thickness mm	Lead length m	Device plug	Order no.
<b>PHEK 112 F 501 D</b>	5	1	DIN	304995
<b>PHEK 112 F 301 B</b>	3	1	BNC	304996

Further types on request.

## pH Sensor PHEK 112 FE



pH sensor with plastic shaft, optimised for use in potable water treatment, swimming pools/hot tubs at up to 60 °C/3 bar



### Your Benefits

- Electrochemical combination electrode: pH and reference electrode integrated
- Diaphragm and reference system optimised for use in swimming pools and for drinking water
- Ceramic diaphragm with special material, optimised size and optimised pore diameter
- With plastic shaft to prevent glass breakage
- Mechanical protection of the glass diaphragm
- Long service life due to reduced diffusion ("bleeding") of the electrolyte
- Long service life due to the material, which is inert to aggressive disinfectants
- Stable reference system
- Rotatable threaded sleeve on the sensor head prevents the cable from twisting when inserting and removing the sensor
- Lead-free glass for advanced and environmentally-friendly production, use and disposal (RoHS-compliant)

pH sensor with polycarbonate plastic shaft, glass diaphragm protection, with fixed coaxial cable and device plug, without screw-in thread.

	Cable thickness mm	Lead length m	Device plug	Order no.
<b>PHEK 112 FE 303 B</b>	3	3	BNC	1028458
<b>PHEK 112 FE 301 B</b>	3	1	BNC	150091

Further types on request.



# 1.3 Sensors DULCOTEST for pH, ORP, Fluoride and Temperature

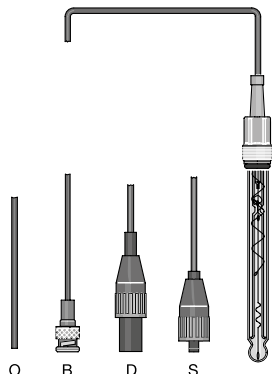
## pH Sensor PHEP 112 FE



pH sensor optimised for use with clear process water and conditions of up to 80 °C/6 bar

### Your Benefits

- Electrochemical combination electrode: pH and reference electrode integrated
- Diaphragm and reference system optimised for exacting process requirements
- Ceramic diaphragm with special material, optimised size and optimised pore diameter
- Long service life due to reduced diffusion ("bleeding") of the electrolyte
- Long service life due to the material, which is inert to aggressive disinfectants
- Stable reference system for high pressure/temperature requirements
- Rotating sensor head sleeve prevents the cable twisting when inserting and dismantling the sensor
- Lead-free glass for advanced and environmentally-friendly production, use and disposal (RoHS-compliant)



	Cable thickness mm	Lead length m	Device plug	Order no.
<b>PHEP 112 FE 303 S</b>	3	3	SN 6	150673
<b>PHEP 112 FE 305 O</b>	3	5	none	150689
<b>PHEP 112 FE 510 O</b>	5	10	none	150929
<b>PHEP 112 FE 301 B</b>	3	1	BNC	150557
<b>PHEP 112 FE 303 B</b>	3	3	BNC	150676

Further types on request.

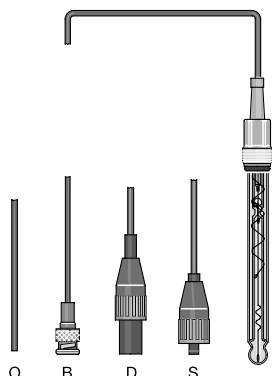
## pH Sensor PHER 112 FE



pH sensor optimised for use in contaminated water containing solids and for low conductivity of > 50 µS/cm at up to 80 °C/6 bar

### Your Benefits

- Electrochemical combination electrode: pH and reference electrode integrated
- The large dirt-repellent Teflon® diaphragm prevents the reference system from becoming blocked up
- Long service life when solids are present
- High-viscosity electrolyte combined with a salt reservoir prevents the electrolyte from 'bleeding'
- Long service life without drifts when there is clear water with low conductivity
- Rotating sensor head sleeve prevents the cable twisting when inserting and dismantling the sensor
- Lead-free glass for advanced and environmentally-friendly production, use and disposal (RoHS-compliant)



	Cable thickness mm	Lead length m	Device plug	Order no.
<b>PHER 112 FE 510 O</b>	5	10	none	150874
<b>PHER 112 FE 301 B</b>	3	1	BNC	150690
<b>PHER 112 FE 302 O</b>	3	2	none	150163
<b>PHER 112 FE 505 O</b>	5	5	none	150873
<b>PHER 112 FE 510 S IP68</b>	5	10	SN6	1112930
<b>PHER 112 FE 510 O IP68</b>	5	10	none	1112996
<b>PHER-DJ 112 FE 510 S IP68</b>	5	10	SN6 (S8)	1113190
<b>PHER-DJ 112 FE 510 O IP68</b>	5	10	none	1113189

Further types on request.



# 1.3 Sensors DULCOTEST for pH, ORP, Fluoride and Temperature

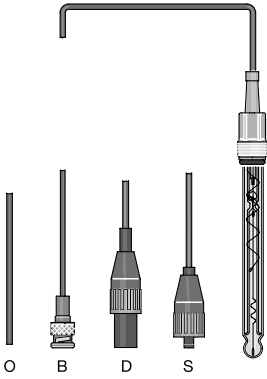
## pH sensor PHEF-DJ 112 FE



pH sensor optimised for acid water containing fluoride at up to 60 °C/8 bar

### Your Benefits

- Electrochemical combination electrode: pH and reference electrode integrated
- Precise and reliable pH measurement in water containing fluoride with low pH values
- Large dirt-repellent Teflon® diaphragms prevent the reference system from becoming blocked up
- High-viscosity electrolyte combined with a salt reservoir prevents the electrolyte from 'bleeding'
- Rotating sensor head sleeve prevents the cable twisting when inserting and dismantling the sensor
- Lead-free glass for advanced and environmentally-friendly production, use and disposal (RoHS-compliant)



	Cable thick- ness mm	Lead length m	Device plug	Order no.
PHEF-DJ 112 FE 505 O IP68	5	5	none	1121510
PHEF-DJ 112 FE 505 S IP68	5	5	SN 6	1121511
PHEF-DJ 112 FE 510 O IP68	5	10	none	1121512
PHEF-DJ 112 FE 510 S IP68	5	10	SN 6	1121479

Further types on request.

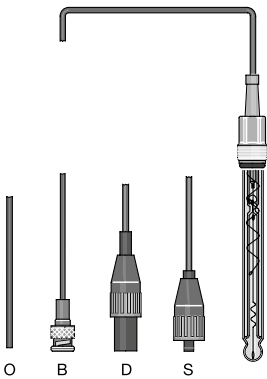
## pH Sensor PHEX 112 FE



pH sensor optimised for use with contaminated water with a high solids content at 6 bar/100 °C or 16 bar/25 °C

### Your Benefits

- Electrochemical combination electrode: pH and reference electrode integrated
- Diaphragm and reference system optimised for extremely high solids content
- The solid electrolyte makes the diaphragm redundant and prevents the reference system from becoming blocked up
- Long service life when sludge is present due to lack of a diaphragm
- Long service life as the solid electrolyte prevents the electrolyte from 'bleeding'
- Stable reference system
- Rotating sensor head sleeve prevents the cable twisting when inserting and dismantling the sensor
- Lead-free glass for advanced and environmentally-friendly production, use and disposal (RoHS-compliant)



	Cable thick- ness mm	Lead length m	Device plug	Order no.
PHEX 112 FE 510 S	5	10	SN 6	150025
PHEX 112 FE 510 O	5	10	none	150084
PHEX 112 FE 310 S	3	10	SN6	150023
PHEX 112 FE 510 O IP68	5	10	none	1112997
PHEX 112 FE 510 S IP68	5	10	SN6	1112998

Further types on request.



# 1.3 Sensors DULCOTEST for pH, ORP, Fluoride and Temperature

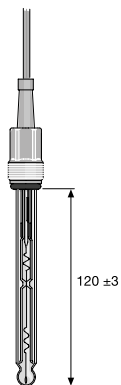
## pH Sensor PHED 112 FE



pH sensor optimised for use with chemically contaminated but clear water at up to 80 °C/8 bar

### Your Benefits

- Electrochemical combination electrode: pH and reference electrode integrated
- Diaphragm and reference system optimised for use in chemically contaminated but clear water
- Double junction: two coupled ceramic diaphragms protect the reference system
- Long service life when chemical pollutants are present
- Special construction permits a maximum pressure of 8 bar
- Rotating sensor head sleeve prevents the cable twisting when inserting and dismantling the sensor
- Lead-free glass for advanced and environmentally-friendly production, use and disposal (RoHS-compliant)



	Cable thick- ness mm	Lead length m	Device plug	Order no.
PHED 112 FE 303 B	3	3	BNC	741038
PHED 112 FE 301 B	3	1	BNC	741037
PHED 112 FE 302 O	3	2	none	1032717

Further types on request.

## pH sensor PHEI 112 FE



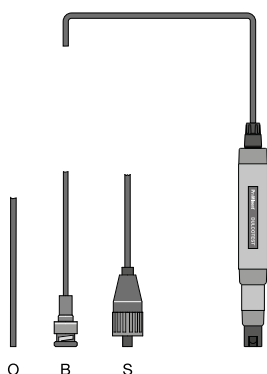
Reliable online measurement of pH values in industrial wastewater/water - with DULCOTEST sensors

### Your Benefits

- Solid high-grade plastic housing with integrated process connection for direct installation in the process with 1/2" and 3/4" NPT thread
- Large dirt-repellent Teflon diaphragm protects against unwanted blocking of the reference
- Double junction reference system for stability with chemically polluted water
- Large electrolyte reservoir for long service lives

### Important information:

PHEI fixed cable sensors have protection class IP68 on the fixed cable – sensor connection!



	Cable thick- ness mm	Lead length m	Device plug	Order no.
PHEI 112 FE 510 S	5	10	SN6	1094723
PHEI 112 FE 505 O	5	5	Open cable end	1094720
PHEI 112 FE 510 O	5	10	Open cable end	1094722



## 1.3 Sensors DULCOTEST for pH, ORP, Fluoride and Temperature

### 1.3.4 ORP Sensors with SN6 Plug-in Head

ORP sensors with SN6 plug-in head are connected to a shielded coaxial cable with the appropriate socket. The rotatable threaded sleeve on the sensor head prevents the cable from twisting when inserting and removing the sensor. The cable can therefore remain connected. This avoids moisture from contacting the plug-in contacts.

Selection guide for ORP sensors DULCOTEST, see page → 9

# 1.3 Sensors DULCOTEST for pH, ORP, Fluoride and Temperature

## ORP Sensor RHES-Pt-SE



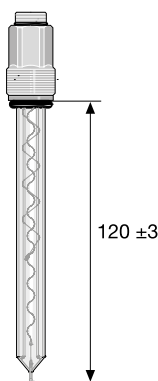
ORP sensor optimised for use in potable water treatment, swimming pools/hot tubs at up to 60 °C/3 bar

### Your Benefits

- Electrochemical combination electrode: ORP and reference electrode integrated
- Diaphragm and reference system optimised for use in swimming pools and for potable water
- Ceramic diaphragm with special material, optimised size and optimised pore diameter
- Long service life due to reduced diffusion ("bleeding") of the electrolyte
- Long service life due to the material, which is inert to aggressive disinfectants
- Stable reference system
- Rotating sensor head sleeve. This means that the cable can remain connected during installation and dismantling of the sensor, avoiding moisture on the plug-in contacts
- Lead-free glass for advanced and environmentally-friendly production, use and disposal (RoHS-compliant)

### Technical Data

<b>Temperature</b>	0...60 °C
<b>Max. pressure</b>	3.0 bar
<b>Min. conductivity</b>	150 µS/cm
<b>Electrolyte</b>	Gel containing potassium chloride
<b>ORP electrode</b>	Platinum
<b>Diaphragm</b>	Ceramic
<b>Sensor shaft</b>	Glass
<b>Shaft diameter</b>	12 mm
<b>Installation length</b>	120 ±3 mm
<b>Fitting position</b>	Vertical up to +25°
<b>Thread</b>	PG 13.5
<b>Electrical Connection</b>	SN6 plug-in head, rotatable with a ProMinent cable
<b>Enclosure rating</b>	IP 65
<b>Process integration</b>	Bypass: open outlet or return of the sample water into the process line, inline: direct installation into the pipework; fixed or replaceable (replaceable fitting), tank, channel: Immersion in the immersion tube
<b>Controllers</b>	all DULCOMETER controllers
<b>Typical applications</b>	Swimming pools, whirlpools, potable water
<b>Resistance to</b>	Disinfectant
<b>Measuring principle, technology</b>	Direct potentiometric measurement, 2 electrodes, gel electrolyte, ceramic diaphragm



	Installation length	Order no.
RHES-Pt-SE SLg100	100 ±3 mm	1051746
RHES-Pt-SE	120 ±3 mm	150703



# 1.3 Sensors DULCOTEST for pH, ORP, Fluoride and Temperature

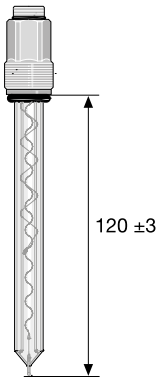
## ORP Sensor RHES-Au-SE



ORP sensor optimised for use in potable water treatment, swimming pools/hot tubs when electrolysis processes are used for disinfection and with ozone treatment at up to 60 °C/3 bar

### Your Benefits

- Electrochemical combination electrode: ORP and reference electrode integrated
- Gold electrode to prevent faults caused by products from those electrolysis processes where the electrodes are immersed directly into the sample water
- Diaphragm and reference system optimised for use in swimming pools and for potable water
- Ceramic diaphragm with special material, optimised size and optimised pore diameter
- Long service life due to reduced diffusion ("bleeding") of the electrolyte
- Long service life thanks to material, which is inert to aggressive disinfectants
- Stable reference system
- Rotating sensor head sleeve. This means that the cable can remain connected during installation and dismantling of the sensor, avoiding moisture on the plug-in contacts
- Lead-free glass for advanced and environmentally-friendly production, use and disposal (RoHS-compliant)



### Technical Data

<b>Temperature</b>	0...60 °C
<b>Max. pressure</b>	3.0 bar
<b>Min. conductivity</b>	150 µS/cm
<b>Electrolyte</b>	Gel containing potassium chloride
<b>ORP electrode</b>	Gold
<b>Diaphragm</b>	Ceramic
<b>Sensor shaft</b>	Glass
<b>Shaft diameter</b>	12 mm
<b>Installation length</b>	120 ±3 mm
<b>Fitting position</b>	Vertical up to +25°
<b>Thread</b>	PG 13.5
<b>Electrical Connection</b>	SN6 plug-in head, rotatable with a ProMinent cable
<b>Enclosure rating</b>	IP 65
<b>Process integration</b>	Bypass: open outlet or return of the sample water into the process line, inline: direct installation into the pipework; fixed or replaceable (replaceable fitting), tank, channel: Immersion in the immersion tube
<b>Controllers</b>	all DULCOMETER controllers
<b>Typical applications</b>	Swimming pools, whirlpools, potable water, with disinfectants from electrolysis processes (electrodes directly in the process water).
<b>Resistance to</b>	Disinfectant, by-products from electrolysis process and from ozone treatment process
<b>Measuring principle, technology</b>	Direct potentiometric measurement, 2 electrodes, gel electrolyte, ceramic diaphragm

	Installation length	Order no.
RHES-Au-SE	120 ±3 mm	1044544
RHES-AU-SE Slg 100	100 ±3 mm	1092570



# 1.3 Sensors DULCOTEST for pH, ORP, Fluoride and Temperature

## ORP Sensor RHEP-Pt-SE



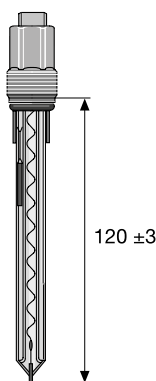
ORP sensor optimised for use with clear process water and conditions of up to 80 °C/6 bar

### Your Benefits

- Electrochemical combination electrode: ORP and reference electrode integrated
- Diaphragm and reference system optimised for exacting process requirements
- Ceramic diaphragm with special material, optimised size and optimised pore diameter
- Long service life due to reduced diffusion ("bleeding") of the electrolyte
- Long service life thanks to material, which is inert to aggressive chemicals
- Stable reference system for high pressure/temperature requirements
- Rotating sensor head sleeve. This means that the cable can remain connected during installation and dismantling of the sensor, avoiding moisture on the plug-in contacts
- Lead-free glass for advanced and environmentally-friendly production, use and disposal (RoHS-compliant)

### Technical Data

<b>Temperature</b>	0...80 °C
<b>Max. pressure</b>	6.0 bar
<b>Min. conductivity</b>	150 µS/cm
<b>Electrolyte</b>	Gel containing potassium chloride
<b>ORP electrode</b>	Platinum
<b>Diaphragm</b>	Ceramic
<b>Sensor shaft</b>	Glass
<b>Shaft diameter</b>	15 mm
<b>Installation length</b>	120 ±3 mm
<b>Fitting position</b>	Vertical up to +25°
<b>Thread</b>	PG 13.5
<b>Electrical Connection</b>	SN6 plug-in head, rotatable with a ProMinent cable
<b>Enclosure rating</b>	IP 65
<b>Process integration</b>	By-pass: open outlet or return of the sample water into the process line, inline: direct installation into the pipework; fixed or replaceable (replaceable fitting), tank, channel: Immersion in the immersion tube
<b>Controllers</b>	all DULCOMETER controllers
<b>Typical applications</b>	Swimming pools during pressurisation for higher temperatures and pressures, potable and industrial water, electroplating.
<b>Resistance to</b>	Disinfectant, not suitable for media containing ozone, cyanides, electrolysis processes (electrodes directly in the sample water)
<b>Measuring principle, technology</b>	Direct potentiometric measurement, 2 electrodes, gel electrolyte, ceramic diaphragm



	Installation length	Order no.
RHEP-Pt-SE	120 ±3 mm	150094
RHEP-PT -SE SLG100	100 ±3 mm	150952



# 1.3 Sensors DULCOTEST for pH, ORP, Fluoride and Temperature

## ORP Sensor RHEP-Au-SE



ORP sensor optimised for use with clear process water when electrolysis processes are used for disinfection and with ozone treatment and with cyanide detoxification at conditions of up to 80 °C/6 bar

### Your Benefits

- Electrochemical combination electrode: ORP and reference electrode integrated
- Gold electrode to prevent faults caused by products from those electrolysis processes where the electrodes are immersed directly into the sample water
- Diaphragm and reference system optimised for exacting process requirements
- Ceramic diaphragm with special material, optimised size and optimised pore diameter
- Long service life due to reduced diffusion ("bleeding") of the electrolyte
- Long service life due to the material, which is inert to aggressive chemicals
- Stable reference system for high pressure/temperature requirements
- Rotating sensor head sleeve. This means that the cable can remain connected during installation and dismantling of the sensor, avoiding moisture on the plug-in contacts
- Lead-free glass for advanced and environmentally-friendly production, use and disposal (RoHS-compliant)

### Technical Data

<b>Temperature</b>	0...80 °C
<b>Max. pressure</b>	6.0 bar
<b>Min. conductivity</b>	150 µS/cm
<b>Electrolyte</b>	Gel containing potassium chloride
<b>ORP electrode</b>	Gold
<b>Diaphragm</b>	Ceramic
<b>Sensor shaft</b>	Glass
<b>Shaft diameter</b>	15 mm
<b>Installation length</b>	120 ±3 mm
<b>Fitting position</b>	Vertical up to +25°
<b>Thread</b>	PG 13.5
<b>Electrical Connection</b>	SN6 plug-in head, rotatable with a ProMinent cable
<b>Enclosure rating</b>	IP 65
<b>Process integration</b>	Bypass: open outlet or return of the sample water into the process line, inline: direct installation into the pipework; fixed or replaceable (replaceable fitting), tank, channel: Immersion in the immersion tube
<b>Controllers</b>	all DULCOMETER controllers
<b>Typical applications</b>	Cyanide detoxification, ozone monitoring
<b>Resistance to</b>	Disinfectant, by-products from electrolysis process and from ozone treatment process, cyanides
<b>Measuring principle, technology</b>	Direct potentiometric measurement, 2 electrodes, gel electrolyte, ceramic diaphragm

	Installation length	Order no.
RHEP-Au-SE	120 ±3 mm	1003875



# 1.3 Sensors DULCOTEST for pH, ORP, Fluoride and Temperature

## ORP Sensor RHER-Pt-SE



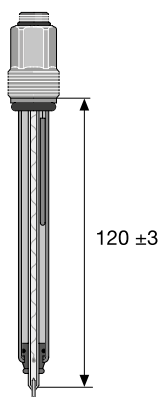
ORP sensor optimised for use in contaminated water containing solids and for low conductivity of > 50 µS/cm at up to 80 °C/6 bar

### Your Benefits

- Electrochemical combination electrode: ORP and reference electrode integrated
- The large dirt-repellent Teflon® diaphragm prevents the reference system from becoming blocked up
- Long service life when solids are present
- High-viscosity electrolyte combined with a salt reservoir prevents the electrolyte from 'bleeding'
- Long service life without drifts when there is clear water with low conductivity
- Rotating sensor head sleeve. This means that the cables can remain connected during installation and dismantling of the sensor, avoiding moisture on the plug-in contacts
- Lead-free glass for advanced and environmentally-friendly production, use and disposal (RoHS-compliant)

### Technical Data

<b>Temperature</b>	0...80 °C
<b>Max. pressure</b>	6.0 bar
<b>Min. conductivity</b>	50 µS/cm
<b>Electrolyte</b>	KCl containing polymer with KCl reservoir
<b>ORP electrode</b>	Platinum
<b>Diaphragm</b>	PTFE ring diaphragm
<b>Sensor shaft</b>	Glass
<b>Shaft diameter</b>	12 mm
<b>Installation length</b>	120 ±3 mm
<b>Fitting position</b>	Vertical up to +25°
<b>Thread</b>	PG 13.5
<b>Electrical Connection</b>	SN6 plug-in head/other versions on request
<b>Enclosure rating</b>	IP 65
<b>Process integration</b>	Bypass: open outlet or return of the sample water into the process line, inline: direct installation into the pipework; fixed or replaceable (replaceable fitting), tank, channel: Immersion in the immersion tube
<b>Controllers</b>	all DULCOMETER controllers
<b>Typical applications</b>	Municipal and industrial wastewater, cooling water, process water, chemical applications, paper manufacturing. In general for water with a noticeable solid fraction
<b>Resistance to</b>	Disinfectant, solids content (turbid types of water)
<b>Measuring principle, technology</b>	Direct potentiometric measurement, 2 electrodes, Teflon ring diaphragm, polymer electrolyte



	Installation length	Order no.
RHER-Pt-SE	120 ±3 mm	1002534







# 1.3 Sensors DULCOTEST for pH, ORP, Fluoride and Temperature

## ORP sensor RHER-DJ-Pt-SE

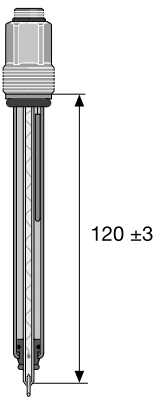
✓ ORP sensor optimised for use in contaminated water containing solids and for low conductivity of > 10 µS/cm at up to 80 °C/6 bar

### The benefits for you

- Electrochemical combination electrode: ORP and reference electrode integrated
- The large dirt-repellent Teflon® diaphragm prevents the reference system from becoming blocked up
- Long service life when solids are present
- High-viscosity electrolyte combined with a salt reservoir prevents the electrolyte from ‘bleeding’
- Long service life without drifts when there is clear water with low conductivity
- Rotating sensor head sleeve. This means that the cable can remain connected during installation and dismantling of the sensor, avoiding moisture on the plug-in contacts
- Lead-free glass for advanced and environmentally-friendly production, use and disposal (RoHS-compliant)

### Technical Data

<b>Temperature</b>	0...80 °C
<b>Max. pressure</b>	6.0 bar
<b>Min. conductivity</b>	10 µS/cm
<b>Electrolyte</b>	KCl containing polymer with KCl reservoir
<b>ORP electrode</b>	Platinum
<b>Diaphragm</b>	2 x PTFE ring diaphragm, double junction
<b>Sensor shaft</b>	Glass
<b>Shaft diameter</b>	12 mm
<b>Installation length</b>	120 ±3 mm
<b>Fitting position</b>	Vertical up to +25°
<b>Thread</b>	PG 13.5
<b>Electrical Connection</b>	SN6 plug-in head/other versions on request
<b>Enclosure rating</b>	IP 65
<b>Process integration</b>	Bypass: open outlet or return of the sample water into the process line, inline: direct installation into the pipework; fixed or replaceable (replaceable fitting), tank, channel: Immersion in the immersion tube
<b>Controllers</b>	all DULCOMETER controllers
<b>Typical applications</b>	Municipal and industrial wastewater, cooling water, process water, chemical applications, paper manufacturing. In general for water with a noticeable solid fraction
<b>Resistance to</b>	Disinfectant, solids content (turbid types of water)
<b>Measuring principle, technology</b>	Direct potentiometric measurement, 2 electrodes, Teflon ring diaphragm, polymer electrolyte



	Installation length	Order no.
RHER-DJ-Pt-SE	120 ±3 mm	1112882

# 1.3 Sensors DULCOTEST for pH, ORP, Fluoride and Temperature

## ORP Sensor RHEX-Pt-SE



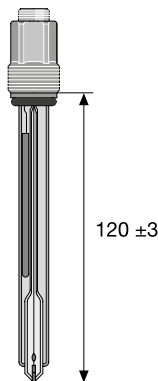
ORP sensor optimised for use with contaminated water with a high solids content at 6 bar/100 °C or 16 bar/25 °C

### Your Benefits

- Electrochemical combination electrode: ORP and reference electrode integrated
- Diaphragm and reference system optimised for extremely high solids content
- The solid electrolyte makes the diaphragm redundant and prevents the reference system from becoming blocked up
- Long service life when sludge is present due to lack of a diaphragm
- Long service life as the solid electrolyte prevents the electrolyte from 'bleeding'
- Stable reference system
- Rotating sensor head sleeve. This means that the cable can remain connected during installation and dismantling of the sensor, avoiding moisture on the plug-in contacts
- Lead-free glass for advanced and environmentally-friendly production, use and disposal (RoHS-compliant)

### Technical Data

<b>Temperature</b>	0...100 °C
<b>Max. pressure</b>	16.0 bar (25 °C), 6.0 bar (100 °C)
<b>Min. conductivity</b>	500 µS/cm
<b>Electrolyte</b>	Polymer containing potassium chloride (solid)
<b>ORP electrode</b>	Platinum
<b>Diaphragm</b>	Circular gap (solid electrolyte)
<b>Sensor shaft</b>	Glass
<b>Shaft diameter</b>	12 mm
<b>Installation length</b>	120 ±3 mm
<b>Fitting position</b>	Vertical up to +25°
<b>Thread</b>	PG 13.5
<b>Electrical Connection</b>	SN6 plug-in head/other versions on request
<b>Enclosure rating</b>	IP 65
<b>Process integration</b>	Bypass: open outlet or return of the sample water into the process line, inline: direct installation into the pipework; fixed or replaceable (replaceable fitting), tank, channel: Immersion in the immersion tube
<b>Controllers</b>	all DULCOMETER controllers
<b>Typical applications</b>	Wastewater, industrial water, process chemistry, emulsions, suspensions, protein-containing media. In general for water with a high solid fraction. Not suitable for clear media. Not suitable for media with oxidation agents.
<b>Resistance to</b>	Solids content (turbid types of water), sludge, emulsions
<b>Measuring principle, technology</b>	Direct potentiometric measurement, 2 electrodes, no diaphragm, polymer electrolyte



	Installation length	Order no.
RHEX-Pt-SE	120 ±3 mm	305097



# 1.3 Sensors DULCOTEST for pH, ORP, Fluoride and Temperature

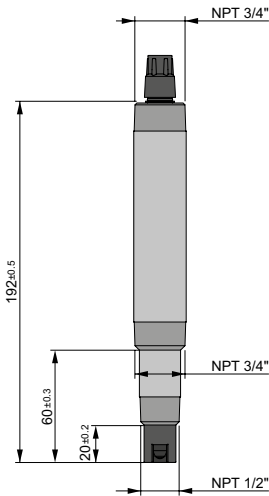
## ORP Sensor RHEIC-Pt-SE



ORP sensor optimised for use in industrial wastewater/water – with DULCOTEST sensors.

### Your Benefits

- Mechanically resistant platinum dome permits lengthy use even when exposed to abrasive particles
- Large dirt-repellent Teflon diaphragm protects against unwanted blockage of the reference
- Double junction reference system for stability with chemically polluted water
- Large electrolyte reservoir for long service lives
- Solid high-grade plastic housing with integrated process connection for direct installation in the process with 1/2" and 3/4" NPT thread



### Technical Data

<b>Temperature</b>	0...80 °C
<b>Max. pressure</b>	6.0 bar
<b>Min. conductivity</b>	50 µS/cm
<b>Electrolyte</b>	Gel containing potassium chloride with a large KCl reservoir of gel
<b>Diaphragm</b>	PTFE ring diaphragm
<b>Sensor shaft</b>	Plastic
<b>Shaft diameter</b>	17 ±0.2 mm (below the 1/2" NPT thread), 22 ±0.2 mm (below the 3/4" thread)
<b>Installation length</b>	20 ±0.2 mm (from the lower end of the 1/2" thread), 60 ±0.2 mm (from the lower end of the 3/4" thread)
<b>Fitting position</b>	Vertical up to +25°
<b>Thread</b>	1/2" and 3/4" NPT thread
<b>Electrical Connection</b>	SN6 plug-in head, rotatable with a ProMinent cable
<b>Enclosure rating</b>	IP 65
<b>Process integration</b>	Bypass: open outlet or return of the sample water into the process line, inline: direct installation into the pipework; fixed or replaceable (replaceable fitting), tank, channel: Immersion in the immersion tube
<b>Controllers</b>	all DULCOMETER controllers
<b>Typical applications</b>	Municipal and industrial wastewater Cooling water, process water, water in the chemical industry and paper making, generally for water with a solid matter fraction.
<b>Resistance to Measuring principle, technology</b>	Disinfectant, solids content (turbid water), water-soluble chemicals direct potentiometric measurement, 2 probes, double junction, gel electrolyte, large Teflon diaphragm, separate temperature measurement for temperature compensation needed

	Order no.
RHEIC-Pt-SE	1082281

### Accessories

	Order no.
Adapter M34/PG13.5	1077156



# 1.3 Sensors DULCOTEST for pH, ORP, Fluoride and Temperature

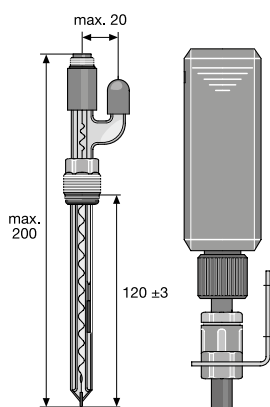
## ORP Sensor RHEN-Pt-SE



Refillable ORP sensor optimised for use with chemically contaminated water at up to 80 °C/without excess pressure

### Your Benefits

- Electrochemical combination electrode: ORP and reference electrode integrated
- Renewable liquid electrolyte by continuous replenishment from an electrolyte bottle installed above the electrode
- 1 ceramic diaphragm made of special material, with an optimised size and with optimised pore diameter
- Long service life in the presence of chemicals dissolved in the water, which could contaminate the reference system
- Lead-free glass for advanced and environmentally-friendly production, use and disposal (RoHS-compliant)



### Technical Data

<b>Temperature</b>	0...80 °C
<b>Max. pressure</b>	Operation at atmospheric pressure
<b>Min. conductivity</b>	150 µS/cm
<b>Electrolyte</b>	KCL electrolyte, refillable
<b>ORP electrode</b>	Platinum
<b>Diaphragm</b>	Ceramic
<b>Sensor shaft</b>	Glass
<b>Shaft diameter</b>	12 mm
<b>Installation length</b>	120 ±3 mm
<b>Fitting position</b>	Vertical up to +25°
<b>Thread</b>	PG 13.5
<b>Electrical Connection</b>	SN6 plug-in head/other versions on request
<b>Enclosure rating</b>	IP 65
<b>Process integration</b>	By tripod or manually
<b>Controllers</b>	all DULCOMETER controllers
<b>Typical applications</b>	Wastewater, cooling water, chemically contaminated water, only clear types of water.
<b>Resistance to</b>	Disinfectant, chemicals dissolved in water
<b>Measuring principle, technology</b>	Direct potentiometric measurement, 2 electrodes, liquid electrolyte, 1 ceramic diaphragm

	Installation length	Order no.
<b>RHEN-Pt-SE</b>	120 ±3 mm	305091

Delivered without PE storage tank and hose

### Accessories

	Capacity ml	Order no.
<b>PE storage tank with connectors and tube</b>	-	305058
<b>KCl solution, 3 molar</b>	250 ml	791440
<b>KCl solution, 3 molar</b>	1,000 ml	791441

For the PE storage tank, we recommend fitting approx. 0.5 - 1 m above the level of the measurement medium.



# 1.3 Sensors DULCOTEST for pH, ORP, Fluoride and Temperature

## ORP Sensor RHEK-Pt-S



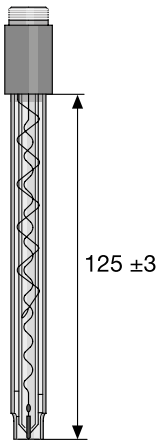
ORP sensor with plastic shaft for use with manual measuring instruments, optimised for use in potable water treatment, swimming pools/hot tubs at up to 60 °C/3 bar

### Your Benefits

- Electrochemical combination electrode: ORP and reference electrode integrated
- Diaphragm and reference system optimised for use in swimming pools and for potable water
- With plastic shaft to prevent glass breakage
- Mechanical protection of the glass diaphragm
- Ceramic diaphragm with special material, optimised size and optimised pore diameter
- Long service life due to reduced diffusion ("bleeding") of the electrolyte
- Long service life due to the material, which is inert to aggressive disinfectants
- Stable reference system
- Lead-free glass for advanced and environmentally-friendly production, use and disposal (RoHS-compliant)

### Technical Data

<b>Temperature</b>	0...60 °C
<b>Max. pressure</b>	Operation at atmospheric pressure
<b>Min. conductivity</b>	150 µS/cm
<b>Electrolyte</b>	Gel containing potassium chloride
<b>ORP electrode</b>	Platinum
<b>Diaphragm</b>	Ceramic
<b>Sensor shaft</b>	Polycarbonate
<b>Shaft diameter</b>	12 mm
<b>Installation length</b>	125 ±3 mm
<b>Fitting position</b>	Vertical up to +25°
<b>Thread</b>	none
<b>Electrical Connection</b>	SN6 plug-in head, rotatable with a ProMinent cable
<b>Enclosure rating</b>	IP 65
<b>Process integration</b>	By tripod or manually
<b>Controllers</b>	all DULCOMETER controllers
<b>Typical applications</b>	Manual measurement e.g. swimming pools, potable water, aquarium water
<b>Resistance to</b>	Disinfectant
<b>Measuring principle, technology</b>	Direct potentiometric measurement, 2 electrodes, gel electrolyte, ceramic diaphragm



	Installation length	Order no.
RHEK-Pt-S	125 ±3 mm	305052

# 1.3 Sensors DULCOTEST for pH, ORP, Fluoride and Temperature

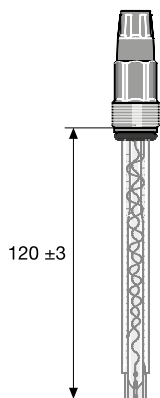
## ORP Sensor RHEK-Pt-SE



ORP sensor with plastic shaft, optimised for use in potable water treatment, swimming pools/hot tubs at up to 60 °C/3 bar

### Your Benefits

- Electrochemical combination electrode: ORP and reference electrode integrated
- Diaphragm and reference system optimised for use in swimming pools and for potable water
- With plastic shaft to prevent glass breakage
- Mechanical protection of the glass diaphragm
- Ceramic diaphragm with special material, optimised size and optimised pore diameter
- Long service life due to reduced diffusion ("bleeding") of the electrolyte
- Long service life due to the material, which is inert to aggressive disinfectants
- Stable reference system
- Rotating sensor head sleeve. This means that the cable can remain connected during installation and dismantling of the sensor, avoiding moisture on the plug-in contacts
- Lead-free glass for advanced and environmentally-friendly production, use and disposal (RoHS-compliant)



### Technical Data

<b>Temperature</b>	0...60 °C
<b>Max. pressure</b>	3.0 bar
<b>Min. conductivity</b>	150 µS/cm
<b>Electrolyte</b>	Gel containing potassium chloride
<b>ORP electrode</b>	Platinum
<b>Diaphragm</b>	Ceramic
<b>Sensor shaft</b>	Polycarbonate
<b>Shaft diameter</b>	12 mm
<b>Installation length</b>	120 ±3 mm
<b>Fitting position</b>	Vertical up to +25°
<b>Thread</b>	PG 13.5
<b>Electrical Connection</b>	SN6 plug-in head, rotatable with a ProMinent cable
<b>Enclosure rating</b>	IP 65
<b>Process integration</b>	Bypass: open outlet or return of the sample water into the process line, inline: direct installation into the pipework; fixed or replaceable (replaceable fitting), tank, channel: Immersion in the immersion tube
<b>Controllers</b>	all DULCOMETER controllers
<b>Typical applications</b>	Swimming pool, potable water, aquariums
<b>Resistance to</b>	Disinfectant
<b>Measuring principle, technology</b>	Direct potentiometric measurement, 2 electrodes, gel electrolyte, ceramic diaphragm

	Installation length	Order no.
RHEK-Pt-SE	120 ±3 mm	1028459





# 1.3 Sensors DULCOTEST for pH, ORP, Fluoride and Temperature

## ORP Sensor RHEK-L Pt-SE



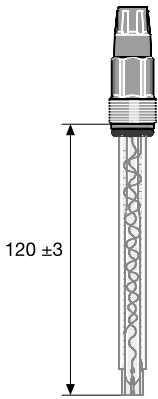
ORP sensor with plastic shaft, optimised for vertical to horizontal installation position for use in potable water treatment, swimming pools/hot tubs at up to 60 °C/3 bar

### Your Benefits

- Electrochemical combination electrode: ORP and reference electrode integrated
- With plastic shaft to prevent glass breakage
- Horizontal (level) installation possible (90° angle) (usually limited to 0 - 75° angle)
- Diaphragm and reference system optimised for use in swimming pools and for potable water
- Ceramic diaphragm with special material, optimised size and optimised pore diameter
- Long service life due to reduced diffusion ("bleeding") of the electrolyte
- Rotating sensor head sleeve. This means that the cable can remain connected during installation and dismantling of the sensor, avoiding moisture on the plug-in contacts
- Long service life due to the material, which is inert to aggressive disinfectants
- Stable reference system

### Technical Data

<b>Temperature</b>	0...60 °C
<b>Max. pressure</b>	3.0 bar
<b>Min. conductivity</b>	150 µS/cm
<b>Electrolyte</b>	Gel containing potassium chloride
<b>ORP electrode</b>	Platinum
<b>Diaphragm</b>	Ceramic
<b>Sensor shaft</b>	Polycarbonate
<b>Shaft diameter</b>	12 mm
<b>Installation length</b>	120 ±3 mm
<b>Fitting position</b>	Vertical to horizontal
<b>Thread</b>	PG 13.5
<b>Electrical Connection</b>	SN6 plug-in head, rotatable with a ProMinent cable
<b>Enclosure rating</b>	IP 65
<b>Process integration</b>	Bypass: open outlet or return of the sample water into the process line, inline: direct installation into the pipework; fixed or replaceable (replaceable fitting), tank, channel: Immersion in the immersion tube
<b>Controllers</b>	all DULCOMETER controllers
<b>Typical applications</b>	Swimming pools, potable water, aquariums, horizontal installation possible
<b>Resistance to</b>	Disinfectant
<b>Measuring principle, technology</b>	Direct potentiometric measurement, 2 electrodes, gel electrolyte, ceramic diaphragm



	Installation length	Order no.
RHEK-L Pt-SE	120 ±3 mm	1034919

# 1.3 Sensors DULCOTEST for pH, ORP, Fluoride and Temperature

## 1.3.5 ORP Sensors with Fixed Cable

ORP sensors with fixed cable contain a shielded coaxial cable, which is firmly connected to the sensor head. A rotatable threaded sleeve prevents the cable from twisting when inserting and removing the sensor.

The technical data for the sensors is similar to the respective sensor with plug-in head SN6

### ORP Sensor RHES-Pt-FE



ORP sensor optimised for use in potable water treatment, swimming pools/hot tubs at up to 60 °C/3 bar

#### Your Benefits

- Electrochemical combination electrode: ORP and reference electrode integrated
- Diaphragm and reference system optimised for use in swimming pools
- Ceramic diaphragm with special material, optimised size and optimised pore diameter
- Long service life due to reduced diffusion ('bleeding') of the electrolyte
- Long service life due to the material, which is inert to aggressive disinfectants
- Stable reference system
- Anti-twist mechanism on the fixed cable prevents the cable from twisting when inserting and removing the sensor
- Lead-free glass for advanced and environmentally-friendly production, use and disposal (RoHS-compliant)

	Cable thickness mm	Lead length m	Device plug	Order no.
RHES-Pt-FE 301 B	3	1	BNC	150758
RHES-Pt-FE 303 B	3	3	BNC	150038
RHES-Pt-FE 303 S	3	3	SN6	304949

Further types on request.

### ORP Sensor RHES-Pt-F



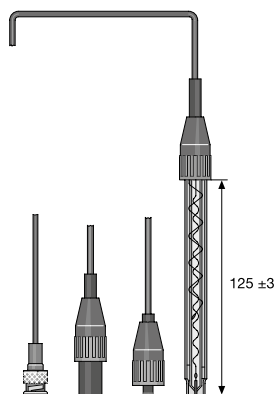
ORP sensor for use with manual measuring instruments, optimised for use in swimming pools / hot tubs at up to 60 °C / 3 bar. Without threaded sleeve on the sensor head

#### Your Benefits

- Electrochemical combination electrode: ORP and reference electrode integrated
- Diaphragm and reference system optimised for use in swimming pools
- Ceramic diaphragm with special material, optimised size and optimised pore diameter
- Long service life due to reduced diffusion ('bleeding') of the electrolyte
- Long service life due to the material, which is inert to aggressive disinfectants
- Stable reference system
- Lead-free glass for advanced and environmentally-friendly production, use and disposal (RoHS-compliant)

	Cable thickness mm	Lead length m	Device plug	Order no.
RHES-Pt-F 303 B	3	3	BNC	304983

Further types on request.







# 1.3 Sensors DULCOTEST for pH, ORP, Fluoride and Temperature

## ORP Sensor RHEK-Pt-F



ORP sensor with plastic shaft for use with manual measuring instruments, optimised for use in potable water treatment, swimming pools/hot tubs at up to 60 °C/3 bar

### Your Benefits

- Electrochemical combination electrode: ORP and reference electrode integrated
- Diaphragm and reference system optimised for use in swimming pools
- With plastic shaft to prevent glass breakage
- Mechanical protection of the glass diaphragm
- Ceramic diaphragm with special material, optimised size and optimised pore diameter
- Long service life due to reduced diffusion ("bleeding") of the electrolyte
- Long service life due to the material, which is inert to aggressive disinfectants
- Stable reference system
- Lead-free glass for advanced and environmentally-friendly production, use and disposal (RoHS-compliant)

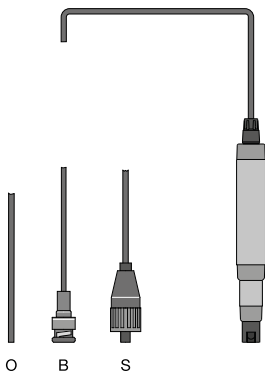
	Cable thickness mm	Lead length m	Device plug	Order no.
RHEK-Pt-F 301 B	3	1	BNC	150953
RHEK-Pt-F 301 S	3	1	SN 6	304997
RHEK-Pt-F 501 D	5	1	DIN	304998

Further types on request.

## ORP sensor RHEIC-Pt-FE

### Your Benefits

- Mechanically resistant platinum dome permits lasting use even when exposed to abrasive particles
- Large dirt-repellent Teflon diaphragm protects against unwanted blockage of the reference
- Double junction reference system for stability with chemically polluted water
- Large electrolyte reservoir for long service lives
- Solid high-grade plastic housing with integrated process connection for direct installation in the process with 1/2" and 3/4" NPT thread



	Cable thickness mm	Lead length m	Device plug	Order no.
RHEIC-PT-FE 510 S	5	10	SN6	1096793
RHEIC-PT-FE 505 O	5	5	Open cable end	1096775
RHEIC-PT-FE 510 O	5	10	Open cable end	1096784

Further types on request.

# 1.3 Sensors DULCOTEST for pH, ORP, Fluoride and Temperature

## 1.3.6 DULCOTEST Sensors for Fluoride

DULCOTEST fluoride sensors are ion-selective sensors, which function according to the potentiometric measuring principle and are suitable for determining the concentration of fluoride anions in aqueous solutions. The measuring point with the FPV1 type measuring transducer was optimised for use in monitoring the fluoridation of potable water in waterworks (measurement range up to 10 ppm). The measuring point with the measuring transducer FP 100 V1 with a measurement range up to 100 ppm is used for clear wastewater free of solid material.

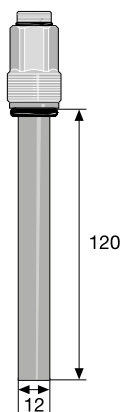
### Fluoride Sensor FLEP 010-SE / FLEP 0100-SE



Highly selective, online fluoride sensor, for the fluoridation of potable water and monitoring of industrial wastewater in the semiconductor industry and electroplating with a pH of up to 9.5

#### Your Benefits

- Highly selective measurement of fluoride by LaF<sub>3</sub> single crystal silicon
- Unique pH range of up to pH 9.5 by optimisation of the electrolyte
- Two measuring ranges available: 0.05 -10 ppm for potable water; 0.5 -100 ppm for wastewater. Higher measuring ranges on request



#### Technical Data

<b>Measured variable</b>	Fluoride ion concentration
<b>Reference method</b>	Photometrically
<b>Measuring range</b>	<b>With transmitter FPV1:</b> 0.05...10 mg/l <b>With transmitter FP100V1:</b> 0.5...100 mg/l
<b>pH-range</b>	5.5...9.5
<b>Temperature</b>	1...35 °C
<b>Max. pressure</b>	7.0 bar (no pressure surges)
<b>Min. conductivity</b>	100 µS/cm
<b>Shaft diameter</b>	12.0 mm
<b>Installation length</b>	120 mm
<b>Thread</b>	PG 13.5
<b>Electrical Connection</b>	SN6 plug-in head
<b>Enclosure rating</b>	IP 65
<b>Process integration</b>	Bypass: open outlet or return of the sample water into the process line, inline: direct installation into the pipework; fixed or replaceable (replaceable fitting), tank, channel: Immersion in the immersion tube
<b>Flow</b>	10...200 l/h
<b>Intake flow (recommended)</b>	20 l/h
<b>Response time T95 (open)</b>	30 s (for conc. > 0.5 ppm)
<b>Shelf life</b>	6 months
<b>Sensor fitting</b>	Bypass fitting DLG IV
<b>Controllers</b>	D1C, DAC, DULCOMARIN
<b>Typical applications</b>	Monitoring the fluoridation of potable water in waterworks, industrial wastewater in the semiconductor industry and electroplating.
<b>Resistance to</b>	Disinfectant, solids content (turbid types of water)
<b>Measuring principle, technology</b>	Direct potentiometric measurement, 2 electrodes, gel electrolyte, ceramic diaphragm, separate temperature measurement needed for temperature compensation. Low pH values of < 5 reduce the concentration of free fluoride ions by forming undissociated hydrofluoric acid (HF). High pH values > 9.5 influence the signal and the slope at concentrations in the lower ppm range. The calibration line flattens off there (gentler slope) and the fluoride sensor is outside its linear range.

<b>Order no.</b>
FLEP 010-SE / FLEP 0100-SE 1028279

**Notes:** A 4-20 mA transmitter, a reference electrode and sensor for temperature compensation are needed in addition to the fluoride electrode. Measuring ranges from 5 ... 1,000 mg/l and 50 ... 10,000 mg/l available on request.

# 1.3 Sensors DULCOTEST for pH, ORP, Fluoride and Temperature

## Accessories

	Order no.
Measuring transducer 4-20 mA FPV1	1028280
Measuring transducer 4-20 mA FP 100 V1	1031331
Two-wire measuring line 2 x 0.25 mm <sup>2</sup> Sold by the meter, 4 mm diameter	725122
Reference electrode REFP-SE	1018458
Reference electrode REFR-DJ-SE	1083790
Pt 100-SE temperature sensor	305063
Polishing paste	559810

## Panel-mounted fluoride measuring station

The panel-mounted measuring points that could previously be ordered with order numbers 1010602 (230 V) and 1010603 (115 V) can now be ordered as measuring points of the DULCOTROL DWCa product line.

Overview of DULCOTROL DWCa\_P Potable Water/ F&B, see page → 242

## DULCOTEST Temperature Sensors



Temperature measurement with DULCOTEST sensors: Can be used for direct temperature measurement or temperature compensation during measurement of pH, fluoride, conductivity, chlorine dioxide or hydrogen peroxide.

## Your Benefits

- Select Pt 100 or Pt 1000, depending on measuring range and accuracy required.
- Sturdy design with dimensions of a standard pH sensor; the sensor element is integrated in a chemically inert glass sleeve.
- Easily installed in a similar way to standard pH sensors with a PG 13.5 thread in existing fittings.
- Transmitter with display/operation and without display/operation for transmission/conversion of the primary signal into a 4-20 mA signal and for transmission to a central control unit (PLC).

## Technical Details

- Type Pt 100: for wide range measurements and with the controllers D1C, DAC and DULCOMARIN 3
- Type Pt 1000: for high resolution with transmitter DMT and controllers DAC and DULCOMARIN 3

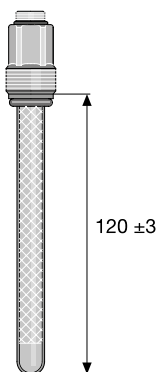
## Field of Application

- Temperature measurement is universally used either to directly measure the temperature or for temperature compensation.

## Technical Data

Temperature	0...100 °C
Max. pressure	10.0 bar
Thread	PG 13.5
Electrical Connection	SN6
Typical applications	Temperature measurement and pH temperature correction.

	Order no.
Pt 100-SE temperature sensor	305063
Pt 1000-SE temperature sensor	1002856



# 1.4 DULCOTEST Sensors for Conductivity

## 1.4.1 Conductivity Sensors

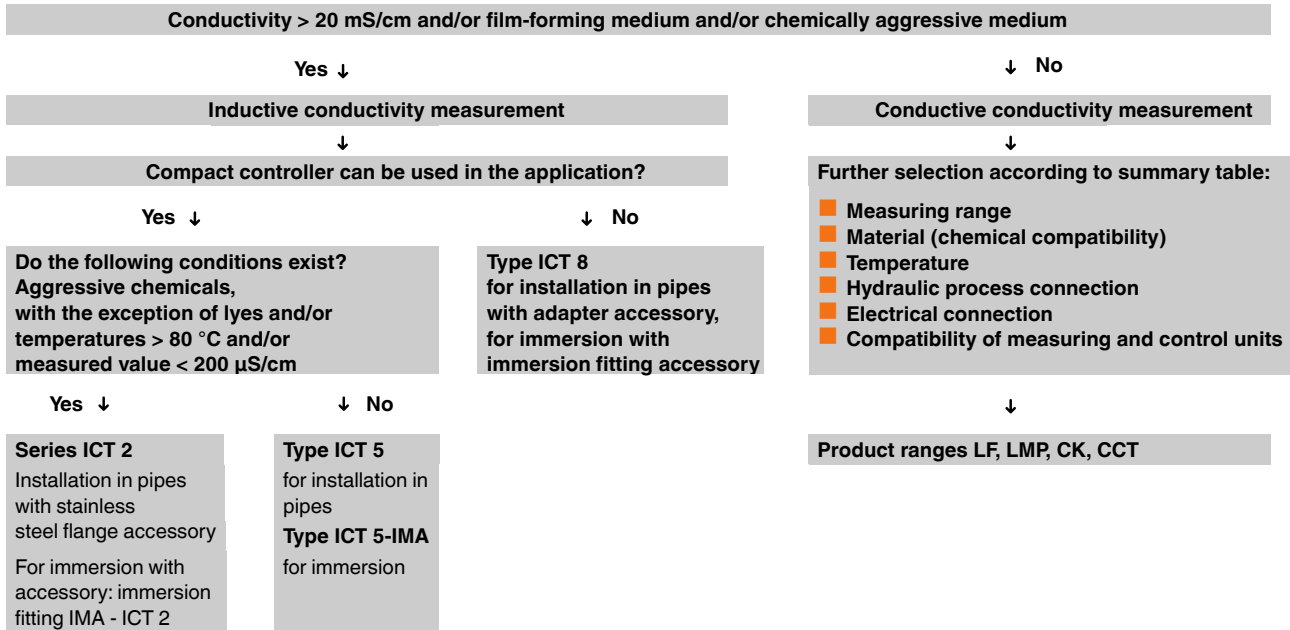
**The advantages at a glance:**

- Large range of sensor types tailored to meet different requirements offering excellent value for money.
- Precise and reliable online measurement enables efficient processes and outstanding process reliability.
- Long service lives and short maintenance intervals reduce downtime and increase availability of the measured information.
- Completely pre-assembled sets containing fittings and sensors for simple, fast and trouble-free installation.

**Note the following points for optimum operation of conductivity sensors:**

- Install the sensors so that the electrodes are always covered by the measuring liquid.
- Keep measuring lines as short as possible
- Temperature compensation with fluctuating temperatures
- Regular cleaning depending on the application
- Ensure that the cell constant and measuring range match each other

**Conductivity sensor selection guide**





# 1.4 DULCOTEST Sensors for Conductivity

Overview Table for Conductivity Sensors

Sensor type	Measuring range	Cell constant	Medium temperature max. °C	Max. Sensor pressure bar	Sensor shaft	Temperature compensation	Process integration	Electrical connection	Compatible controllers
LMP 001	0.01...50 µS/cm	0.01 cm <sup>-1</sup> ±5 %	70	16.0 PP	Pt 100		Flow, 3/4" male thread Bypass: Fitting BAMA	DIN 4-pin angle plug	DCCa, DACb, DMTa, D1Ca
LMP 001-HT	0.01...50 µS/cm	0.01 cm <sup>-1</sup> ±5 %	120	16.0 PVDF	Pt 100		Flow, 3/4" male thread Bypass: Fitting BAMA	DIN 4-pin angle plug	DCCa, DACb, DMTa, D1Ca
LMP 01	0.1...500 µS/cm	0.10 cm <sup>-1</sup> ±5 %	70	16.0 PP	Pt 100		Flow, 3/4" male thread Bypass: Fitting BAMA	DIN 4-pin angle plug	DCCa, DACb, DMTa, D1Ca
LMP 01-TA	0.1...500 µS/cm	0.10 cm <sup>-1</sup> ±5 %	70	16.0 PP	Pt 100		Sensor in immersion fitting, 1m integrated	5 m fixed cable	DCCa, DACb, DMTa, D1Ca
LMP 01-HT	0.1...500 µS/cm	0.10 cm <sup>-1</sup> ±5 %	120	16.0 PVDF	Pt 100		Flow, 3/4" male thread Bypass: Fitting BAMA	DIN 4-pin angle plug	DCCa, DACb, DMTa, D1Ca
LFT 1FE	0.01...20 mS/cm	1.00 cm <sup>-1</sup> ±5 %	80	16.0 Epoxy	Pt 100		PG13.5 male thread Flow via adapter Bypass: Fittings BAMA, DGMA, DLG III	5 m fixed cable (4 x 0.5 mm <sup>2</sup> )	DMTa, D1Ca
LFTK 1 FE-5m-shd	0.01...20 mS/cm	1.00 cm <sup>-1</sup> ±5 %	80	16.0 Epoxy	Pt 1000		PG 13.5 male thread Flow via adapter Bypass: Fittings BAMA, DGMA, DLG III	5 m fixed cable (4 x 0.25 mm <sup>2</sup> ), screened	DCCa, DACb, DMTa, AEGIS II, AEGIS X
LFTK 1 FE-3m-shd	0.01...20 mS/cm	1.00 cm <sup>-1</sup> ±5 %	80	16.0 Epoxy	Pt 1000		PG 13.5 male thread Flow via adapter Bypass: Fittings BAMA, DGMA, DLG III	3 m fixed cable (4 x 0.25 mm <sup>2</sup> ), screened	DCCa, DACb, DMTa, AEGIS II, AEGIS X
LF 1 DE	0.01...20 mS/cm	1.00 cm <sup>-1</sup> ±5 %	80	16.0 Epoxy		None, only for applications with constant temperature	PG 13.5 male thread Flow via adapter Bypass: Fittings BAMA, DGMA, DLG III	DIN 4-pin angle plug	DCCa, DACb, DMTa, D1Ca, AEGIS II, AEGIS X
LFT 1 DE	0.01...20 mS/cm	1.00 cm <sup>-1</sup> ±5 %	80	16.0 Epoxy	Pt 100		PG 13.5 male thread Flow via adapter Bypass: Fittings BAMA, DGMA, DLG III	DIN 4-pin angle plug	DCCa, DACb, DMTa, D1Ca, AEGIS II, AEGIS X
LFTK 1 DE	0.01...20 mS/cm	1.00 cm <sup>-1</sup> ±5 %	80	16.0 Epoxy	Pt 1000		PG 13.5 male thread Flow via adapter Bypass: Fittings BAMA, DGMA, DLG III	DIN 4-pin angle plug	DCCa, DACb, DMTa, AEGIS II, AEGIS X
LFT 1 1/2"	0.01...20 mS/cm	1.00 cm <sup>-1</sup> ±5 %	80	16.0 Epoxy	Pt 100		G1/2" male thread Flow via adapter Bypass: Fittings BAMA, DGMA, DLG III	DIN 4-pin angle plug	DCCa, DACb, DMTa, D1Ca, AEGIS II, AEGIS X

# 1.4 DULCOTEST Sensors for Conductivity

Sensor type	Measuring range	Cell constant	Medium temperature max. °C	Max. Sensor pressure bar	Temperature compensation	Process integration	Electrical connection	Compatible controllers
LFTK 1 1/2"	0.01...20 mS/cm	1.00 cm <sup>-1</sup> ±5 %	80	16.0 Epoxy	Pt 1000	G1/2" male thread Flow via adapter Bypass: Fittings BAMa, DGMa, DLG III	DIN 4-pin angle plug	DCCa, DACb, DMTa, AEGIS II, AEGIS X
CK 1	0.01...20 mS/cm	1.00 cm <sup>-1</sup> ±5 %	150	16.0 PES	None, only for applications with constant temperature	Flow: R 1" male thread	DIN 4-pin angle plug	DCCa, DACb, DMTa, D1Ca, AEGIS II, AEGIS X
CKPt 1	0.01...20 mS/cm	1.00 cm <sup>-1</sup> ±5 %	150	16.0 PES	Pt 100	Flow: R 1" male thread	DIN 4-pin angle plug	DCCa, DACb, DMTa, D1Ca, AEGIS II, AEGIS X
LM 1	0.1...20 mS/cm	1.00 cm <sup>-1</sup> ±5 %	70	16.0 PP	-	Flow: G 3/4" male thread Bypass: Fitting BAMa	DIN 4-pin angle plug	DCCa, DACb, DMTa, D1Ca, AEGIS II, AEGIS X
LM 1-TA	0.1...20 mS/cm	1.00 cm <sup>-1</sup> ±5 %	70	16.0 PP	-	Sensor in immersion fitting, 1m integrated	5 m fixed cable, screened	DCCa, DACb, DMTa, D1Ca, AEGIS II, AEGIS X
LMP 1	0.1...20 mS/cm	1.00 cm <sup>-1</sup> ±5 %	70	16.0 PP	Pt 100	Flow: G 3/4" male thread Bypass: Fitting BAMa	DIN 4-pin angle plug	DCCa, DACb, DMTa, D1Ca, AEGIS II, AEGIS X
LMP 1-TA	0.1...20 mS/cm	1.00 cm <sup>-1</sup> ±5 %	70	16.0 PP	Pt 100	Sensor in immersion fitting, 1m integrated	5 m fixed cable, screened	DCCa, DACb, DMTa, D1Ca, AEGIS II, AEGIS X
LMP 1-HT	0.1...20 mS/cm	1.00 cm <sup>-1</sup> ±5 %	120	16.0 PVDF	Pt 100	Flow: G 3/4" male thread Bypass: Fitting BAMa	DIN 4-pin angle plug	DCCa, DACb, DMTa, D1Ca, AEGIS II, AEGIS X
CCT 1-mA	0.2...20 mS/cm	cm <sup>-1</sup>	50	8.0 PVC	NTC	Bypass: Fittings BAMa, DGMa, DLG III Flow: Fitting INLI	4-wire cable, 0.25 mm <sup>2</sup> , cable diameter 5.7	DAC, D1C, AEGIS II, AEGIS X, DULCOMARIN
CTFS	0.1...10 mS/cm	10.00 cm <sup>-1</sup> ±5 %	50	7.0 PP	Semiconductor	NPT 3/4" male thread Flow via adapter Bypass: Fittings BAMa, DGMa, DLG III	3 m fixed cable, extendible to 50 m, with cable type: 0.5 mm <sup>2</sup> or AWG 22.	AEGIS II, AEGIS X
ICT 5	0.2...2,000 mS/cm	6.25 cm <sup>-1</sup> ±5 %	80	10.0 PP	Pt 1000	Flow DN 40	10 m fixed cable, 7x 0.35 mm <sup>2</sup> via a terminal,	DCCa
ICT 5-IMA	0.2...2,000 mS/cm	6.25 cm <sup>-1</sup> ±5 %	60	0.0 PP	Pt 1000	Immersion, sensor integrated in 1 m immersion fitting	10 m fixed cable, 7x 0.35 mm <sup>2</sup> via a terminal,	DCCa
ICT 2	0.02...2,000 mS/cm	1.98 cm <sup>-1</sup>	125	16.0 PFA	Pt 100, class A, completely extrusion-coated	G 3/4" male thread for - flow via flange - immersion: on immersion pipe, 1m (accessories)	5 m fixed cable, 6x 0.35 mm <sup>2</sup> via a terminal, on Compact	DCCa



# 1.4 DULCOTEST Sensors for Conductivity

Sensor type	Measuring range	Cell constant	Medium temperature max. °C	Max. pressure bar	Sensor shaft	Temperature compensation	Process integration	Electrical connection	Compatible controllers
ICT 8-mA	0.2...200 mS/cm	cm <sup>-1</sup>	50	6	PP	Semiconductor	1/2" BSP male thread for flow: on PVC pipes DN50 immersion: on immersion pipe, 1m	2 + 10 m fixed cable (6 x 0.25 mm <sup>2</sup> ),	DAC, D1C, AEGIS II, AEGIS X, DULCOMARIN

**General information:**

**1** The transducer DMTa is provided to convert the measurement signal into a temperature-compensated 4-20 mA signal.

**2** Terminal assignment for the DIN 4-pin angle plug:

- Electrodes: Earth and 2
- Pt 100/1000: 1 and 3

**3** With DIN-4-pin angle plugs, the cable must be screened if the sensor is connected to measuring instrument types DCCa, DMTa, DACa, AEGIS II or AEGIS X.

**4** An adapter set PG 13.5/1" (order no. 1002190) is needed for installation in the in-line probe housing type DLG III (1" hole).

**5** Sensor adapters PG13.5 (1113802), G 3/4" (1113801), G1"(1113803), NPT 3/4"(1080293) are needed for installation in the bypass armature type BAMa.

Measuring line for conductive conductivity sensors, see page → 133



# 1.4 DULCOTEST Sensors for Conductivity

## 1.4.2 2-Electrode Conductivity Sensors

Conductive conductivity sensors measure the electrolytic conductivity indirectly via the charge transfer between two probes immersed in the medium to be measured. The sensor types with cell constants  $k = 0.01$  and  $k = 0.1 \text{ cm}^{-1}$  are especially suitable for measuring the lowest electrolytic conductivities of  $< 1 \text{ }\mu\text{S/cm}$  in pure and ultra-pure water.

The sensor types with cell constants  $k=1 \text{ cm}^{-1}$  are used in numerous kinds of water without film-forming components up to  $20 \text{ mS/cm}$ . The cost-effective sensor range LF(T) is used in clear, chemically uncontaminated water.

The sensor ranges LM(P), CK and CKPt can also be used in chemically contaminated kinds of water and at higher temperatures.

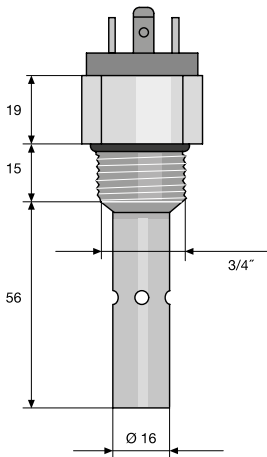
### Conductivity Sensor LMP 001



Sensor for measurement of the lowest electrolytic conductivities for clear and also chemically contaminated water. With integrated temperature measurement and DIN 4-pin plug. For operation with the controllers DCCa, DACb, DMTa, D1Ca

### Your Benefits

- Measured variable: electrolytic conductivity above  $0.01 \text{ }\mu\text{S/cm}$
- Cost-effective sensor for clear, chemically contaminated water
- Integrated Pt 100 for temperature compensation replaces separate temperature sensor and the corresponding sensor fitting



### Technical Data

<b>Measuring range</b>	0.01...50 $\mu\text{S/cm}$
<b>Cell constant</b>	$0.01 \text{ cm}^{-1} \pm 5 \%$
<b>Temperature measurement</b>	Pt 100
<b>Medium temperature</b>	$0...70 \text{ }^\circ\text{C}$
<b>Max. pressure</b>	16.0 bar ( $50 \text{ }^\circ\text{C}$ )
<b>Sensors</b>	Stainless steel 1.4571
<b>Sensor shaft</b>	PP
<b>Thread</b>	$3/4"$
<b>Installation length</b>	71 mm
<b>Process integration</b>	Inline: direct installation into the pipework, bypass: with or without return of the sample water into the process line
<b>Electrical Connection</b>	DIN 4-pin angle plug
<b>Enclosure rating</b>	IP 65
<b>Typical applications</b>	Clean water applications, monitoring ion exchangers and reverse osmosis systems.
<b>Resistance to</b>	Ingredients in the water of the target application, taking into account the compatibility of the material
<b>Controllers</b>	Compact DCCa, DACb, DMTa, D1Ca
<b>Measuring principle, technology</b>	Conductive, 2 electrodes. Integrated temperature measurement

<b>Order no.</b>	<b>LMP 001</b>
1020508	

Note the general information on page → 101 (Overview table for conductivity sensors)





# 1.4 DULCOTEST Sensors for Conductivity

## Conductivity Sensor LMP 001-HT

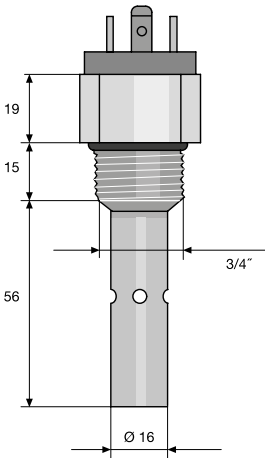


Sensor for measurement of the lowest electrolytic conductivity for clear and also chemically contaminated water. For high temperatures, with integrated temperature measurement and DIN 4-pin plug. For operation with the controllers DCCa, DACb, DMTa, D1Ca

### Your Benefits

- Measured variable: electrolytic conductivity above 0.01 µS/cm
- Cost-effective sensor for clear, chemically contaminated water
- Integrated Pt 100 for temperature compensation replaces separate temperature sensor and the corresponding sensor fitting
- Temperature resistance up to 100 °C

### Technical Data



<b>Measuring range</b>	0.01...50 µS/cm
<b>Cell constant</b>	0.01 cm <sup>-1</sup> ±5 %
<b>Temperature measurement</b>	Pt 100
<b>Medium temperature</b>	0...120 °C
<b>Max. pressure</b>	16.0 bar (100 °C)
<b>Sensors</b>	Stainless steel 1.4571
<b>Sensor shaft</b>	PVDF
<b>Thread</b>	3/4"
<b>Installation length</b>	71 mm
<b>Process integration</b>	Inline: direct installation into the pipework, bypass: with or without return of the sample water into the process line
<b>Electrical Connection</b>	DIN 4-pin angle plug
<b>Enclosure rating</b>	IP 65
<b>Typical applications</b>	General applications at higher temperatures, clean water applications, condensate.
<b>Resistance to</b>	Ingredients in the water of the target application, taking into account the compatibility of the material
<b>Controllers</b>	Compact DCCa, DACb, DMTa, D1Ca
<b>Measuring principle, technology</b>	Conductive, 2 electrodes. Integrated temperature measurement

<b>Order no.</b>	
<b>LMP 001-HT</b>	1020509

Note the general information on page → 101 (Overview table for conductivity sensors)



# 1.4 DULCOTEST Sensors for Conductivity



## Conductivity Sensor LMP 01

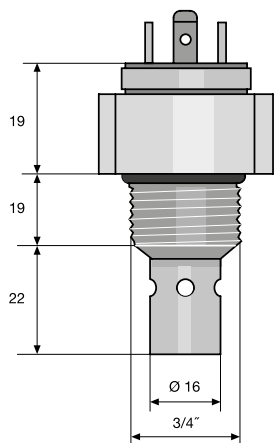
Sensor for measurement of low electrolytic conductivities for clear and also chemically contaminated water. With integrated temperature measurement and DIN 4-pin plug. For operation with the controllers DCCa, DACb, DMTa, D1Ca

### Your Benefits

- Measured variable: electrolytic conductivity above 0.1 µS/cm
- Cost-effective sensor for clear, chemically contaminated water
- Integrated Pt 100 for temperature compensation replaces separate temperature sensor and the corresponding sensor fitting

### Technical Data

<b>Measuring range</b>	0.1...500 µS/cm
<b>Cell constant</b>	0.10 cm <sup>-1</sup> ±5 %
<b>Temperature measurement</b>	Pt 100
<b>Medium temperature</b>	0 ... 70 °C
<b>Max. pressure</b>	16.0 bar (50 °C)
<b>Sensors</b>	Stainless steel 1.4571
<b>Sensor shaft</b>	PP
<b>Thread</b>	3/4"
<b>Installation length</b>	46 mm
<b>Process integration</b>	Inline: direct installation into the pipework, bypass: with or without return of the sample water into the process line
<b>Electrical Connection</b>	DIN 4-pin angle plug
<b>Enclosure rating</b>	IP 65
<b>Typical applications</b>	Monitoring ion exchangers, reverse osmosis systems and desalination systems.
<b>Resistance to</b>	Ingredients in the water of the target application, taking into account the compatibility of the material
<b>Controllers</b>	Compact DCCa, DACb, DMTa, D1Ca
<b>Measuring principle, technology</b>	Conductive, 2 electrodes. Integrated temperature measurement



**Order no.**

LMP 01	1020510
--------	---------

Note the general information on page → 101 (Overview table for conductivity sensors)





# 1.4 DULCOTEST Sensors for Conductivity

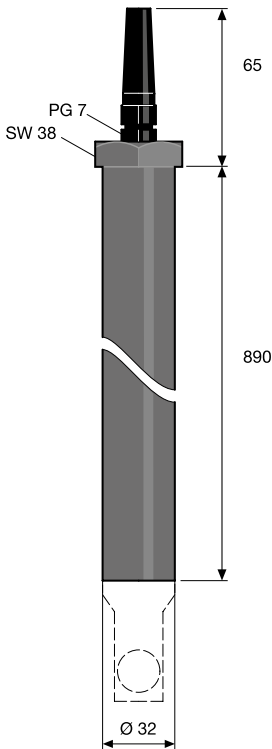
## Conductivity Sensor LMP 01-TA



Sensor for measurement of low electrolytic conductivities for clear and also chemically contaminated water. With integrated temperature measurement and DIN 4-pin plug. For operation with the controllers DCCa, DACb, DMTa, D1Ca

### Your Benefits

- Measured variable: electrolytic conductivity above 0.1 µS/cm
- Cost-effective sensor for clear, chemically contaminated water
- Simple installation in tanks and containers by sensor ready mounted in the immersion tube
- Integrated Pt 100 for temperature compensation replaces separate temperature sensor and the corresponding sensor fitting



### Technical Data

<b>Measuring range</b>	0.1...500 µS/cm
<b>Cell constant</b>	0.10 cm <sup>-1</sup> ±5 %
<b>Temperature measurement</b>	Pt 100
<b>Medium temperature</b>	0 ... 70 °C
<b>Max. pressure</b>	16.0 bar (50 °C)
<b>Sensors</b>	Stainless steel 1.4571
<b>Sensor shaft</b>	PP
<b>Thread</b>	M 28 x 1.5 for TA-LM in-line probe fitting
<b>Installation length</b>	Max. 1 m
<b>Process integration</b>	Immersion through an immersion tube
<b>Electrical Connection</b>	5 m fixed cable
<b>Enclosure rating</b>	IP 65
<b>Typical applications</b>	Monitoring ion exchangers, reverse osmosis systems and desalination systems.
<b>Resistance to</b>	Ingredients in the water of the target application, taking into account the compatibility of the material
<b>Controllers</b>	Compact DCCa, DACb, DMTa, D1Ca
<b>Measuring principle, technology</b>	Conductive, 2 electrodes. Integrated temperature measurement

		Order no.
<b>LMP 01-TA</b>	Sensor integrated in immersion fitting	1020512
<b>LMP 01-FE</b>	Replacement sensor for LMP 01-TA with 5 m fixed cable	1020626

Note the general information on page → 101 (Overview table for conductivity sensors)

# 1.4 DULCOTEST Sensors for Conductivity



## Conductivity Sensor LMP 01-HT

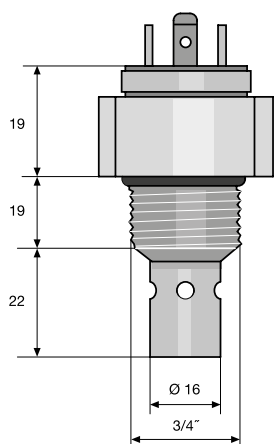
Sensor for measurement of low electrolytic conductivities for clear and also chemically contaminated water. For high temperatures, with integrated temperature measurement and DIN 4-pin plug. For operation with the controllers DCCa, DACb, DMTa, D1Ca

### Your Benefits

- Measured variable: electrolytic conductivity above 0.1 µm/cm
- Cost-effective sensor for clear, chemically contaminated water
- Temperature resistance up to 100 °C
- Integrated Pt 100 for temperature compensation replaces separate temperature sensor and the corresponding sensor fitting

### Technical Data

<b>Measuring range</b>	0.1...500 µS/cm
<b>Cell constant</b>	0.10 cm <sup>-1</sup> ±5 %
<b>Temperature measurement</b>	Pt 100
<b>Medium temperature</b>	0 ... 120 °C
<b>Max. pressure</b>	16.0 bar (100 °C)
<b>Sensors</b>	Stainless steel 1.4571
<b>Sensor shaft</b>	PVDF
<b>Thread</b>	3/4"
<b>Installation length</b>	46 mm
<b>Process integration</b>	Inline: direct installation into the pipework, bypass: with or without return of the sample water into the process line
<b>Electrical Connection</b>	DIN 4-pin angle plug
<b>Enclosure rating</b>	IP 65
<b>Typical applications</b>	General applications at higher temperatures: industrial, process water, condensate.
<b>Resistance to</b>	Ingredients in the water of the target application, taking into account the compatibility of the material
<b>Controllers</b>	Compact DCCa, DACb, DMTa, D1Ca
<b>Measuring principle, technology</b>	Conductive, 2 electrodes. Integrated temperature measurement



### Order no.

LMP 01-HT

1020511

Note the general information on page → 101 (Overview table for conductivity sensors)

# 1.4 DULCOTEST Sensors for Conductivity

## Conductivity Sensor LFT 1 FE



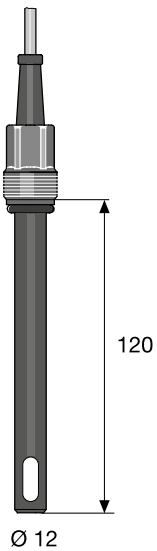
Cost-effective sensor for measurement of electrolytic conductivity in clear, uncontaminated water. With integrated temperature measurement and fixed cable connector. For operation with controllers DMTa, D1Ca

### Your Benefits

- Measured variable: electrolytic conductivity above 10 µS/cm
- Cost-effective sensor for all clear uncontaminated water
- Flexible process connection by the use of sensor fittings for standard pH sensors
- Special graphite electrodes, optimised for a highly dynamic measuring range: 0.01-20 mS/cm
- Integrated Pt 100 for temperature compensation replaces separate temperature sensor and the corresponding sensor fitting
- Fixed cable on the sensor head for difficult ambient conditions

### Technical Data

<b>Measuring range</b>	0.01...20 mS/cm
<b>Cell constant</b>	1.00 cm <sup>-1</sup> ±5 %
<b>Temperature measurement</b>	Pt 100
<b>Medium temperature</b>	0 ... 80 °C (at 1 bar)
<b>Max. pressure</b>	16.0 bar (25 °C)
<b>Sensors</b>	Special graphite
<b>Sensor shaft</b>	Epoxy
<b>Thread</b>	PG 13.5
<b>Installation length</b>	120 ±3 mm
<b>Process integration</b>	Bypass: open outlet or return of the sample water into the process line, inline: direct installation into the pipework; fixed or replaceable (replaceable fitting), tank, channel: Immersion in the immersion tube
<b>Electrical Connection</b>	5 m fixed cable (4 x 0.5 mm <sup>2</sup> )
<b>Enclosure rating</b>	IP 65
<b>Typical applications</b>	Potable, cooling, industrial water. Sensors of the LF series have only limited applicability for taking measurements in cleaning solutions containing surfactants and media containing solvents.
<b>Resistance to</b>	Unsuitable for chemically contaminated water and water containing film-forming ingredients
<b>Compatible controllers</b>	DMTa, D1Ca
<b>Measuring principle, technology</b>	Conductive, 2 electrodes. Integrated temperature measurement



<b>Order no.</b>	
<b>LFT 1FE</b>	1001374

Note the general information on page → 101 (Overview table for conductivity sensors)



# 1.4 DULCOTEST Sensors for Conductivity

## Conductivity Sensor LFTK 1 FE-5m-shd



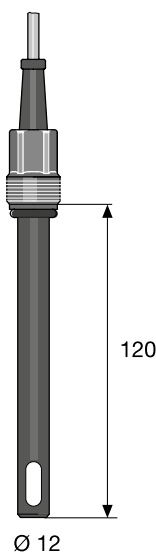
Cost-effective sensor for measurement of electrolytic conductivity in clear, uncontaminated water. With integrated temperature measurement and fixed cable connector (5 m). For operation with controllers DCCa, DACb, DMTa, AEGIS II, AEGIS X

### Your Benefits

- Measured variable: electrolytic conductivity above 10 µS/cm
- Cost-effective sensor for all clear uncontaminated water
- Flexible process connection by the use of sensor fittings for standard pH sensors
- Special graphite electrodes, optimised for a highly dynamic measuring range: 0.01-20 mS/cm
- Integrated Pt 1000 for precise temperature compensation in limited temperature ranges replaces separate temperature sensor and the corresponding sensor fitting
- Fixed cable on the sensor head for difficult ambient conditions

### Technical Data

<b>Measuring range</b>	0.01...20 mS/cm
<b>Cell constant</b>	1.00 cm <sup>-1</sup> ±5 %
<b>Temperature measurement</b>	Pt 1000
<b>Medium temperature</b>	0 ... 80 °C (at 1 bar)
<b>Max. pressure</b>	16.0 bar (25 °C)
<b>Sensors</b>	Special graphite
<b>Sensor shaft</b>	Epoxy
<b>Thread</b>	PG 13.5
<b>Installation length</b>	120 ±3 mm
<b>Process integration</b>	Bypass: with or without return of the sample water into the process line, inline: direct installation into the pipework; fixed or replaceable (replaceable fitting), tank, channel: Immersion in the immersion tube
<b>Electrical Connection</b>	5 m fixed cable (4 x 0.25 mm <sup>2</sup> ), screened
<b>Enclosure rating</b>	IP 65
<b>Typical applications</b>	Potable, cooling, industrial water.
<b>Resistance to</b>	Unsuitable for chemically contaminated water and water containing film-forming ingredients
<b>Compatible controllers</b>	DCCa, DACb, DMTa, AEGIS II, AEGIS X
<b>Measuring principle, technology</b>	Conductive, 2 electrodes. Integrated temperature measurement



### Order no.

LFTK 1 FE-5m-shd

1046132

Note the general information on page → 101 (Overview table for conductivity sensors)

# 1.4 DULCOTEST Sensors for Conductivity

## Conductivity Sensor LFTK 1 FE-3m-shd



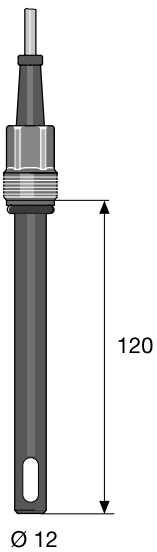
Cost-effective sensor for measurement of electrolytic conductivity in clear, uncontaminated water. With integrated temperature measurement and fixed cable connector (3 m). For operation with controllers DCCa, DACb, DMTa, AEGIS II, AEGIS X

### Your Benefits

- Measured variable: electrolytic conductivity above 10 µS/cm
- Cost-effective sensor for all clear uncontaminated water
- Flexible process connection by the use of sensor fittings for standard pH sensors
- Special graphite electrodes, optimised for a highly dynamic measuring range: 0.01-20 mS/cm
- Integrated Pt 1000 for precise temperature compensation in limited temperature ranges replaces separate temperature sensor and the corresponding sensor fitting
- Fixed cable on the sensor head for difficult ambient conditions

### Technical Data

<b>Measuring range</b>	0.01...20 mS/cm
<b>Cell constant</b>	1.00 cm <sup>-1</sup> ±5 %
<b>Temperature measurement</b>	Pt 1000
<b>Medium temperature</b>	0 ... 80 °C (at 1 bar)
<b>Max. pressure</b>	16.0 bar (25 °C)
<b>Sensors</b>	Special graphite
<b>Sensor shaft</b>	Epoxy
<b>Thread</b>	PG 13.5
<b>Installation length</b>	120 ±3 mm
<b>Process integration</b>	Bypass: with or without return of the sample water into the process line, inline: direct installation into the pipework; fixed or replaceable (replaceable fitting), tank, channel: Immersion in the immersion tube
<b>Electrical Connection</b>	3 m fixed cable (4 x 0.25 mm <sup>2</sup> ), screened
<b>Enclosure rating</b>	IP 65
<b>Typical applications</b>	Potable, cooling, industrial water. Sensors of the LF series have only limited applicability for taking measurements in cleaning solutions containing surfactants and media containing solvents.
<b>Resistance to</b>	Unsuitable for chemically contaminated water and water containing film-forming ingredients
<b>Compatible controllers</b>	DCCa, DACb, DMTa, AEGIS II, AEGIS X
<b>Measuring principle, technology</b>	Conductive, 2 electrodes. Integrated temperature measurement



	Order no.
LFTK 1 FE-3m-shd	1046010

Note the general information on page → 101 (Overview table for conductivity sensors)



# 1.4 DULCOTEST Sensors for Conductivity

## Conductivity Sensor LF 1 DE



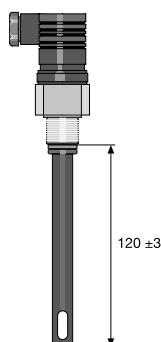
Cost-effective sensor for measurement of electrolytic conductivity in clear, uncontaminated water. For applications with a constant temperature, with DIN 4-pin plug. For operation with controllers DCCa, DACb, DMTa, D1Ca, AEGIS II, AEGIS X

### Your Benefits

- Measured variable: electrolytic conductivity above 10  $\mu\text{S}/\text{cm}$
- Cost-effective sensor for all clear uncontaminated water
- Flexible process connection by the use of sensor fittings for standard pH sensors
- Special graphite electrodes, optimised for a highly dynamic measuring range: 0.01-20 mS/cm
- Cost-effective version without integral temperature measurement with constant temperature of the medium to be measured
- DIN 4-pin plug for simple installation

### Technical Data

<b>Measuring range</b>	0.01...20 mS/cm
<b>Cell constant</b>	1.00 $\text{cm}^{-1} \pm 5\%$
<b>Temperature measurement</b>	None, only for applications with constant temperature
<b>Medium temperature</b>	0 ... 80 °C (at 1 bar)
<b>Max. pressure</b>	16.0 bar (25 °C)
<b>Sensors</b>	Special graphite
<b>Sensor shaft</b>	Epoxy
<b>Thread</b>	PG 13.5
<b>Installation length</b>	120 $\pm 3$ mm
<b>Process integration</b>	Bypass: with or without return of the sample water into the process line, inline: direct installation into the pipework; fixed or replaceable (replaceable fitting), tank, channel: Immersion in the immersion tube
<b>Electrical Connection</b>	DIN 4-pin angle plug
<b>Enclosure rating</b>	IP 65
<b>Typical applications</b>	Potable, cooling, industrial water. Sensors of the LF series have only limited applicability for taking measurements in cleaning solutions containing surfactants and media containing solvents.
<b>Resistance to</b>	Unsuitable for chemically contaminated water and water containing film-forming ingredients
<b>Compatible controllers</b>	DCCa, DACb, DMTa, D1Ca, AEGIS II, AEGIS X
<b>Measuring principle, technology</b>	Conductive, 2 electrodes



### Order no.

LF 1 DE

1001375

Note the general information on page → 101 (Overview table for conductivity sensors)





# 1.4 DULCOTEST Sensors for Conductivity

## Conductivity Sensor LFT 1 DE



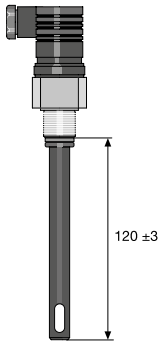
Cost-effective sensor for measurement of electrolytic conductivity in clear, uncontaminated water. With integrated temperature measurement and DIN 4-pin plug. For operation with controllers DCCa, DACb, DMTa, D1Ca, AEGIS II, AEGIS X

### Your Benefits

- Measured variable: electrolytic conductivity above 10 µS/cm
- Cost-effective sensor for all clear, uncontaminated types of water
- Flexible process connection by the use of sensor fittings for standard pH sensors
- Special graphite electrodes, optimised for a highly dynamic measuring range: 0.01-20 mS/cm
- Integrated Pt 100 for temperature compensation replaces separate temperature sensor and the corresponding sensor fitting
- DIN 4-pin plug for simple installation

### Technical Data

<b>Measuring range</b>	0.01...20 mS/cm
<b>Cell constant</b>	1.00 cm <sup>-1</sup> ±5 %
<b>Temperature measurement</b>	Pt 100
<b>Medium temperature</b>	0 ... 80 °C (at 1 bar)
<b>Max. pressure</b>	16.0 bar (25 °C)
<b>Sensors</b>	Special graphite
<b>Sensor shaft</b>	Epoxy
<b>Thread</b>	PG 13.5
<b>Installation length</b>	120 ±3 mm
<b>Process integration</b>	Bypass: with or without return of the sample water into the process line, inline: direct installation into the pipework; fixed or replaceable (replaceable fitting), tank, channel: Immersion in the immersion tube
<b>Electrical Connection</b>	DIN 4-pin angle plug
<b>Enclosure rating</b>	IP 65
<b>Typical applications</b>	Potable water, cooling water, industrial process water. Sensors of the LF series have only limited applicability for taking measurements in cleaning solutions containing surfactants and media containing solvents.
<b>Resistance to</b>	Unsuitable for chemically contaminated water and water containing film-forming ingredients
<b>Compatible controllers</b>	DCCa, DACb, DMTa, D1Ca, AEGIS II, AEGIS X
<b>Measuring principle, technology</b>	Conductive, 2 electrodes. Integrated temperature measurement



	Order no.
LFT 1 DE	1001376

Note the general information on page → 101 (Overview table for conductivity sensors)

# 1.4 DULCOTEST Sensors for Conductivity



## Conductivity Sensor LFTK 1 DE

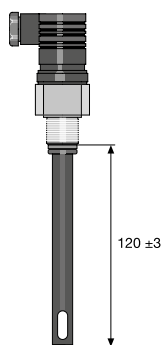
Cost-effective sensor for measurement of electrolytic conductivity in clear, uncontaminated water with integrated temperature measurement and DIN 4-pin plug. For operation with controllers DCCa, DACb, DMTa, AEGIS II, AEGIS X

### Your Benefits

- Measured variable: electrolytic conductivity above 10 µS/cm
- Cost-effective sensor for all clear uncontaminated water
- Flexible process connection by the use of sensor fittings for standard pH sensors
- Special graphite electrodes, optimised for a highly dynamic measuring range: 0.01-20 mS/cm
- Integrated Pt 100 for temperature compensation replaces separate temperature sensor and the corresponding sensor fitting
- DIN 4-pin plug for simple installation

### Technical Data

<b>Measuring range</b>	0.01...20 mS/cm
<b>Cell constant</b>	1.00 cm <sup>-1</sup> ±5 %
<b>Temperature measurement</b>	Pt 1000
<b>Medium temperature</b>	0 ... 80 °C (at 1 bar)
<b>Max. pressure</b>	16.0 bar (25 °C)
<b>Sensors</b>	Special graphite
<b>Sensor shaft</b>	Epoxy
<b>Thread</b>	PG 13.5
<b>Installation length</b>	120 ±3 mm
<b>Process integration</b>	Bypass: with or without return of the sample water into the process line, inline: direct installation into the pipework; fixed or replaceable (replaceable fitting), tank, channel: Immersion in the immersion tube
<b>Electrical Connection</b>	DIN 4-pin angle plug
<b>Enclosure rating</b>	IP 65
<b>Typical applications</b>	Potable, cooling, industrial water. Sensors of the LF series have only limited applicability for taking measurements in cleaning solutions containing surfactants and media containing solvents.
<b>Resistance to</b>	Unsuitable for chemically contaminated water and water containing film-forming ingredients
<b>Compatible controllers</b>	DCCa, DACb, DMTa, AEGIS II, AEGIS X
<b>Measuring principle, technology</b>	Conductive, 2 electrodes. Integrated temperature measurement



**Order no.**

LFTK 1 DE	1002822
-----------	---------

Note the general information on page → 101 (Overview table for conductivity sensors)



# 1.4 DULCOTEST Sensors for Conductivity

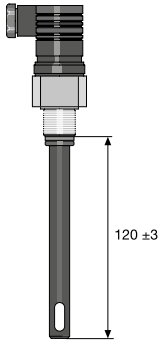
## Conductivity sensor LFT 1 1/2"



Cost-effective sensor for measurement of electrolytic conductivity in clear, uncontaminated water. With integrated temperature measurement and DIN 4-pin plug and 1/2-inch screw-in thread. For operation with controllers DCCa, DACb, DMTa, D1Ca, AEGIS II, AEGIS X

### Your Benefits

- Measured variable: electrolytic conductivity above 10 µS/cm
- Cost-effective sensor for all clear, uncontaminated types of water
- Hydraulic connector with 1/2" thread as an alternative to the corresponding standard design with PG 13.5 thread
- Special graphite electrodes, optimised for a highly dynamic measuring range: 0.01-20 mS/cm
- Integrated Pt 100 for temperature compensation replaces separate temperature sensor and the corresponding sensor fitting
- DIN 4-pin plug for simple installation



### Technical Data

<b>Measuring range</b>	0.01...20 mS/cm
<b>Cell constant</b>	1.00 cm <sup>-1</sup> ±5 %
<b>Temperature measurement</b>	Pt 100
<b>Medium temperature</b>	0 ... 80 °C (at 1 bar)
<b>Max. pressure</b>	16.0 bar (25 °C)
<b>Sensors</b>	Special graphite
<b>Sensor shaft</b>	Epoxy
<b>Thread</b>	1/2"
<b>Installation length</b>	120 ±3 mm
<b>Process integration</b>	Bypass: with or without return of the sample water into the process line, inline: direct installation into the pipework; fixed or replaceable (replaceable fitting), tank, channel: Immersion in the immersion tube
<b>Electrical Connection</b>	DIN 4-pin angle plug
<b>Enclosure rating</b>	IP 65
<b>Typical applications</b>	Potable, cooling, industrial water. Sensors of the LF series have only limited applicability for taking measurements in cleaning solutions containing surfactants and media containing solvents.
<b>Resistance to</b>	Unsuitable for chemically contaminated water and water containing film-forming ingredients
<b>Compatible controllers</b>	DCCa, DACb, DMTa, D1Ca, AEGIS II, AEGIS X
<b>Measuring principle, technology</b>	Conductive, 2 electrodes. Integrated temperature measurement

	Order no.
LFT 1 1/2"	1001378

Note the general information on page → 101 (Overview table for conductivity sensors)



# 1.4 DULCOTEST Sensors for Conductivity



## Conductivity sensor LFTK 1 1/2"

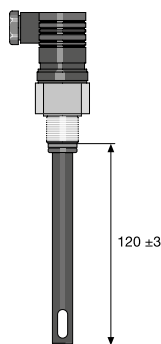
Cost-effective sensor for measurement of electrolytic conductivity in clear, uncontaminated water. With integrated temperature measurement and DIN 4-pin plug and 1/2-inch screw-in thread. For operation with controllers DCCa, DACb, DMTa, AEGIS II, AEGIS X

### Your Benefits

- Measured variable: electrolytic conductivity above 10 µC/cm
- Cost-effective sensor for all clear, uncontaminated types of water
- Hydraulic connector with 1/2" thread as an alternative to the corresponding standard design with PG 13.5 thread
- Special graphite electrodes, optimised for a highly dynamic measuring range: 0.01-20 mS/cm
- Integrated Pt 1000 for precise compensation in limited temperature ranges and with longer cables. Replaces separate temperature sensor and the corresponding sensor fitting
- DIN 4-pin plug for simple installation

### Technical Data

<b>Measuring range</b>	0.01...20 mS/cm
<b>Cell constant</b>	1.00 cm <sup>-1</sup> ±5 %
<b>Temperature measurement</b>	Pt 1000
<b>Medium temperature</b>	0 ... 80 °C (at 1 bar)
<b>Max. pressure</b>	16.0 bar (25 °C)
<b>Sensors</b>	Special graphite
<b>Sensor shaft</b>	Epoxy
<b>Thread</b>	1/2"
<b>Installation length</b>	120 ±3 mm
<b>Process integration</b>	Bypass: with or without return of the sample water into the process line, inline: direct installation into the pipework; fixed or replaceable (replaceable fitting), tank, channel: Immersion in the immersion tube
<b>Electrical Connection</b>	DIN 4-pin angle plug
<b>Enclosure rating</b>	IP 65
<b>Typical applications</b>	Potable, cooling, industrial water. Sensors of the LF series have only limited applicability for taking measurements in cleaning solutions containing surfactants and media containing solvents.
<b>Resistance to</b>	Unsuitable for chemically contaminated water and water containing film-forming ingredients
<b>Compatible controllers</b>	DCCa, DACb, DMTa, AEGIS II, AEGIS X
<b>Measuring principle, technology</b>	Conductive, 2 electrodes. Integrated temperature measurement



	<b>Order no.</b>
<b>LFTK 1 1/2"</b>	1002823

Note the general information on page → 101 (Overview table for conductivity sensors)





# 1.4 DULCOTEST Sensors for Conductivity

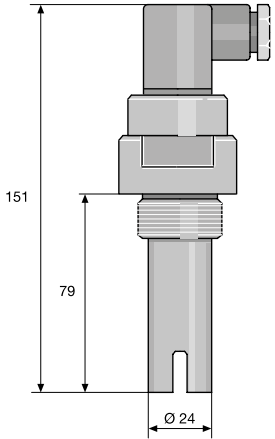
## Conductivity Sensor CK 1



Sensor for measurement of electrolytic conductivity for clear, chemically contaminated water with higher but constant temperature with DIN 4-pin plug. For operation with controllers DCCa, DACb, DMTa, D1Ca, AEGIS II, AEGIS X

### Your Benefits

- Measured variable: electrolytic conductivity above 10 µS/cm
- Resistant to water ingredients in target applications thanks to injection-moulded design without adhesive or seals
- High temperature resistance up to 150 °C



### Technical Data

<b>Measuring range</b>	0.01...20 mS/cm
<b>Cell constant</b>	1.00 cm <sup>-1</sup> ±5 %
<b>Temperature measurement</b>	None, only for applications with constant temperature
<b>Medium temperature</b>	0 ... 150 °C (at 1 bar)
<b>Max. pressure</b>	16.0 bar (20 °C)
<b>Sensors</b>	Special graphite
<b>Sensor shaft</b>	PES
<b>Thread</b>	R 1"
<b>Installation length</b>	79 mm
<b>Process integration</b>	Bypass: with or without return of the sample water into the process line, inline: direct installation into the pipework; fixed or replaceable (replaceable fitting), tank, channel: Immersion in the immersion tube
<b>Electrical Connection</b>	DIN 4-pin angle plug
<b>Enclosure rating</b>	IP 65
<b>Typical applications</b>	Cooling, industrial, process water, tank and pipe, cleaning systems in breweries, dairies, media separation.
<b>Resistance to</b>	Ingredients in the water of the target application, taking into account the compatibility of the material
<b>Compatible controllers</b>	DCCa, DACb, DMTa, D1Ca, AEGIS II, AEGIS X
<b>Measuring principle, technology</b>	Conductive, 2 electrodes

<b>Order no.</b>	
<b>CK 1</b>	305605

# 1.4 DULCOTEST Sensors for Conductivity

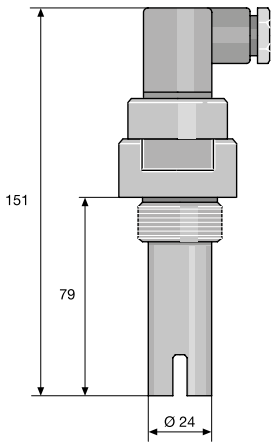
## Conductivity Sensor CKPt 1



Sensor for measurement of electrolytic conductivity for clear, chemically contaminated water and higher temperatures. With integrated temperature measurement and DIN 4-pin plug. For operation with controllers DCCa, DACb, DMTa, D1Ca, AEGIS II, AEGIS X

### Your Benefits

- Measured variable: electrolytic conductivity above 10 µS/cm
- Resistant to water ingredients in target applications thanks to injection-moulded design without adhesive or seals
- High temperature resistance up to 150 °C
- Integrated Pt 100 for temperature compensation replaces separate temperature sensor and the corresponding sensor fitting



### Technical Data

<b>Measuring range</b>	0.01...20 mS/cm
<b>Cell constant</b>	1.00 cm <sup>-1</sup> ±5 %
<b>Temperature measurement</b>	Pt 100
<b>Medium temperature</b>	0 ... 150 °C (at 1 bar)
<b>Max. pressure</b>	16.0 bar (20 °C)
<b>Sensors</b>	Special graphite
<b>Sensor shaft</b>	PES
<b>Thread</b>	R 1"
<b>Installation length</b>	79 mm
<b>Process integration</b>	Bypass: with or without return of the sample water into the process line, inline: direct installation into the pipework; fixed or replaceable (replaceable fitting), tank, channel: Immersion in the immersion tube
<b>Electrical Connection</b>	DIN 4-pin angle plug
<b>Enclosure rating</b>	IP 65
<b>Typical applications</b>	Cooling, industrial, process water, tank and pipe, cleaning systems in breweries, dairies, media separation.
<b>Resistance to</b>	Ingredients in the water of the target application, taking into account the compatibility of the material
<b>Compatible controllers</b>	DCCa, DACb, DMTa, D1Ca, AEGIS II, AEGIS X
<b>Measuring principle, technology</b>	Conductive, 2 electrodes. Integrated temperature measurement

**Order no.**

CKPt 1

305606





# 1.4 DULCOTEST Sensors for Conductivity

## Conductivity Sensor LM 1

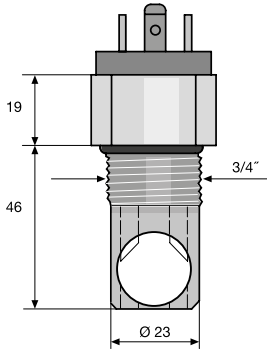


Sensor for measurement of electrolytic conductivity for clear and also chemically contaminated water. With DIN 4-pin plug. For operation with controllers DCCa, DACb, DMTa, D1Ca, AEGIS II, AEGIS X

### Your Benefits

- Measured variable: electrolytic conductivity above 0.1 mS/cm
- Cost-effective sensor for clear, chemically contaminated water
- Resistant to the constituents in the water of the target application

### Technical Data



<b>Measuring range</b>	0.1...20 mS/cm
<b>Cell constant</b>	1.00 cm <sup>-1</sup> ±5 %
<b>Temperature measurement</b>	None, only for applications with constant temperature
<b>Medium temperature</b>	0 ... 70 °C (at 1 bar)
<b>Max. pressure</b>	16.0 bar (50 °C)
<b>Sensors</b>	Graphite
<b>Sensor shaft</b>	PP
<b>Thread</b>	3/4"
<b>Installation length</b>	46 mm
<b>Process integration</b>	Inline: direct installation into the pipework, bypass: with or without return of the sample water into the process line
<b>Electrical Connection</b>	DIN 4-pin angle plug
<b>Enclosure rating</b>	IP 65
<b>Typical applications</b>	Potable, cooling, industrial, process water, media separation.
<b>Resistance to</b>	Ingredients in the water of the target application, taking into account the compatibility of the material
<b>Compatible controllers</b>	DCCa, DACb, DMTa, D1Ca, AEGIS II, AEGIS X
<b>Measuring principle, technology</b>	Conductive, 2 electrodes

<b>Order no.</b>	
LM 1	740433

# 1.4 DULCOTEST Sensors for Conductivity

## Conductivity Sensor LM 1-TA



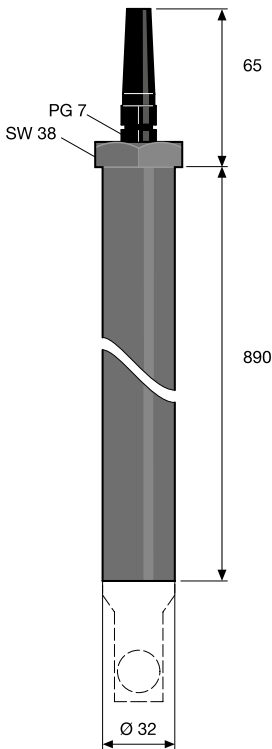
Sensor for measurement of electrolytic conductivity for clear and also chemically contaminated water. Fully assembled in an immersion fitting. For operation with controllers DCCa, DACb, DMTa, D1Ca, AEGIS II, AEGIS X

### Your Benefits

- Measured variable: electrolytic conductivity above 0.1 mS/cm
- Cost-effective sensor for clear, chemically contaminated water
- Resistant to the ingredients in the water of the target applications
- Simple installation in tanks, containers etc. by sensor ready mounted in the immersion tube

### Technical Data

<b>Measuring range</b>	0.1...20 mS/cm
<b>Cell constant</b>	1.00 cm <sup>-1</sup> ±5 %
<b>Temperature measurement</b>	None, only for applications with constant temperature
<b>Medium temperature</b>	0 ... 70 °C (at 1 bar)
<b>Max. pressure</b>	16.0 bar (50 °C)
<b>Sensors</b>	Graphite
<b>Sensor shaft</b>	PP
<b>Thread</b>	M 28 x 1.5 for TA-LM in-line probe fitting
<b>Installation length</b>	Max. 1 m
<b>Process integration</b>	Tank, channel: Immersion through an immersion tube
<b>Electrical Connection</b>	5 m fixed cable, screened
<b>Enclosure rating</b>	IP 65
<b>Typical applications</b>	Potable, cooling, industrial, process water, media separation.
<b>Resistance to</b>	Ingredients in the water of the target application, taking into account the compatibility of the material
<b>Compatible controllers</b>	DCCa, DACb, DMTa, D1Ca, AEGIS II, AEGIS X
<b>Measuring principle, technology</b>	Conductive, 2 electrodes



		<b>Order no.</b>
<b>LM 1-TA</b>	Sensor integrated in immersion fitting	1020528
<b>LM 1-FE</b>	Replacement sensor for LM 1-TA	1020627





# 1.4 DULCOTEST Sensors for Conductivity

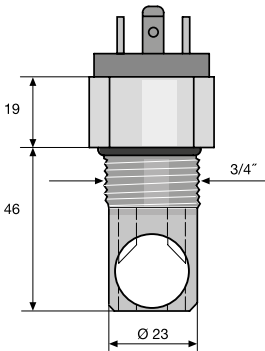
## Conductivity Sensor LMP 1



Sensor for measurement of electrolytic conductivity for clear and also chemically contaminated water. With integrated temperature measurement with DIN 4-pin plug. For operation with controllers DCCa, DACb, DMTa, D1Ca, AEGIS II, AEGIS X

### Your Benefits

- Measured variable: electrolytic conductivity above 0.1 mS/cm
- Cost-effective sensor for clear, chemically contaminated water
- Resistant to the ingredients in the water of the target applications
- Integrated Pt 100 for temperature compensation replaces separate temperature sensor and the corresponding sensor fitting



### Technical Data

<b>Measuring range</b>	0.1...20 mS/cm
<b>Cell constant</b>	1.00 cm <sup>-1</sup> ±5 %
<b>Temperature measurement</b>	Pt 100
<b>Medium temperature</b>	0 ... 70 °C (at 1 bar)
<b>Max. pressure</b>	16.0 bar (50 °C)
<b>Sensors</b>	Graphite
<b>Sensor shaft</b>	PP
<b>Thread</b>	3/4"
<b>Installation length</b>	46 mm
<b>Process integration</b>	Inline: direct installation into the pipework, bypass: with or without return of the sample water into the process line
<b>Electrical Connection</b>	DIN 4-pin angle plug
<b>Enclosure rating</b>	IP 65
<b>Typical applications</b>	Potable, cooling, industrial, process water, media separation.
<b>Resistance to</b>	Ingredients in the water of the target application, taking into account the compatibility of the material
<b>Compatible controllers</b>	DCCa, DACb, DMTa, D1Ca, AEGIS II, AEGIS X
<b>Measuring principle, technology</b>	Conductive, 2 electrodes. Integrated temperature measurement

	Order no.
<b>LMP 1</b>	1020513

Note the general information on page → 101 (Overview table for conductivity sensors)



# 1.4 DULCOTEST Sensors for Conductivity

## Conductivity Sensor LMP 1-TA



Sensor for measurement of electrolytic conductivity for clear and also chemically contaminated water. With integrated temperature measurement, fully assembled in an immersion fitting. For operation with controllers DCCa, DACb, DMTa, D1Ca, AEGIS II, AEGIS X

### Your Benefits

- Measured variable: electrolytic conductivity above 0.1 mS/cm
- Cost-effective sensor for clear, chemically contaminated water
- Resistant to the ingredients in the water of the target applications
- Integrated Pt 100 for temperature compensation replaces separate temperature sensor and the corresponding sensor fitting
- Simple installation in tanks, containers etc. by sensor ready mounted in the immersion tube

### Technical Data

<b>Measuring range</b>	0.1...20 mS/cm
<b>Cell constant</b>	1.00 cm <sup>-1</sup> ±5 %
<b>Temperature measurement</b>	Pt 100
<b>Medium temperature</b>	0 ... 70 °C (at 1 bar)
<b>Max. pressure</b>	16.0 bar (50 °C)
<b>Sensors</b>	Graphite
<b>Sensor shaft</b>	PP
<b>Thread</b>	M 28 x 1.5 for TA-LM in-line probe fitting
<b>Installation length</b>	1 m
<b>Process integration</b>	Tank, channel: Immersion through an immersion tube
<b>Electrical Connection</b>	5 m fixed cable, screened
<b>Enclosure rating</b>	IP 65
<b>Typical applications</b>	Potable, cooling, industrial, process water, media separation.
<b>Resistance to</b>	Ingredients in the water of the target application, taking into account the compatibility of the material
<b>Compatible controllers</b>	DCCa, DACb, DMTa, D1Ca, AEGIS II, AEGIS X
<b>Measuring principle, technology</b>	Conductive, 2 electrodes

		<b>Order no.</b>
<b>LMP 1-TA</b>	Sensor integrated in immersion fitting	1020525
<b>LMP 1-FE</b>	Replacement sensor for LMP 1-TA	1020727

Note the general information on page → 101 (Overview table for conductivity sensors)



# 1.4 DULCOTEST Sensors for Conductivity

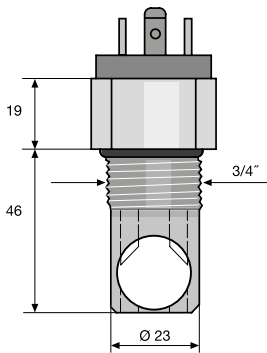
## Conductivity Sensor LMP 1-HT



Sensor for measurement of electrolytic conductivity for clear and also chemically contaminated water. For high temperatures, with integrated temperature measurement and DIN 4-pin plug. For operation with controllers DCCa, DACb, DMTa, D1Ca, AEGIS II, AEGIS X

### Your Benefits

- Measured variable: electrolytic conductivity above 0.1 mS/cm
- Cost-effective sensor for clear, chemically contaminated water
- Resistant to the ingredients in the water of the target applications
- Integrated Pt 100 for temperature compensation replaces separate temperature sensor and the corresponding sensor fitting
- Temperature resistance up to 100 °C



### Technical Data

<b>Measuring range</b>	0.1...20 mS/cm
<b>Cell constant</b>	1.00 cm <sup>-1</sup> ±5 %
<b>Temperature measurement</b>	Pt 100
<b>Medium temperature</b>	0 ... 120 °C (at 1 bar)
<b>Max. pressure</b>	16.0 bar (100 °C)
<b>Sensors</b>	Graphite
<b>Sensor shaft</b>	PVDF
<b>Thread</b>	3/4"
<b>Installation length</b>	46 mm
<b>Process integration</b>	Inline: direct installation into the pipework, bypass: with or without return of the sample water into the process line
<b>Electrical Connection</b>	DIN 4-pin angle plug
<b>Enclosure rating</b>	IP 65
<b>Typical applications</b>	General applications at higher temperatures process water, process water from electroplating, media separation, with CIP (cleaning in place).
<b>Resistance to</b>	Ingredients in the water of the target application, taking into account the compatibility of the material
<b>Compatible controllers</b>	DCCa, DACb, DMTa, D1Ca, AEGIS II, AEGIS X
<b>Measuring principle, technology</b>	Conductive, 2 electrodes. Integrated temperature measurement

<b>Order no.</b>	1020524
<b>LMP 1-HT</b>	

Note the general information on page → 101 (Overview table for conductivity sensors)

# 1.4 DULCOTEST Sensors for Conductivity

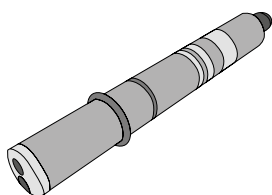


## Conductivity sensor CCT 1-mA

Sensor for measurement of electrolytic conductivities for clear and also chemically contaminated water. With integrated temperature measurement and factory-calibrated 4...20 mA output signal. For operation with controllers DAC, D1C, AEGIS II, AEGIS X, DULCOMARIN.

### Your Benefits

- Measured variable: electrolytic conductivity up to 20 mS/cm
- Fail-safe 4-20 mA output signal for flexible connection to measuring equipment with standard 4-20 mA input
- Integrated temperature sensor for temperature compensation replaces separate temperature sensor and the corresponding sensor fitting
- Simple connection to a process with the ProMinent bypass fittings BAMA, DGMA, DLGIII and INLI



### Technical Data

<b>Measuring range</b>	0.2...20 mS/cm
<b>Temperature measurement</b>	NTC, integrated
<b>Medium temperature</b>	0 ... 50 °C (at 1 bar)
<b>Max. pressure</b>	8.0 bar (25 °C)
<b>Sensor head</b>	PMMA
<b>Sensors</b>	Special graphite
<b>Sensor shaft</b>	PVC
<b>Installation length</b>	51 mm / 71 mm
<b>Process integration</b>	Bypass via bypass fittings BAMA, DGMA, DLGIII or installation into G1" PP pipe via sensor fitting INLI
<b>Electrical Connection</b>	4-wire cable, 0.25 mm <sup>2</sup> , cable diameter 5.7
<b>Supply voltage</b>	12...36 V DC
<b>Output signal</b>	4...20 mA, temperature-compensated, factory-calibrated, electrically isolated
<b>Enclosure rating</b>	IP 65
<b>Typical applications</b>	Cooling, industrial, process water, general water with higher salt content up to 20 mS/cm.
<b>Resistance to</b>	Ingredients in the water of the target application, taking into account the compatibility of the material
<b>Compatible controllers</b>	DAC, D1C, AEGIS II, AEGIS X, DULCOMARIN
<b>Measuring principle, technology</b>	Conductive, 2 electrodes. Integrated temperature measurement, integrated 4...20 mA transducer

### Order no.

CCT 1-mA-20 mS/cm	1081545
-------------------	---------

Note the general information on page → 101 (Overview table for conductivity sensors)

# 1.4 DULCOTEST Sensors for Conductivity

## 1.4.3 Inductive Conductivity Sensors

Inductive conductivity sensors consist of a transducer, encapsulated in an inert material. The electrolytic conductivity is measured inductively without direct contact with the medium.

The sensors are used to measure electrolytic conductivity over a wide measuring range, even in heavily contaminated and/or aggressive media and, as such, offer particularly low maintenance operation. The sensors are particularly suitable for measuring high conductivities, as no electrode polarisation occurs. The inductive conductivity sensors are operated using the Compact controller DCCa xx L6 ... The controller includes the testing and calibration kit (Order no. 1026958).

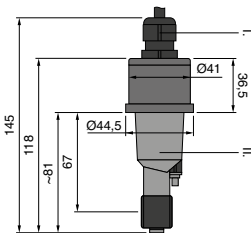
### Conductivity sensor ICT 5



Cost-effective inductive conductivity sensor, suitable for high electrolytic conductivities above 200 µS/cm. Also suitable for chemically contaminated water and film-forming media. For installation in pipework

### Your Benefits

- Measured variable: electrolytic conductivity. The inductive (non-contact) measuring principle permits applications in chemically contaminated types of water and in film-forming media
- Complete with injection moulded PP sensor head, no apparent bonds, seals
- Measurements at high conductivity values of up to 2,000 mS/cm are possible without interfering polarisation by means of the high measuring range dynamics of the inductive measuring principle
- Simple installation in PVC pipework by bonding the DN 40 adhesive connector supplied into a standard T-piece and screwing in the sensor using the union nut supplied.
- A DN 40 welded connector is optionally available for use in PP pipework



### Technical Data

<b>Measuring range</b>	0.2...2,000 mS/cm
<b>Cell constant</b>	6.25 cm <sup>-1</sup>
<b>Measuring accuracy</b>	±2% based on the measured value ±30 µS/cm
<b>Temperature sensor</b>	Pt 1000, wetted material Stainless steel 1.4301
<b>Medium temperature</b>	-10...80 °C -10...60 °C for installation in PVC pipes, -10...80 °C for installation in PP pipes
<b>Max. pressure</b>	10.0 bar at 20 °C, 6.0 bar at 60 °C, 0.0 bar at 80 °C
<b>Min. pressure</b>	-0.1 bar (-10 ... 80 °C)
<b>Sensor material</b>	PP
<b>Seals</b>	EPDM
<b>Electrical Connection</b>	10 m fixed cable, 7x 0.35 mm <sup>2</sup> via a terminal
<b>Enclosure rating</b>	IP 65
<b>Typical applications</b>	Contaminated wastewater, blowdown control in cooling towers, control of electroplating and rinsing baths, cleaning in Place (CIP), product monitoring, seawater, brine swimming pools.
<b>Resistance to</b>	Ingredients in the water of the target application, taking into account compatibility to PP/EPDM, deposit-forming media
<b>Process integration</b>	With union nut, PVC, 1 1/2 inch female thread, including DN 40 bonded nozzle with 1 1/2 inch male thread for fitting in DN 40 PVC standard pipes (included in the scope of delivery). The corresponding set-in nozzle for fitting in PP standard pipes is available as an accessory
<b>Controllers</b>	Compact controller DCCa
<b>Measuring principle, technology</b>	Inductive, 2 coils. Integrated temperature measurement

<b>Order no.</b>	
<b>ICT 5</b>	1095248



# 1.4 DULCOTEST Sensors for Conductivity

## Conductivity Sensor ICT 5-IMA



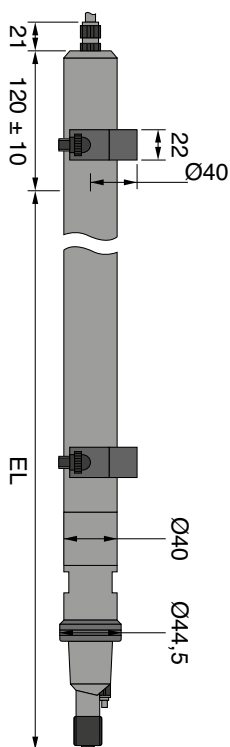
Cost-effective inductive conductivity sensor, suitable for high electrolytic conductivities above 200 µS/cm. Also suitable for chemically contaminated water and film-forming media. Completely integrated into an immersion pipe

### Your Benefits

- Measured variable: electrolytic conductivity. The inductive (non-contact) measuring principle permits applications in chemically contaminated types of water and in film-forming media
- Complete with injection moulded PP sensor head, no apparent bonds, seals
- Measurements at high conductivity values of up to 2,000 mS/cm are possible without interfering polarisation by means of the high measuring range dynamics of the inductive measuring principle
- Simple installation in tanks, containers etc. thanks to sensor ready mounted in the immersion tube

### Technical Data

<b>Measuring range</b>	0.2...2,000 mS/cm
<b>Cell constant</b>	6.25 cm <sup>-1</sup>
<b>Measuring accuracy</b>	±2% based on the measured value ±30 µS/cm
<b>Temperature sensor</b>	Pt 1000, wetted material Stainless steel 1.4301
<b>Medium temperature</b>	-10...60 °C
<b>Max. pressure</b>	0.0 bar
<b>Min. pressure</b>	-0.1 bar (-10 ... 60 °C)
<b>Sensor material</b>	PP
<b>Immersion pipe material</b>	PP
<b>Sensor guard material</b>	SS 1.4301, AISI 304
<b>Seals</b>	EPDM
<b>Electrical Connection</b>	10 m fixed cable, 7x 0.35 mm <sup>2</sup> via a terminal
<b>Enclosure rating</b>	IP 65
<b>Typical applications</b>	Contaminated wastewater, blowdown control in cooling towers, control of electroplating and rinsing baths, cleaning in Place (CIP), product monitoring, seawater, brine swimming pools.
<b>Resistance to</b>	Ingredients in the water of the target application, taking into account compatibility to PP/EPDM, deposit-forming media
<b>Process integration</b>	Immersion with immersion length 1 m
<b>Controllers</b>	Compact controller DCCa
<b>Measuring principle, technology</b>	Inductive, 2 coils. Integrated temperature measurement



**Order no.**

ICT 5-IMA

1095249





# 1.4 DULCOTEST Sensors for Conductivity

## Conductivity Sensor ICT 2

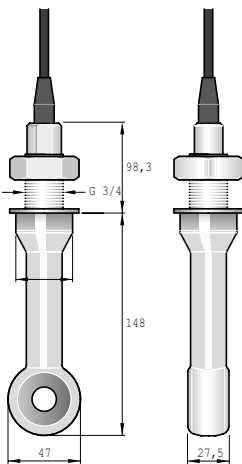


High-performance inductive conductivity sensor with high dynamic measuring range. Also suitable for types of water with aggressive chemicals and film-forming components. Permitted temperatures up to 125 °C. For installation in pipework, tanks and for immersion in storage tanks

### Your Benefits

- Measured variable: electrolytic conductivity. The inductive (non-contact) measuring principle permits applications in chemically contaminated types of water and in film-forming media
- There is no need for adhesive or seals as the sensor is fully embedded in PFA
- Measurements at high conductivity values of up to 2,000 mS/cm are possible without interfering polarisation by means of the high measuring range dynamics of the inductive measuring principle
- Flexible connection to the processes is possible via a flange or immersion pipe with optional accessories

### Technical Data



<b>Measuring range</b>	0.02...2,000 mS/cm
<b>Cell constant</b>	1.98 cm <sup>-1</sup>
<b>Measuring accuracy</b>	± (5 µS/cm + 0.5 % of measured value at T < 100 °C)
	± (10 µS/cm + 0.5 % of measured value at T > 100 °C)
<b>Temperature compensation</b>	Pt 100, class A, completely extrusion-coated
<b>Medium temperature</b>	0...125 °C, when used together with D1C, temperature compensation is limited to 100 °C
<b>Max. pressure</b>	16.0 bar
<b>Sensor material</b>	PFA, completely extrusion-coated
<b>Electrical Connection</b>	5 m fixed cable, 6x 0.35 mm <sup>2</sup> via a terminal
<b>Enclosure rating</b>	IP 67
<b>Typical applications</b>	Production processes in the chemical industry, phase separation of product mixtures, determination of concentrations of aggressive chemicals.
<b>Resistance to</b>	Electrolytic conductivity of > 20 mS/cm, PFA-compatible aggressive chemicals (no concentrated lyes), deposit-forming media
<b>Process integration</b>	Fitting in pipes, tanks (sideways): G 3/4 stainless steel thread (1.4571) or flange fitting: With the accessories: Stainless steel flange ANSI 2 inch 300 lbs, SS 316L (adaptable to DIN counter flange DN 50 PN 16).
<b>Controllers</b>	Compact controller DCCa
<b>Measuring principle, technology</b>	Inductive, 2 coils. Integrated temperature measurement

Installation kit for type ICT 2 sensors →131

<b>Order no.</b>	
ICT 2	1023352

# 1.4 DULCOTEST Sensors for Conductivity

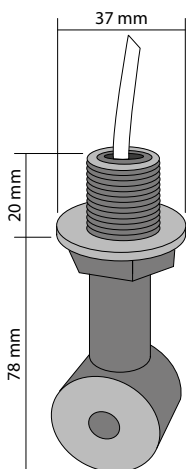
## Conductivity sensor ICT 8-mA



Inductive sensor for the measurement of electrolytic conductivity. Suitable for contaminated water. With integrated temperature correction and factory-calibrated 4...20 mA output signal.

### Your Benefits

- Measured variable: electrolytic conductivity up to 200 mS/cm without polarisation effect
- The inductive (non-contact) measuring principle permits applications in water with solids content and in film-forming media
- Fail-safe 4-20 mA output signal for flexible connection to measuring equipment with standard 4...20 mA input
- Integrated temperature correction replaces separate temperature sensor and sensor fitting



### Technical Data

<b>Measuring range</b>	three configurable measuring ranges 0.2...2.0 mS/cm / 0.5...20 mS/cm / 1...200 mS/cm
<b>Temperature correction</b>	integrated in the sensor electronics, temperature co-efficient: 1.7%/K
<b>Medium temperature</b>	max. 50 °C at 1 bar
<b>Sensor material</b>	PP
<b>Seals</b>	EPDM
<b>Installation length</b>	75 mm
<b>Electrical Connection</b>	Fixed cable, 6-wire (6x0.25 mm <sup>2</sup> ). The cable length is 2 m between the sensor and 4-20 mA cable transmitter and 10 m between the cable transmitter and monitor.
<b>Typical applications</b>	Desalination control in cooling towers, contaminated wastewater, control of electroplating and rinsing baths, salt water desalination, adjustment of the salt content in swimming pool water
<b>Resistance to</b>	Water ingredients in the target application, taking into account compatibility to PP/EPDM and combating film-forming media
<b>Process integration</b>	1/2" male thread (BSP) for mounting using flange, installation in PVC pipes, DN 50 by means of installation adapter ICT8, DN 50, PVC, order no. 1106570, immersion using immersion pipe, 1 m, order no. 1105964
<b>Compatible controllers</b>	DAC, D1C, AEGIS II, AEGIS X, DULCOMARIN
<b>Measuring principle, technology</b>	Inductive, 2 coils. Integrated temperature measurement, integrated 4...20 mA transducer

	Order no.
ICT 8 -mA-200 mS/cm	1098530







# 1.5 Optical sensors DULCOTEST

## 1.5.1

### Turbidity Measuring Point DULCOTEST DULCO turb C

Reliable on-line measurement of turbidity with DULCOTEST DULCO turb C measuring points

Measuring range 0 – 1,000 NTU



Turbidity measurements with DULCOTEST DULCO turb C: Compact measuring instrument that uses light scatter to measure turbidity, with a large measuring range and different designs to comply with ISO and EPA standards. Available with or without automatic cleaning.

The DULCOTEST measuring points for turbidity DULCO turb C with TUC 1, TUC 2, TUC 5, TUC 6 versions are compact, on-line turbidity measuring points consisting of a sensor, flow fitting and measuring instrument. The measuring instrument allows the measured value to be displayed, calibration, the measured value to be forwarded using a 4– 20 mA signal and limit violations and equipment failure to be indicated. The measuring cuvette integrated in the measuring instrument allows the device to be operated in the process line bypass. The optical measuring equipment does not make contact with the measured medium.

The intended application is the treatment of potable water, in which DULCO turb C can be used in all treatment stages from raw water and filter monitoring to measurement of fine turbidity in dispensed potable water. Further applications include the monitoring of turbidity in slightly polluted process water, wastewater as well as water requiring treatment from the food and beverage industry up to turbidity values of 1,000 NTU. In contrast to the TUC 1/TUC 2 types, the measuring points TUC 5, TUC 6 are the successor models to types TUC 3 and TUC 4 and like these include an ultrasound-based self-cleaning function. When used in deposit-forming waters, this is particularly useful for extending the maintenance intervals. The new measuring instruments are virtually identical to the old devices. The only differences are that they are operated using 5 keys rather than 4 keys and feature a USB connector with the associated software functions:

- Data capture and storage of 1 year's worth of measurement and calibration data
- Variable recording intervals of between 1 and 60 minutes, which can be selected by the user
- Downloading of data via a USB flash drive
- Software updates via USB flash drive
- 4-20 mA and RS-485 Modbus outputs at the same time

The measuring principle is similar to a scattered light measurement. The light beam radiated into the measuring cuvette filled with sample water is scattered on turbidity particles and the scattered light is measured at right angles (90°) to the radiated light (nephelometric measurement). The unit of measurement for turbidity can be given as a NTU (Nephelometric Turbidity Unit) or as an FNU (Formazin Nephelometric Unit). The measuring process in types TUC 1/TUC 5 (infrared light) corresponds to the global standard ISO 7027 and the European standard DIN EN 27027. The measuring process in types TUC 2/TUC 6 (white light) corresponds to the US standard USEPA 180.1.

#### Your Benefits

- Compact turbidity measuring station with integrated sensor, flow cuvette and measuring instrument saves space and is simple to install and operate.
- High dynamic measuring range between 0.02 and 1,000 NTU permits broad-based use in all stages of potable water treatment. Also ideal for monitoring wastewater from clarification plants and for monitoring ruptures with filters.
- Short response times thanks to small-volume measuring cuvette.
- Long-term stable measurements, even in contaminated water, by the optional ultrasonic cleaning of the measuring cuvette.
- Fast and simple calibration on-site by optionally available, pre-assembled and time-stable calibration standards.

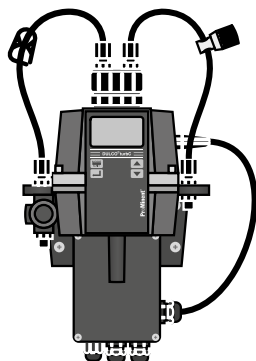
#### Technical Details

- The measuring process in types TUC 1/TUC 5 (infrared light) corresponds to the global standard ISO 7027 and the European standard DIN EN 27027.
- The measuring process in types TUC 2/TUC 6 (white light) corresponds to the US standard USEPA 180.1.

#### Field of Application

- Potable water treatment, for all treatment steps: from raw water and filter monitoring to measuring fine turbidity in the potable water that is to be discharged
- Monitoring of turbidity in slightly polluted industrial water, wastewater and water requiring treatment in the food and beverage industry up to a turbidity value of 1,000 NTU

# 1.5 Optical sensors DULCOTEST



## Technical Data

<b>Measuring range</b>	a) TUC1, TUC4; factory calibrated: 0...1000 NTU, other measuring ranges: 0...10 NTU and 0...100 NTU b) TUC5, TUC6; factory-calibrated 0...100 NTU, other measuring ranges: 0...10 NTU and 0...1000 NTU
<b>Accuracy</b>	± 2 % of the indicated value or ± 0.02 NTU below 40 NTU depending on which value is greater ± 5 % of the indicated value above 40 NTU
<b>Resolution</b>	0.0001 NTU below 10 NTU
<b>Response time</b>	Configurable
<b>Display</b>	Multiple row LCD display with background lighting
<b>Alarm relay</b>	Two programmable alarms, 120-240 VAC, 2 A Form C relay
<b>Output signal</b>	4...20 mA, 600 Ω, electric isolation: dual insulation, interference surge category II
<b>Communication interface</b>	Bi-directional RS-485, Modbus
<b>Max. pressure</b>	Integrated pressure regulator regulates TUC1, TUC2: 1380 kPa (200 psi) TUC 5, TUC6: 700 kPa (101,5 psi) based on the flow rate
<b>Flow</b>	6...60 l/h
<b>Temperature</b>	1...50 °C
<b>Materials in Contact With the Medium</b>	Polyamide (PA), silicone, polypropylene (PP), Viton®, stainless steel, borosilicate glass
<b>Voltage supply</b>	100 – 240 V AC, 47 – 63 Hz, 80 VA
<b>Hydraulic connections</b>	Black hose, inside 4.75 mm, outside 8 mm, installation in the bypass for the process main line
<b>Ambient conditions</b>	Not suitable for operation outdoors. Maximum operating altitude 2000 m above sea level. Maximum 95% relative air humidity (non-condensing).
<b>Standard</b>	Infrared light: ISO 7027, DIN EN 27027
<b>Dimensions H x W x D</b>	35 x 30 x 30 cm
<b>Shipping weight</b>	2.5 kg

	Standard	Ultrasonic cleaning	Order no.
<b>TUC 1</b>	Infrared light: ISO 7027, DIN EN 27027	No	1037696
<b>TUC 2</b>	White light: US EPA 180.1	No	1037695
<b>TUC 5</b>	Infrared light: ISO 7027, DIN EN 27027	Yes	1115440
<b>TUC 6</b>	White light: US EPA 180.1	Yes	1115441

## Spare Parts

	Order no.
<b>Drying agent</b>	1037701
<b>TUC 1/TUC 2 cuvette (set with 3 no.)</b>	1037877
<b>Cuvette TUC 3/TUC 4/TUC 5/TUC 6</b>	1037878
<b>Infrared lamp TUC 1/TUC 3/TUC 5</b>	1037702
<b>White light lamp TUC 2/TUC 4/TUC 6</b>	1037703
<b>Hose set TUC 1/TUC 2/TUC 3/TUC 4</b>	1037879
<b>Hose set for TUC 5 and TUC 6</b>	1116180
<b>Pressure regulating valve</b>	1037885

## Accessories

	Order no.
<b>Calibration set</b>	1037699
<b>Flow control</b>	1037880
<b>Air bubble trap</b>	1037700



## 1.5 Optical sensors DULCOTEST

### 1.5.2 DULCOTEST Sensors for Dissolved Oxygen

The measured variable 'Dissolved oxygen' indicates the volume of gaseous oxygen physically dissolved in the aqueous phase in mg/l (ppm).

'Dissolved oxygen' is therefore an important parameter for assessing the quality of surface water and water that has to be treated for the breeding of livestock with the addition of oxygen. Dissolved oxygen is also used for controlling processes in clarification plants and waterworks.

The following sensors are assigned to the different applications and can be offered separately as 4 - 20 mA encoders to central controls or as a decentralised solution along with D1C and DAC (measured variable: 'Dissolved oxygen': X).

# 1.5 Optical sensors DULCOTEST



## Dissolved oxygen sensor DO 3-mA

Widely used sensor for the measurement of oxygen dissolved in water above 0.1 ppm to oxygen saturation. For installation in standard immersion pipes or in the bypass line of the process flow. Use in aeration tanks of clarification plants, waterworks, in fish breeding or to monitor surface water. Minimal maintenance due to visual measuring principle.

### Your Benefits

- Measured variable: Dissolved oxygen, minimal maintenance in contaminated water due to visual measuring principle
- Factory calibration stable for a long time. Calibration only needed following replacement of the visual sensor cap
- Rod-shaped construction for simple installation into standard immersion pipes and ProMinent bypass fittings
- No flow dependence and minimised faults due to ingredients in the water due to the visual measuring principle of quenching
- Long lifetime of fluorescence dye and simple replacement by replacement of the sensor cap



### Technical Data

<b>Measured variable</b>	Dissolved oxygen
<b>Calibration</b>	On atmospheric oxygen or by reference measurement in the process water
<b>Measuring accuracy</b>	±0.1 mg/l
<b>Response time sensor <math>t_{90}</math></b>	< 60 s at 25 °C from air to nitrogen
<b>Temperature</b>	0...50 °C
<b>Temperature correction</b>	integrated Pt1000, fed to the outside
<b>Max. pressure</b>	2.0 bar
<b>Flow</b>	Measurement even possible without flow
<b>Supply voltage</b>	18...30 V DC
<b>Electrical Connection</b>	Fixed lead, 10 m
<b>Output signal</b>	4... 20 mA assigned to the measuring range, temperature-corrected, calibrated and electrically isolated
<b>Enclosure rating</b>	IP 65
<b>Process integration</b>	a) Immersion by immersion pipe (PVC, d40/DN 32, provided by the customer). The connection can be made using the immersion pipe adapter (reducing nipple, order no. 356924) and the 45° bracket (order no. 356335). Both parts are included in the scope of delivery and can be ordered as an accessory (also see accessories).  b) Installation into ProMinent bypass fittings, type BAMA with mounting kit G1 sensor DO 3 BAMA (1113807) and adapter (1117395), type DGMA with mounting kit 791818 and type DLG III with mounting kit 815079. These mounting kits must be ordered separately.

### Controllers

**DACb as of firmware 02.01.01.02** with complete calibration functionality and all correction variables (temperature, salinity, air pressure, height above sea level). Displayed units: [ppm] and [% oxygen saturation] **DACa, AEGIS II, AEGIS X, D1C:** calibration only possible by the input of a reference concentration determined from the process water. Only temperature correction variable. Displayed unit: [ppm]

### Typical applications

Control of oxygen input into the aeration tank (clarification plant), control of oxygen input in water works, breeding of fish and shrimps, conditioning of the water of large aquaria in zoos, assessment of the biological condition of surface water.

### Resistance to

Contaminated water and the following chemical compounds: carbon dioxide, hydrogen sulfide, sulfur dioxide, ethylene oxide and against gamma sterilisation.

### Interference by

Oxidant (e.g. chlorine, chlorine dioxide, ozone) and many organic solvents (e.g. chloroform, toluene, acetone)

### Measuring principle, technology

optical: Measurement of the relaxation time of a pulsed fluorescence beam

	Measuring range	Order no.
DO 3-mA-20 ppm	0.10...20.0 mg/l	1094609



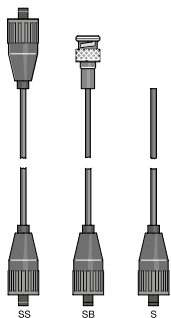
# 1.6 Accessories Sensor Technology

## 1.6.1 Sensor Accessories

### General information:

- Always keep measuring lines as short as possible
- Route measuring lines separately from parallel power lines.
- Use fully pre-assembled measuring line combinations wherever possible

### Measuring Lines for pH and ORP Measurement

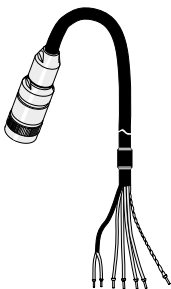


- Pre-assembled to facilitate installation
- Factory tested to ensure function reliability
- IP 65

Version		Order no.
2 x SN6	Coaxial cable, Ø 5 mm, 0.8 m – SS	305077
2 x SN6	Coaxial cable, Ø 5 mm, 2 m – SS	304955
2 x SN6	Coaxial cable, Ø 5 mm, 5 m – SS	304956
2 x SN6	Coaxial cable Ø 5 mm, 10.0 m - SS	304957
SN6 - open end	Cable combination, coaxial, Ø 5 mm 0.8 m - SN6 - pre-assembled	1024105
SN6 - open end	Cable combination, coaxial, Ø 5 mm 2 m - SN6 - pre-assembled	1024106
SN6 - open end	Cable combination, coaxial, Ø 5 mm 5 m - SN6 - pre-assembled	1024107
SN6 - open end	Coaxial cable, Ø 5 mm, 10.0 m	305040
SN6 - BNC	Coaxial cable Ø 3 mm, 0.8 m – SN6/BNC	1033988
SN6 - BNC	Coaxial cable, Ø 3 mm, 2.0 m – SB	1033011
SN6 - BNC	Coaxial cable Ø 3 mm, 10.0 m - SB	305099
SN6 - DIN	Coaxial cable Ø 5 mm, 0.8 m - SD	305098
SN6 - DIN	Coaxial cable Ø 5 mm, 2.0 m - SD	304810
SN6 - open end d5 (DSR)	Cable combination coax 2.0 m - S	1005672

### Measuring Line for Sensors with VARIO Pin Plug-In Heads

Pre-assembled 6-wire measuring line with VARIO Pin plug for connection to sensor type PHEPT 112 VE.



	Lead length m	Order no.
VARIO Pin signal lead VP 6-ST/ 2 m	2	1004694
VARIO Pin signal lead VP 6-ST/ 2 m	5	1004695
VARIO Pin signal lead VP 6-ST/ 2 m	10	1004696

### LK Coaxial Signal Cable

For pH and ORP measurements.

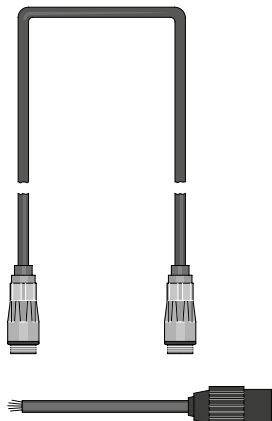


	Order no.
Coaxial low noise, 5 mm diameter, black, sold by the metre	723717
Coaxial low noise, 3 mm diameter, black, sold by the metre	1047889

Please specify length when ordering.



# 1.6 Accessories Sensor Technology



## Measuring Lines for 4P Type Chlorine Sensors

The measuring line is needed to connect ...-4P sensors with the measuring/control device D\_4a.

- Simple installation, as no self-assembly is required
- High operational safety due to factory functional check
- IP 65

	Length m	Order no.
Measuring line for 4P type chlorine sensors	2	818455
Measuring line for 4P type chlorine sensors	5	818456
Measuring line for 4P type chlorine sensors	10	818470

## Measuring Lines for DMT Type Chlorine Sensors

The measuring line is needed for connection of DMT type sensors to the DMT transducer.

	Length m	Order no.
Universal cable, 5-pin round plug	2	1001300
Universal cable, 5-pin round plug	5	1001301
Universal cable, 5-pin round plug	10	1001302

## Cabling Accessories for CAN Type Chlorine Sensors

	Length m	Order no.
T-distributor M12 5 pole CAN	-	1022155
Termination resistor M12 coupling	-	1022154
Termination resistor M12 plug	-	1022592
Connecting cable - CAN M12 5-pin.	0.5	1022137
Connecting cable - CAN M12 5-pin.	1.0	1022139
Connecting cable - CAN M12 5-pin.	2.0	1022140
Connecting cable - CAN M12 5-pin.	5.0	1022141
Connecting cable - CAN, sold by the metre	-	1022160
Plug-CAN M12 5-pole screw terminal	-	1022156
Coupling-CAN M12 5-pole screw terminal	-	1022157

## Measuring Lines for PER 2-3E-mA Type Peracetic Acid Sensors and PEROX H 3E-mA Type Hydrogen Peroxide Sensors

	Length m	Order no.
Measuring line (external cable), 2-core, 5-pin plug	2	707702
Measuring line (external cable), 2-core, 5-pin plug	5	707703
Measuring line (external cable), 2-core, 5-pin plug	10	707707

## Measuring Lines for Pt 100 and Pt 1000

Measuring line: 2-core, conductor: 0.5 mm<sup>2</sup>.

	Length m	Order no.
SN6 - open-ended	5	1003208
SN6 - open-ended	10	1003209
SN6 - open-ended	20	1003210



# 1.6 Accessories Sensor Technology

## Measuring Line for Conductive Conductivity Sensors

4-core, conductor: 0.25 mm<sup>2</sup>, cable diameter: 5.7 mm, screened

	Length m	Order no.
Measuring Line for Conductive Conductivity Sensors	1	1046024
Measuring Line for Conductive Conductivity Sensors	3	1046025
Measuring Line for Conductive Conductivity Sensors	5	1046026
Measuring Line for Conductive Conductivity Sensors	10	1046027

## 2-Wire Measuring Line

2-core, conductor: 0.25 mm<sup>2</sup>, cable diameter: 4 mm

For amperometric sensors and transformers, each with 4-20 mA output.

	Order no.
Two-wire measuring line 2 x 0.25 mm <sup>2</sup> Sold by the meter, 4 mm diameter	725122

## Connector Cable

For liquid potential equalisation on DGMa, DLG III, DLG IV with connector, 5 m long.

	Length m	Order no.
Connector cable	5	818438

## Test and Calibration Kit for Inductive Conductivity

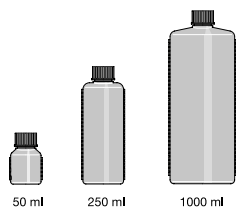
	Order no.
Test and calibration kit	1026958



# 1.6 Accessories Sensor Technology

## 1.6.2 Consumable Items for Sensors

1



### pH Quality Buffer Solutions

Accuracy  $\pm$ pH 0.02 ( $\pm$ 0.05 at pH 10). The shelf life depends upon frequency of use and the amount of chemical drag-in.

Alkaline buffer solutions can react with CO<sub>2</sub> if left open. This will affect their values, therefore close after use. Buffer solutions should be replaced a maximum of three months after opening. The solution contains a biocide to prevent bacteria forming.

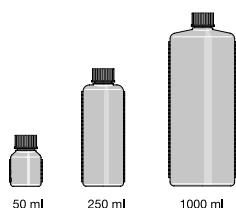
	Capacity ml	Order no.
pH 4.0 buffer - red colour	50	506251
pH 4.0 buffer - red colour	250	791436
pH 4.0 buffer - red colour	1,000	506256
pH 7.0 buffer - green colour	50	506253
pH 7.0 buffer - green colour	250	791437
pH 7.0 buffer - green colour	1,000	506258
pH 9.0 buffer - colourless	50	506254
pH 9.0 buffer - colourless	250	150693
pH 9.0 buffer - colourless	1,000	506259
pH 10.0 buffer - blue colour	50	506255
pH 10.0 buffer - blue colour	250	791438
pH 10.0 buffer - blue colour	1,000	506260

### ORP Quality Buffer Solutions

Accuracy  $\pm$  5 mV. Their shelf life depends on how often they are used and how strong the carryover of chemicals is.

Buffer solutions should be replaced a max. of 3 months after first opening.

Please note: The ORP buffer solution 465 mV is classified as an irritant (GHS07).

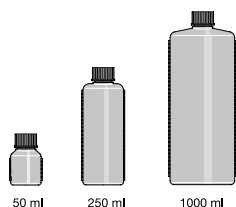


	Capacity ml	Order no.
ORP buffer 465 mV	30	1042307
ORP buffer 465 mV	50	506240
ORP buffer 465 mV	250	791439
ORP buffer 465 mV	1,000	506241
ORP buffer 220 mV	50	506244
ORP buffer 220 mV	1,000	506245

DPD reagents for calibration of amperometric sensors, see page → 236

### 3 Molar KCl Solutions

3-molar KCl solution is most suited to the storage of pH and ORP sensors (e.g. in sensor quills) and as an electrolyte for refillable sensors (e.g. PHEN, RHEN).



	Capacity ml	Order no.
KCl solution, 3 molar	50	505533
KCl solution, 3 molar	250	791440
KCl solution, 3 molar	1,000	791441





# 1.6 Accessories Sensor Technology

## Cleaning Solutions

Cleaning solution pepsin/hydrochloric acid:

For cleaning pH sensors whose diaphragms have been contaminated with protein.




250 ml

	Capacity ml	Order no.
Cleaning fluid Pepsin/hydrochloric acid	250 ml	791443

## Conductivity Calibration Solution

For the precise calibration of conductivity sensors.



250 ml



1000 ml

	Capacity ml	Order no.
Conductivity calibration 1413 µS/cm	250	1027655
Conductivity calibration 1413 µS/cm	1,000	1027656
Conductivity calibration 12.88 mS/cm	250	1027657
Conductivity calibration 12.88 mS/cm	1,000	1027658

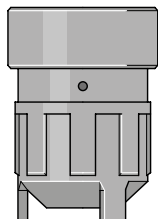
## Electrolyte for Amperometric Sensors



	Capacity ml	Order no.
Electrolyte for CLE, CLR 1 type chlorine sensors	100	506270
Electrolyte for CLO 1, CLO 3 type chlorine sensors	100	1035191
Electrolyte for CLO 2, CLO 4 type chlorine sensors	100	1035480
Electrolyte for CBR 1 type chlorine, bromine sensors	100	1038017
Electrolyte for CGE, CTE 1, BRE sensor types	50	792892
Electrolyte for BCR 1 type bromine sensors	50	1044843
Electrolyte for CDM 1, CDE 3 type chlorine dioxide sensors	100	506271
Electrolyte for CDE 2 and CDR 1 type chlorine dioxide sensors	100	506272
Electrolyte for CDP 1 type chlorine dioxide sensors	100	1002712
Electrolyte for OZE 3 type ozone sensors	100	506273
Electrolyte for CLT 1 type chlorite sensors	50	1022015
Electrolyte for PAA 1, OZR 1 type peracetic acid, ozone sensors	100	1023896
Electrolyte for PAA 2 type peracetic acid sensors	50	1120350
Electrolyte for PER 1 type hydrogen peroxide sensors	50	1025774
Electrolyte for PEROX H 3E type hydrogen peroxide sensors	100	1121673



## 1.6 Accessories Sensor Technology



### Spare Membrane Caps, Accessory Sets for Amperometric Sensors

	Capacity ml	Order no.
Membrane cap for types CLE II T, CDM 1 and OZE 1	-	790486
Diaphragm cap for types: CLE 2.2, CLE 3, CLE 3.1, CDE 1.2, CDE 2, OZE 2 and OZE 3	-	790488
Sensor cap for CLO 1, CLO 3	-	1035197
Sensor cap for CLO 2, CLO 4	-	1035198
Diaphragm cap for CGE 3, CGE 2, CTE 1 (2/5/10 ppm), BRE 1 (10 ppm), BRE 2, PEROX H-3E (50/200/500), PAA 2-3E	-	792862
Diaphragm cap for CTE 1 (0.5 ppm), CBR 1, BCR 1, PEROX H-3E (10 ppm)	-	741274
Membrane cap for CDP 1, BRE 1 (0.5 / 2 ppm), CLT	-	1002710
Membrane cap for CDE 3	-	1026578
Diaphragm cap for PAA 1, CDR 1, CLR 1, OZR 1	-	1023895
Membrane cap for PER 1	-	1025776
Membrane cap for H2.10 P	-	792978
Accessory set for CGE 3, CGE 2, CTE 1 (2/5/10 ppm) and BRE 1 (10 ppm), BRE 2 (2 diaphragm caps + electrolyte)	50	740048
Accessory set for CTE 1 (0.5 ppm) (2 membrane caps + electrolyte)	50	741277
Accessory set for CLT 1 (2 diaphragm caps + electrolyte)	100	1024611
Accessory set CDP 1 (2 diaphragm caps + electrolyte)	100	1002744
Accessory set for PAA 1 and OZR 1 (2 diaphragm caps + electrolyte)	100	1024022
Accessory kit for PER 1 (2 membrane cap + electrolyte)	50	1025881
Accessory set for CDE 3 (2 membrane caps + electrolyte)	100	1026361
Accessory set for CLO 1, CLO 3 (electrolyte, grinding disc, plug)	100	1035482
Accessory set for CLO 2, CLO 4 (electrolyte, grinding disc, plug)	100	1035483
Accessory set for CBR 1 (2 membrane caps + electrolyte)	100	1038984
Accessory set BCR 1 (2 membrane caps + electrolyte)	50	1044844
Accessory set for CLT 1 (2 diaphragm caps + electrolyte)	50	1022100
Accessory set for PEROX H-3E-10ppm (2 diaphragm caps + electrolyte)	100	1121674
Accessory set for PEROX H-3E-50/200/500ppm (2 diaphragm caps + electrolyte)	100	1121675

### Spare Parts for Dissolved Oxygen Sensors

	Order no.
Sensor cap for type DO 3-mA-20 ppm	1096350
Protective cap for type DO 3-mA-20 ppm	1096352



# 1.6 Accessories Sensor Technology

## 1.6.3 Sensor Bypass Armature Modular BAMA

**Modular sensor bypass armature BAMA: flexible process connection for all ProMinent sensors for water treatment**

**Up to 9 functional modules can be freely configured in a single fitting.**



The modular bypass armature BAMA accommodates ProMinent sensors for water treatment. The armature is simply installed in a bypass of the main process line. It is available in various variants, each perfectly designed for special water treatment applications – from drinking water, water for pool & wellness to industrial water.

Depending on the application, the modular bypass armature can be selected in different variants:



**For saving sample water:** This variant of the BAMA allows all flow-dependent sensors in the 5...25 l/h range to be operated for clear water. This is very beneficial for applications, where sample water cannot or must not be returned to the process, e.g. drinking water monitoring or product water during the manufacture of beverages.

**For process water which is clear or has low levels of solids where the sample water is returned to the process:** This design can be operated between 20...60 l/h as a result of which self-cleaning of armatures and sensors is improved. Typical applications include water treatment processes in the pool & wellness sector.

**For process water which has moderate levels of solids and/or for higher temperatures and/or pressure requirements:** This BAMA configuration is designed for operation with flows of 20...100 l/h and is ideally suited for many applications, e.g. in industrial water treatment.

The modular bypass armature BAMA and its various components can be perfectly combined for individual sample water conditioning. Additionally, a flow controller can be installed as well as can components for taking and treating sample water, such as a filter, flow limiter, metering module, ventilation, potential equalisation and earthing. For amperometric sensors without diaphragm, an integrated hydrodynamic cleaning unit can be ordered.

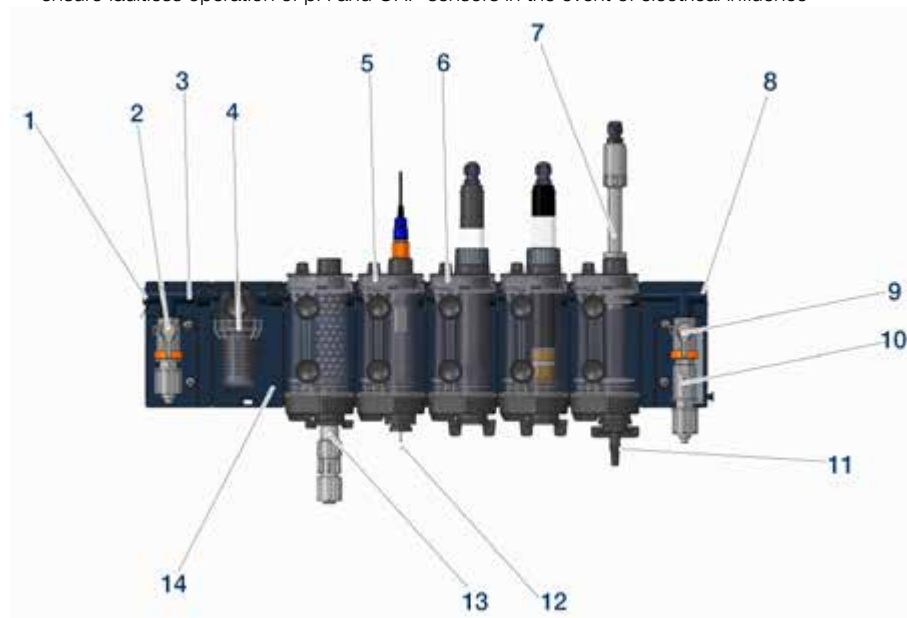
### Your Benefits

- The sensors can be quickly and easily fitted and dismantled thanks to bayonet fittings.
- All parts requiring maintenance can be cleaned very well as they are easy to access without tools.
- Water consumption is minimised to just 5 l/h for flow-dependent sensors under ideal measurement conditions.
- The good particle mobility allows the bypass armature to be used in an even wider range of applications.
- Construction and material permit temperatures of up to 70 °C at a max. pressure of 3 bar, making it even more flexible to use.
- Thanks to higher pressure levels of up to 7 bar at 20 °C, sample water can return to the process, where permitted.
- The BAMA provides numerous options for setting optimum measurement conditions.

## 1.6 Accessories Sensor Technology

### Can be ordered using identity code as an option

- Space-saving filter module, fully integrated in the fitting: Length: 65 mm / diameter 28 mm, filter bowl made from PET copolymer, filter insert made from stainless steel 1.4404, 300 µm pore diameter
- The module with float flow control using a reed switch is available in the following designs for use in clear process water: "BAMA\_ 1..." and "BAMA\_ 2...". Wetted materials: PVC, FKM
- The module with thermal flow control is available in the design "BAMA\_ 3..." and makes operation possible in media containing solids and at higher pressure levels / temperatures. Wetted material: Stainless steel 1.4404
- The flow limiter for eliminating peaks in flow as hydraulic conditions change over time is always fitted in conjunction with the filter module and is only available in the designs "BAMA\_ 1...": Limitation to max. 12 l/h and "BAMA\_ 2...": Limitation to max.54 l/h
- Metering module including injection valve and mixing zone, for metering of chemicals in the sample water flow for the purpose of treating sample water (e.g. adjusting pH or electrolytic conductivity). Sensors, which are not suitable for untreated sample water, can therefore be used. The metering module can also be used to chemically clean the fitting. A suitable metering pump, accessories and the appropriate treatment medium must be ordered separately.
- Hydrodynamic cleaning of the open chlorine sensors without protective diaphragm, types CLO3 / CLO4, is integrated in the sensor module
- Potential equalisation on the sensor module and also an electric earthing connector on the input module ensure faultless operation of pH and ORP sensors in the event of electrical influence



- |   |   |
|---|---|
| 1 Earthing connector  | 8 G 1/4 connector for venting   |
| 2 Hydraulic inlet with shut-off valve, horizontal or vertical connector (inlet), factory-fitted as vertical, but may be converted by the operator to horizontal | 9 Hydraulic outlet with shut-off valve, horizontal or vertical connector (outlet), factory-fitted as vertical, but may be converted by the operator to horizontal |
| 3 Direction of flow/arrow   | 10 Flow limiter   |
| 4 Particle filter, 300 micrometre (optional)  | 11 Sample valve   |
| 5 Sensor modules for pH and ORP sensors (PG 13.5 connector)   | 12 Potential equalisation connector   |
| 6 Sensor modules for amperometric sensors (G1" connector)   | 13 Injection valve with mixing device   |
| 7 Flow meter/control by means of float and reed switch or thermal flow sensor   | 14 Module carrier   |

# 1.6 Accessories Sensor Technology

## Technical Data

### Flow through the sensor bypass armature Modular BAMA

Application	'BAMA_1...' e.g. drinking water	'BAMA_2...' e.g. pool&wellness sector	'BAMA_3...' industrial water
Flow	5...25 l/h	20...60 l/h	20...100l/h

### Operating pressure/operating temperature/particle mobility

BAMA design Pressure/temperature	'BAMA_1...' at max. 25 l/h	'BAMA_2...' at max. 60 l/h	'BAMA_3...' at max. 100 l/h
Minimum priming pressure without flow limiter and with clean filter for a total of 9 modules	0.025 bar	0.050 bar	0.500 bar
Minimum priming pressure with flow limiter and with clean filter for a total of 9 modules	1.5 bar	1.5 bar	2.0 bar
Maximum operating pressure *	7.0 bar at 20 °C	7.0 bar at 20 °C	7.0 bar at 20 °C
Maximum operating temperature *	60 °C at 3.5 bar	60 °C at 3.5 bar	70°C at 3.0 bar
Particle mobility (specified with non-agglomerating, non-sedimentary model particles)	< 300 µm	< 300 µm	< 1000 µm

\* Maximum operating pressure and maximum operating temperature are limited by the specification of the weakest component fitted.

- Because the flow limiter may only be used in clear water, it is only available as standard for the 'BAMA\_1...' applications (e.g. potable water, limitation to 12 l/h, order no. 1113408) and 'BAMA\_2...' (e.g. pool&wellness sector, limitation to 54 l/h, order no. 1112443) applications together with the filter module. Blockages are thereby avoided. The flow limiter is installed on the hydraulic outlet ex-factory.
- When using sensors with a maximum operating pressure of ≤ 1.0 bar, the flow limiter can be ordered as an accessory and installed on-site at the hydraulic inlet module, provided that the system is handling filtered, clean sample water with no solids content with a particle size < 300 µm. Due to the pressure drop of 1.4 bar at the outlet of the pressure limiter, the permitted operating pressure at the inlet of the sensor bypass armature Modular BAMA is increased to max. 2.4 bar for pressure-sensitive sensors.
- Because of the continuous configuration, an additional priming pressure of 0.5 bar is to be expected when using a filter and this must be added to the minimum priming pressure values stated above.

### Wetted materials

Measurement module, flow module, metering module, flow element of filter housing	SAN, transparent
Module carrier, hydraulic inlet/outlet	PPE+PS+GF10%
Sensor adapter; flow element bracket	PPE+PS+GF30%
Filter insert	Stainless steel 1.4404
Filter bowl	PET copolymer
Ball funnel, flow nozzle	PVDF
O-rings, seals	FKM
Thermal flow sensor	Stainless steel, 1.4404
Calibration beaker	PE
Shut-off valve, sample drain valve	a) PVC in applications BAMA_1 (e.g. drinking water) and BAMA_2 (e.g. pool & wellness sector) b) PVDF in the application BAMA_3 (e.g. industrial water)
Flow sensor with float	PVC
Thermal flow sensor	Stainless steel 1.4404
Flow limiter	PVC
Potential equalisation pin	Stainless steel 1.4404
Cleaning balls, balls in the metering module	Glass



# 1.6 Accessories Sensor Technology

## Hydraulic connectors

Hose 8x5 and 12x6 mm

Hose 1/2x3/8 and 3/8x1/4 inch

Pipe DN10 horizontal

Pipe 1/2 inch MPT horizontal

## Float flow meter

Flow range for BAMA\_1 application (e.g. drinking water) 5...25 l/h

Flow range for BAMA\_2 application (e.g. pool & wellness sector) 20...60 l/h

Max. operating pressure 2 bar

Max. operating temperature 30 °C

Output signal Switching signal

Max. switching power 3W

Max. switching voltage 42 V

Max. switching current 0.25 A

Max. constant current 1.2 A

Max. contact resistance 150 mOhm

Degree of protection of the reed switch IP 65

Wetted materials PVC, FKM

## Thermal flow meter

Flow range 20...100 l/h

Accuracy at the switching point 30 l/h Better than ±10%

Output signal Switching signal; analogue signal; frequency signal; IO link;

Electrical design PNP, NPN

Max. load 300 Ω

Continuous current load of the switching output 200 mA DC

Max. voltage drop at switching output 2.5 V DC

Degree of protection IP65

Wetted materials Stainless steel, 1.4404

## Flow limiter

Minimum pressure drop 1.4 bar

Maximum pressure drop 10 bar

Flow limitation for BAMA\_1 application ( e.g. drinking water) max. 12 l/h

Flow limitation for BAMA\_2 application (e.g. pool & wellness sector) max. 54 l/h

Application Can only be used for filtered water < 300 µm

## Ambient conditions

Ambient temperature -10...60 °C

Storage temperature 10...70°C

Vibration Complies with IEC 68, Part 2-6

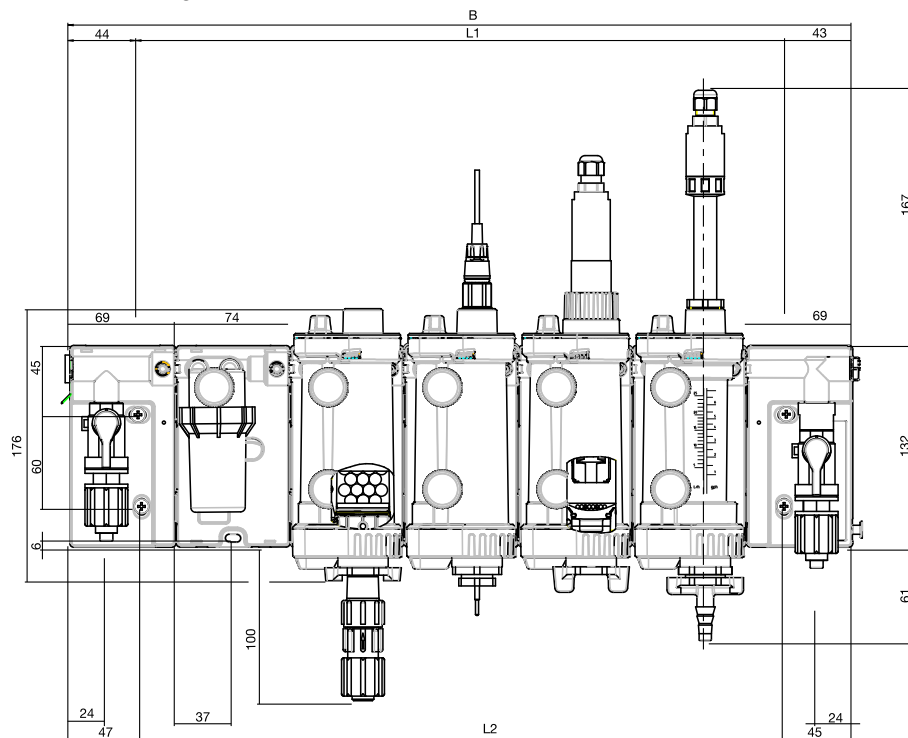
EMC In accordance with the data for the electrical components

UV Not long-term stable in direct sunlight when used outdoors

Air humidity When using flow sensors and other electrical components: max: 90%, non-condensing

# 1.6 Accessories Sensor Technology

Dimensions / weights



BAMa design example: BAMa\_EU\_1\_2\_1\_1\_X\_D\_D\_C\_1\_X\_00\_01\_00\_DE (with float flow control, e.g. for drinking water)

Number of modules	1	2	3	4	5	6	7	8	9
Width b (mm)	213	288	362	437	511	586	660	735	809
Weight (g) excluding sensors	547	842	1137	1432	1727	2022	2317	2612	2907

BAMa module	Weight (g)
Hydraulic inlet	124
Hydraulic outlet	128
Module carrier	120
Measuring module	175
Flow module	230
Filter	75
Lip valve	44
Hose connector kit	35



# 1.6 Accessories Sensor Technology

## 1.6.4 Identity Code Ordering System for Sensor Bypass Armature BAMA

BAMA	Regional design	
	EU	Europe (Standard)
	US	North America
	Application	
	1	5 ... 25 l/h, max. 60 °C at 3.5 bar (e.g. drinking water or water similar to clear water with sample water consumption saving)
	2	20 ... 60 l/h, max. 60 °C at 3.5 bar (e.g. pool & wellness sector or similarly treated water with sample water return)
	3	20 ... 100 l/h, max. 70 °C at 3.0 bar (e.g. industrial water or similar with a solids content and higher temperature requirements)
	Flow monitor module	
	X	None, (For application 3 only)
	1	Float + scale [l/h], [gph]
	2	Float + scale + reed switch (max. 2 bar)
	3	Thermal flow monitoring, (For application 3 only)
	Number of modules, PG13.5 (sensors for pH, ORP, conductivity: LF(T) line, fluoride FLEP, hydrogen peroxide H2.10P, temperature PT100, PT1000)	
	X	No module
	1	One module + sensor adapter PG 13.5
	2	Two modules + sensor adapter PG 13.5
	3	Three modules + sensor adapter PG 13.5
	4	Four modules + sensor adapter PG 13.5
	Number of modules, G 1" (amperometric sensors, conductivity sensors CCT1, CTFS via adapter G 1" - 3/4" NPT (1113353), sensor for dissolved oxygen DO3)	
	X	No module
	1	One module + sensor adapter G 1"
	2	Two modules + sensor adapter G 1"
	3	Three modules + sensor adapter G 1"
	4	Four modules + sensor adapter G 1"
	5	Five modules + sensor adapter G 1"
	Number of modules, G 3/4" (conductivity sensors LM(P) line)	
	X	None
	1	One module + sensor adapter G 3/4"
	Metering module	
	X	None
	D	With metering module
	Sample water treatment	
	0	None
	F	With filter, 300 µm, stainless steel
	D	With filter and flow limiter, (For applications 1 and 2 only)
	Sensor cleaning	
	0	None
	C	Hydrodynamic cleaning for CLO 3/4 type chlorine sensor, (For applications 2 and 3 only)
	Hydraulic connections	
	1	Hose 8x5 and 12x6 mm, (EU region only)
	2	Hose, 1/2 "x 3/8", (US region only)
	4	Pipe, DN 10, horizontal, (EU region only)
	5	Pipe, 1/4" MNPT, horizontal, (US region only)
	Status illuminated indicator	
	X	None
	Version	
	00	With ProMinent logo
	01	Without ProMinent logo
	Accessories	
	00	None
	01	Potential plug + electrical earthing
	Approvals	
	00	None
	01	CE, (Only needed with accessories 01)
	14	CE + UKCA, (Only needed with accessories 01)
	Documentation language	
	DE	German
	EN	English
	FR	French
	ES	Spanish





## 1.6 Accessories Sensor Technology

### Retrofit kits

	Order no.
Sensor module, complete	1113795
Filter module, complete	1113798
Cleaning set CLO/BAMa for CLO sensors in conjunction with sensor bypass armature BAMa	1113881
Metering module, complete	1113424

### Accessories

	Order no.
Reed switch PVC, for flow module	1118867
Thermal flow control (SA 4300)	1122791
Potential equalisation/earthing, complete	1113409
Sample valve for PG 13.5 module	1004737
Flow limiter, 12 litres, complete, f/f PVC	1117504
Flow limiter, 54 litres, complete, f/f PVC	1117493
Hydraulic short circuit, complete	1117462
Vent valve (lip valve) G 1/4 - 6x4, PVC	1113427

### Consumable Items

	Order no.
Filter insert, 300 µm, stainless steel	1105632
Cleaning balls (approx. 100)	1104267
Glass balls for metering module	1122617



## 1.6 Accessories Sensor Technology

### 1.6.5 Accessory for sensor bypass fitting type DGMa

#### Recommended Accessories

	Order no.
Plug for potential equalisation	791663
Flow sensor for flow upgrade modules	791635
Calibration cup	791229
Sample valve for PG 13.5 module	1004737
Sample valve for 25 mm module	1004739

#### Extension Modules for DGMa

For simple upgrade of an existing DGMa at a later date.

	Order no.
Flow expansion module with scale in l/h	1023923
Flow expansion module with scale in gph	1023973
Flow sensor for flow upgrade modules	791635
Expansion module for PG 13.5 sensors	1023975
Expansion module for 25 mm sensors	1023976

#### Connector Cable

For liquid potential equalisation on DGMa, DLG III, DLG IV with connector, 5 m long.

	Order no.
Connector cable	818438

#### Shut-off Ball Valve for DGMa

To isolate the bypass from the process flow

	Order no.
Stopcock	1010380

#### Mounting Kit Sensor, DGMa

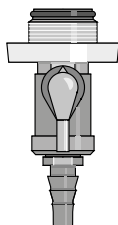
For fitting amperometric sensors with R 1" connection

	Order no.
Mounting kit, sensor/DGMa	791818

#### Sample Valve for DGMa

For PG 13.5 and 25 mm modules designed as a convenient ball valve.

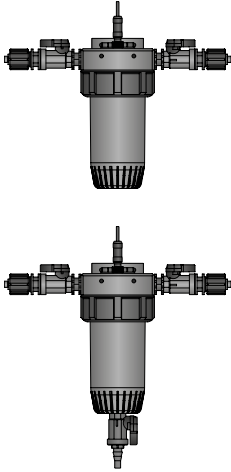
	Order no.
Sample valve for PG 13.5 module	1004737
Sample valve for 25 mm module	1004739



# 1.6 Accessories Sensor Technology

## 1.6.6 In-line Probe Housing for Sensors

### DLG III Type In-Line Probe Housing



To hold 2 sensors (conductivity, Pt 100, pH or ORP sensors) with PG 13.5 screw-in thread plus one sensor with R 1" screw-in thread (amperometric sensors) with integrated stainless steel pin as liquid reference potential.

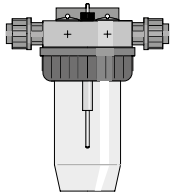
On the inlet side, the DLG III is equipped with a plastic ball valve for blocking and adjusting the sample water flow.

**Material** In-line probe housing: PVC hard  
Clear cup: Polyamide  
Ball valve: PVC hard

**Max. pressure** 1.0 bar  
**Max. temperature** 55 °C  
**Typical applications** Cooling water, slightly contaminated wastewater, turbid water, no sludge.

	Version	Max. temperature °C	Order no.
DLG III A with PVC hose connectors	for PE line Ø 8/5 mm	55	914955
DLG III A with flushing connector and PVC hose connection	for PE line Ø 8/5 mm	55	1029096
DLG III B with PVC adhesive connectors	for pipe connection Ø 16 DN 10	55	914956
Assembly kit for fitting amperometric sensors		55	815079

### DLG IV Type In-Line Probe Housing



To hold 4 sensors (pH, ORP, Pt 100, conductivity) with PG 13.5 screw-in thread. With integrated stainless steel rod as liquid reference potential. Angle for wall mounting.

**Material** In-line probe housing: PVC hard or PP  
Clear cup: Polyamide

**Max. pressure** 1.0 bar  
**Connection for sample water line** Union with d 16/DN 10 insert

	Version	Max. temperature °C	Order no.
DLG IV PP	for Ø 16/DN 10 pipe work connector	80	1005331
DLG IV PVC	for Ø 16/DN 10 pipe work connector	55	1005332

### DLG Sampling Water Cup

	Order no.
DLG III sampling water cup with back flush device	1029095

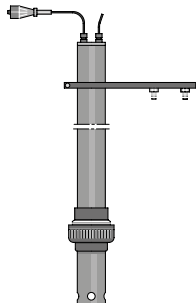


# 1.6 Accessories Sensor Technology

## 1.6.7 Immersion Fittings for Sensors

### PVC Immersion Assembly Type ETS 1 P

Immersion fitting to hold **one** conductivity, Pt 100, pH or ORP sensor with SN6 plug-in head and PG 13.5 screw-in thread. In addition, a stainless steel rod is integrated as a liquid reference potential.

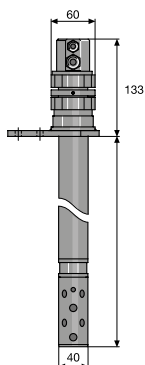


<b>Sensor connector (inner)</b>	SN6 connector
<b>Signal lead connector (outer)</b>	Coax SN6 male connector
<b>Material</b>	Rigid PVC
<b>Type of fitting</b>	Clamping flange with mounting plate
<b>Immersion depth</b>	Variable
<b>Max. temperature</b>	55 °C

	Order no.
ETS 1 P	914950

### PP Immersion Assembly Type IPHa 1-PP

Immersion fitting for holding **one** sensor (e.g. pH, ORP) with PG 13.5 screw-in thread and standard 120 mm length. The inside diameter is sized so that either pH or ORP transducers can be installed. In addition, a stainless steel rod is integrated as a liquid reference potential. The outside diameter is 40 mm. Immersion depths of 1 and 2 m are offered, however customers can independently lengthen or shorten the immersion pipe. The fitting head contains two cable connectors; measuring lines of 3-7 mm diameter can be led out.



**Note:** Measuring lines are not included in the scope of delivery.

<b>Material</b>	Fitting: PP Seals: FKM
<b>Max. temperature</b>	80 °C
<b>Pressure</b>	Installation at atmospheric pressure
<b>Immersion depth</b>	Max. 1, or 2 m; variable
<b>Immersion lance diameter</b>	40 mm

#### Dimensions Table: Flange

<b>Fixed flange</b>	DN 40
<b>Hole circle Ø K</b>	110 mm
<b>Screws</b>	4 x M16
<b>Thickness d<sub>2</sub></b>	18 mm
<b>Diameter Ø D</b>	150 mm

	Installation length m	Order no.
IPHa 1-PP	1	1008600
IPHa 1-PP	2	1008601

Other materials available on request.

FKM = Fluorine Rubber

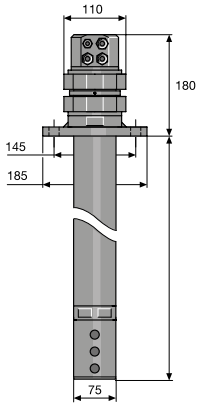
### Accessories for Fitting Type IPHa 1

	Order no.
Immersion pipe mounting for IPHa 1-PP	1008624
Clamped threaded connector with fixed flange DN 40 according to DIN 2642 for IPHa 1-PP	1008626
Clamped threaded connector for welding connection for IPHa 1-PP	1008628
Protective (weatherproofed) cover for assembly head for IPHa 1-PP	1008630
Water-retaining basin for IPHa 1-PP	1008632

# 1.6 Accessories Sensor Technology

## PP Immersion Assembly Type IPHa 3 -PP

To hold max. **three** sensors (e.g. pH, ORP, temperature) with PG 13.5 screw-in thread and standard 120 mm length. The inside diameter is dimensioned so that up to three pH, ORP or temperature transducers can be installed. In addition, a stainless steel rod is integrated as a liquid reference potential. The outside diameter is 75 mm. Immersion depths of 1 and 2 m are offered, however customers can shorten the immersion pipe themselves. The fitting head contains four cable connectors; measuring lines of 3-7 mm diameter can be led out. Measuring lines are not included in the scope of delivery. Technical data as for fitting IPHa 1, except the immersion tube diameter is 75 mm.



<b>Material</b>	Fitting: PP Seals: FKM
<b>Max. temperature</b>	80 °C
<b>Pressure</b>	Installation at atmospheric pressure
<b>Immersion depth</b>	Max. 1, or 2 m; variable
<b>Immersion lance diameter</b>	75 mm

### Dimensions Table: Flange

<b>Fixed flange</b>	DN 65
<b>Hole circle Ø K</b>	145 mm
<b>Screws</b>	4 x M16
<b>Thickness d<sub>2</sub></b>	18 mm
<b>Diameter Ø D</b>	185 mm

	Installation length m	Order no.
IPHa 3-PP	1	1008602
IPHa 3-PP	2	1008603

Other materials available on request.

FKM = Fluorine Rubber

### Accessories for Fitting Type IPHa 3

	Order no.
Immersion pipe mounting for IPHa 3-PP	1008625
Clamped threaded connector with fixed flange DN 65 according to DIN 2642 for IPHa 3-PP	1008627
Clamped threaded connector for welding connection for IPHa 3-PP	1008629
Protective (weatherproofed) cover for assembly head for IPHa 3-PP	1008631
Water-retaining basin for IPHa 3-PP	1008633



# 1.6 Accessories Sensor Technology

## Weatherproof Cover for In-line Probe Fitting Type IMA-ICT 1

For use of immersion fitting IMA- ICT 1.

Order no.

Weatherproof cover PP

1023368

## Immersion Assembly Type IMA-ICT 2

To hold one inductive conductivity sensor of type ICT 2.

<b>Material</b>	Fitting: Stainless steel 1.4404 Seal: FKM
<b>Max. temperature</b>	125 °C
<b>Max. pressure</b>	10 bar
<b>Installation length</b>	1 m
<b>Immersion lance diameter</b>	70 mm
<b>Flange</b>	Stainless steel flange DN 80 PN 16

### Dimensions Table: Flange

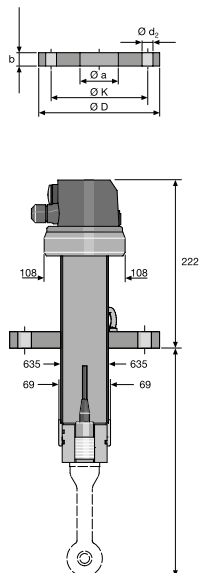
<b>Flange</b>	DN 80/PN 16
<b>Ø D</b>	200 mm
<b>Ø K</b>	160 mm
<b>Ø d<sub>2</sub></b>	8 x 18 mm
<b>b</b>	20 mm
<b>Ø a</b>	63.5 mm
<b>Screws</b>	M 16

Order no.

IMA-ICT 2

1023353

Adaptation to processes through flange installation in tank from top.



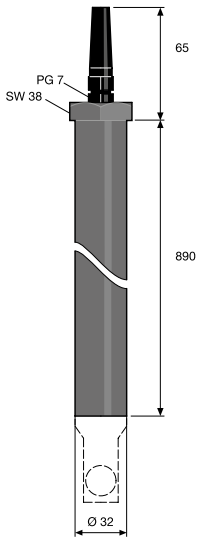
# 1.6 Accessories Sensor Technology

## Immersion Assembly Type TA-LM

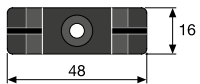
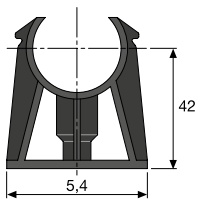
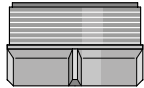
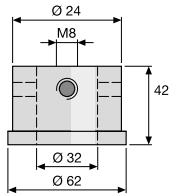
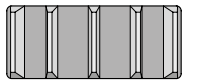
To hold **one** conductivity sensor of type LM and LMP with M 28 thread for side fastening with pipe clips (2 contained in the scope of supply) or with union nut/collar bush/screw-in part for fastening in a tank cover.

Union nut and screw-in part are to supplied by the customer (standard parts).

<b>Material</b>	PP
<b>Max. temperature</b>	70 °C
<b>Enclosure rating</b>	IP 65
<b>Max. pressure</b>	5.0 bar
<b>Immersion lance diameter</b>	32 mm
<b>Pipe length</b>	890 mm



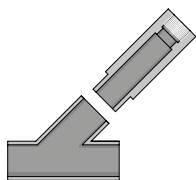
	Length mm	Order no.
TA-LM	890	1020632
Headed bush d50	-	1020634
Extension tube 1000	910	1020633



# 1.6 Accessories Sensor Technology

## 1.6.8 Installation Fittings / Adapters

1



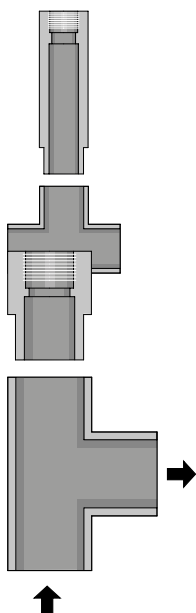
### Adapter Set (T-piece and Adapter)

For direct installation of conductivity, Pt 100, pH or ORP sensors with PG 13.5 screw-in pipework:

	Material	Order no.
90° T-piece DN 20	PVC	1001493
90° T-joint DN 25	PVC	1001494
45° T-piece DN 20	PVC	1001491
45° T-piece DN 25	PVC	1001492

### PVC Adapter Set for Type LM ... Sensors

For direct fitting of type LM conductivity sensors with 3/4" screw-in thread for measuring in the flow.



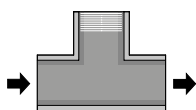
#### For LM(P) 001 conductivity sensors

The sensors are fitted in the straight section of the T-piece.

	Material	Order no.
90° T-joint DN 25	PVC	356410
Adapter DN 25 with 3/ 4" thread	PVC	356923
90° T-joint DN 25	PP	358674
Adapter with 3/4" thread	PP	356953

#### For LM(P) 01 Conductivity Sensors

The sensors are fitted in the outlet of the T-piece.



	Material	Order no.
90° T-piece DN 20 – 3/4"	PVC	356455
90° T-piece DN 20 – 3/4"	PP	356471

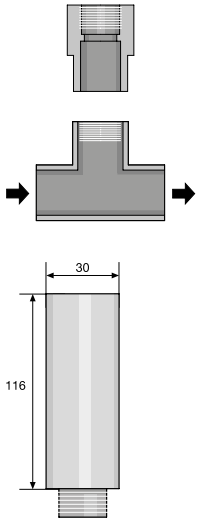




# 1.6 Accessories Sensor Technology

## For LM(P) 1 Conductivity Sensors

The sensors are fitted in the outlet of the T-piece.



	Material	Order no.
<b>Straight solvent union DN 25 – 3/4"</b>	PVC	1020616
<b>90° T-joint DN 25</b>	PVC	356410

## Adapter PP, PG 13.5

For direct installation of conductivity, Pt 100, pH or ORP sensors with PG 13.5 screw-in thread in, for example, pipework, tanks:

Max. temp: 80 °C (at atmospheric pressure)

EPDM sealing ring

	Material	Outer thread	Order no.
<b>Adapter DN 20</b>	PP	R 1/2"	1001834
<b>Adapter DN 25</b>	PP	R 3/4"	1001835

## Adapter, Stainless Steel, PG 13.5

For direct installation of conductivity, Pt 100, pH or ORP sensors with PG 13.5 screw-in thread in, for example, pipework, tanks:

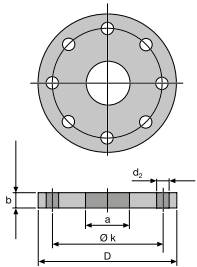
Max. temp: 180 °C (at atmospheric pressure)

FKM (fluorine rubber) sealing ring

	Material	Outer thread	Order no.
<b>Adapter DN 20</b>	SS	R 1/2"	1020737
<b>Adapter DN 25</b>	SS	R 3/4"	1020738

## Installation Kit for Type ICT 2 Sensors

For direct fitting of the inductive conductivity sensor ICT 2 in pipework and tanks.



Fixed flange	ANSI 2"	DN 50
SS 316L	300 lbs	PN 16
Hole circle	127	125
Screws	M 16	M 16
Thickness	22.2	18
Diameter	165.1	165

	Order no.
<b>Installation kit for type ICT 2 sensors</b>	1023364

### Kit consisting of

- stainless steel flange ANSI 2 inch 300 lbs, SS 316L (adaptable to DIN counter flange DN 50 PN 16)
- Nut 3/4" stainless steel

Parts that come into contact with the medium:

- Sealing disk, "2", / PTFE
- Spacer ring, PTFE
- Seal

## Set-in Nozzle for T-piece (PP), Sensor Type ICT 1

For connection of the inductive conductivity sensor ICT 1 in PP T-piece.

	Order no.
<b>Set-in nozzle external thread 2 1/4" DN 40 including FKM O-ring</b>	1023371

## T-piece Adapter (PP) for Sensor Type ICT 5

For installation of the inductive conductivity sensor ICT 5 in PP pipework.

	Order no.
<b>T-piece, PP, 1 1/2" external thread - DN 40 including EPDM O-ring</b>	1096349



# 1.6 Accessories Sensor Technology

## Solvent Threaded Union (PVC) for Sensor Type ICT 5

For installation of the inductive conductivity sensor ICT 5 in PVC pipework.

	Order no.
Solvent threaded union, PVC, 1 1/2" external thread DN40 incl. O-ring	1096348

## Installation Adapter for Sensor ICT 8 in PVC Pipes

For installation of the inductive conductivity sensor ICT 8 in PVC pipework DN 50.

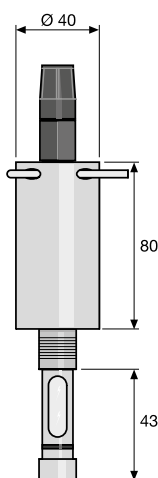
	Order no.
Installation adapter, PVC, DN 50 complete	1106570

## Retractable Sensor Housing for pH, ORP Sensors WA-PH 1

To hold **one** pH sensor with PG 13.5 screw-in thread and length of between 110-125 mm for fitting in the storage tank or in the flow. The sensor can be removed and fitted for calibration and cleaning without draining the liquid from the storage tank or without interrupting the process in the flow.

Material	PP
Max. temperature	70 °C
Max. pressure	5.0 bar
Thread	3/4"

	Order no.
WA-PH 1	1020631



## Installation Fitting INLI for Chlorine Sensor CLO

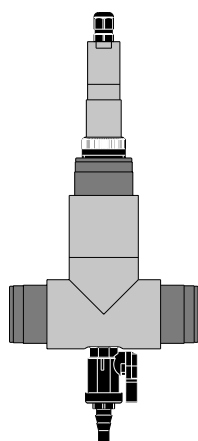
The fitting permits the installation of the sensor for free chlorine types CLO (order no. 1131658, 1131662, 1131644) and the sensor for conductivity type CCT 1-mA (order no. 1081545) for operation in the process line (G 1") or in the bypass to the process line. Use either with a free outlet or return the sample water to the process line. Sample water temperature up to 70 °C/2 bar and 40 °C/7 bar. Keep the flow constant.

Max. temperature	70 °C (at 2 bar)
Max. pressure	7 bar (at 40 °C)
Flow for operation of the sensor CLO	400 - 800 l/h
Material	
T-piece and fittings	PP
O-ring	EPDM
Sample valve	PVDF/FPM
Stopcock	PVDF/FPM
Reducer	Stainless steel 1.4571
Connectors	
Sensor	G 1"
Sample valve	G 1/4"
Hose on sample valve	6 x 4 mm
Sample water line	G 1"

	Order no.
Installation fitting for chlorine sensor CLO	1047238

## Accessories

	Order no.
Stopcock	1048213





# 1.6 Accessories Sensor Technology

## Spare Parts

	Order no.
Sampling cock	1047266

## Adapter for the Dissolved Oxygen Sensor Type DO 3-mA-20 ppm



The adapter, DN 32, PVC, is a spare part for the dissolved oxygen sensor type DO 3-mA-20 ppm. One side of the adapter has an Rp1" thread for connecting the sensor. The other side of the adapter has a glued connector for connecting to a standard PVC pipe, DN 32 (supplied by the customer) via a 45° angle (order no. 356335).

	Order no.
Reduction nipple, PVC-U, metric RP1"	356924

## 45° Bracket for the Dissolved Oxygen Sensor Type DO 3-mA-20 ppm



The 45° angle, d 40-DN 32, PVC, is a spare part for the dissolved oxygen sensor type DO 3-mA-20 ppm. One side is connected (bonded) to a standard PVC pipe, DN 32 (supplied by the customer). The other side of the angle is connected to the sensor adapter (Order no. 356924) (bonded).

	Order no.
Angle 45° 21.15.01 d40/ DN 32, PVC	356335

## 2.1 Measuring and Control Units DULCOMETER

### 2.1.1 Overview of Controllers DULCOMETER

DULCOMETER controllers provide maximum process reliability with a comprehensive range of uses. Different measured variables can be precisely determined. Depending on the application, the control action of the DULCOMETER controllers is precisely adapted to the respective requirements. Different designs enable versatile use.

#### The advantages at a glance:

- Excellent measuring reliability, for example by means of symmetrical input with pH/ORP
- Excellent measuring precision, for example by means of high-ohmic input with pH/ORP
- Minimal susceptibility to interference, for example by AC voltage interference suppression
- Two-wire system for measurements not prone to interference
- Versatile use thanks to the many options and different designs

DULCOMETER controllers, DULCOTEST sensors and ProMinent metering pumps – thereby ideally coordinating the entire control circuit with measurement, regulation, metering and registration and all from one source.

#### Controller selection table

Function	DACb	Compact	D1Cb	D1Cc
<b>Measured variables</b>				
pH	+	+	+	+
ORP	+	+	+	+
Chlorine	+	+	+	+
Chlorine dioxide	+		+	+
Chlorite	+		+	+
Bromine	+		+	+
Conductive conductivity	+	+		
Inductive conductivity		+		
Conductivity via mA	+		+	+
Peracetic acid	+		+	+
Hydrogen peroxide	+		+	+
Ozone	+		+	+
Dissolved oxygen	+		+	+
Fluoride	+		+	+
Ion-selective sensors	+			
0/4...20 mA standard signal, general measured variables	+		+	+
<b>Power supply</b>				
90 – 253V~	+	+	+	+
24 V DC	+			
<b>Method of installation, degree of protection</b>				
Wall mounted IP 65			+	
Mounted on control panel IP 54, 1/4 DIN				+
Combination housing (wall mounted, pillar assembly) IP 66 + IP 67. Mounted on control panel IP 54	+	+		
<b>Measurement</b>				
Number of measuring channels	+, 2/3	1	1	1
Sensor monitoring for pH	+	+	+	+
Temperature compensation for pH	+	+	+	+
Temperature compensation for conductivity		+		
pH compensation for chlorine	+			
<b>Control</b>				
PID controller	+	+	+	+



# 2.1 Measuring and Control Units DULCOMETER

One-way controller (e.g. with pH acid or alkali)	+	+		
Two-way controller (e.g. with pH acid and alkali)	+		+	+
<b>Function</b>	<b>DACb</b>	<b>Compact</b>	<b>D1Cb</b>	<b>D1Cc</b>
<b>Control inputs</b>				
Digital control inputs	+, 4/7	+, 1	+, 1	+, 1
<b>Control outputs</b>				
Control of metering pump by pulse frequency	+, 2/4	+	+, 2	+, 2
Control of solenoid valve/motor-driven metering pump	+	+	+	+
Flow interference variable processing via mA	+			
Flow interference variable processing via frequency (e.g. from contact water meter)	+			
Metering time monitoring with deactivation of the control variable	+	+	+	+
Output relay configurable as limit value relay	+, 2	+, 1	+, 2	+, 2
Cycle timer	+, 2		+, 2	+, 2
Real-time timer	+, 2			
<b>Outputs</b>				
0/4...20 mA analogue output	+, 2/3	+, 1	+, 1	+, 1
<b>Special functions</b>				
Data logger with SD card	+			
Web server via LAN	+			
Parameter set switch-over via timer	+			
Parameter set switch-over via contact	+			
PROFIBUS DP	+			
PROFINET	+			
Modbus RTU	+			
LTE mobile phone module for connection to DULCON-NEX	+			
Subsequent upgrading of functions via enable code	+		+	+
Operating hours counter	+		+	+

# 2.1 Measuring and Control Units DULCOMETER

## 2.1.2 Survey of Applications in Measuring and Control Technology

Company name ..... Cust. no. ....

Address: .....

Contact: .....

Phone: .....

E-mail: .....

Industrial segment/sector: .....

Description of the application: .....

Is there an analysis of the measuring solution?  yes, there is  no

**Required measuring parameters:**

Temperature (min.): ..... max.: ..... typically: .....

Pressure (min.): ..... max.: ..... typically: .....

pH value (min.): ..... max.: ..... typically: .....

ORP value (min.): ..... max.: ..... typically: .....

Conductivity of the solution (approx.): ..... µS/cm ..... mS/cm

Does the solution contain fluoride (F-)? If so, ..... mg/l ..... g/l

concentration:

Clear or turbid solution?  clear  turbid

Does the solution contain solids? If so, which / how many: .....

**Other comments**

.....  
 .....  
 .....



## 2.2 Controller DULCOMETER diaLog DACb

### 2.2.1

#### Controller DULCOMETER diaLog DACb

##### Water parameter analysis made easy – with the DULCOMETER diaLog DACb



Do you wish for a simple controller for water analysis? One that is easy to operate and with which you can freely select between all common measured variables per channel? There is one: our all-rounder DULCOMETER diaLog DACb! What is more, it is Ethernet-/LAN-capable and can be ideally integrated into existing networks.



The controller DULCOMETER diaLog DACb is our compact all-rounder for water analysis. With its specially designed functionalities, e.g. processing of interference variables and switchover of control parameters, it closes the control circuit between DULCOTEST sensors and ProMinent metering pumps. The measuring and control channels of the DULCOMETER diaLog DACb can be individually configured to meet customer requirements. Everything that you need for the reliable treatment of industrial and process water, drinking water as well as swimming pool water.

##### Your Benefits

- Simple operation thanks to a clearly arranged display
- More for your money: two measuring and control channels now in the basic configuration
- Versatile use: all common measured variables can be set per channel and subsequently altered
- Control from anywhere: LAN-capable and convenient remote access via integrated web server
- Maximum flexibility: individually adjustable to different operating statuses, e.g. day-night mode
- Excellent process reliability: avoidance of incorrect metering through time-based monitoring of control variables
- Global application options: 24 operating languages can be selected and changed
- Minimal time and effort: effortless duplication of device settings
- Precise monitoring and documentation: event, calibration and measured data logger with easy-to-access SD memory card
- Optimum communication: integration into customer networks by means of different fieldbus systems (PROFIBUS®DP, Modbus RTU)
- Connection to the DULCONNEX IIoT solution, developed by ProMinent, via LTE mobile phone module



##### Technical Details

- Measured variables: pH, ORP, chlorine, chlorine dioxide, chlorite, bromine, conductivity, peracetic acid, hydrogen peroxide, ozone, dissolved oxygen and fluoride
- Installation, degree of protection: Combination housing (wall mounting, control panel mounting, pillar assembly) IP 67 and IP 66
- Control: three measuring and control channels, each with independent monodirectional PID controller (optional: two bidirectional PID controllers)
- 24 V DC protective low voltage supply e.g. by means of solar system or in the wet area of waterworks
- Temperature compensation for pH and for chlorine dioxide process sensor CDP, pH compensation for chlorine
- Digital inputs for the processing of control signals, e.g. of sample water limit contacts, remote stop control and to monitor the liquid levels in chemical storage tanks
- Control outputs for electronically controlled metering pumps and solenoid valves
- Interference variable processing: simple control of water parameters in flowing water by processing the flow in the control algorithm
- Adaptation of the controller setpoint to changed process conditions is possible via remote control by means of the mA signal of a PLC or with more stringent requirements via the field bus option

##### Field of Application

- Measurement and control of water parameters in industrial and process water treatment plants
- Monitoring of water parameters for potable water
- Measurement of pH value and disinfection parameters in the food and beverage industry
- Measurement and control of hygiene parameters in swimming pools
- Monitoring of chlorine dioxide concentration in systems for legionella control and prevention, for example in schools, hotels or hospitals
- Measurement of disinfection parameters of irrigation and sprinkler irrigation water in horticulture



## 2.2 Controller DULCOMETER diaLog DACb

### Technical Data

#### Measured variables and measuring ranges

#### Connection type mV:

pH: 0.00 ... 14.00

ORP potential: -1500 ... +1500 mV

#### Type of connection mA (amperometric measured variables, measuring ranges corresponding to sensors):

Chlorine

Chlorine dioxide

Chlorite

Bromine

Ozone

Hydrogen peroxide (PER 1 and PEROX H-3E)

Hydrogen peroxide (PEROX H2.10 P with PEROX transducer V2 order. no. 1047979)

Peracetic acid

Dissolved oxygen

#### Type of connection mA (potentiometric measured variables, measuring ranges corresponding to transmitters):

pH

ORP potential

#### Fluoride:

via module VA and function upgrade package 3 and 4

**Conductivity mA** via sensor CCT 1-mA-20 mS/cm

#### Temperature:

via Pt 100/Pt 1000, measuring range 0 ... 150 °C

#### Resolution

pH: 0.01

ORP voltage: 1 mV

temperature: 0.1 °C

amperometric analysis (chlorine etc.): 0.001/0.01 ppm, 0.01 vol.%, 0.1 vol.%

#### Accuracy

#### Measurement input

#### Temperature compensation

#### Correction range temp.

#### pH compensation range for chlorine

#### Disturbance signals

0.3% based on the full-scale reading

pH/ORP (input resistance > 0.5 x 10<sup>12</sup> Ω)

Pt 100/Pt 1000 for pH, chlorine dioxide (CDP) sensor and fluoride 0...100 °C

Sensor CLE 3 and CLE 3.1: 6.5 ... 8.5, sensor CBR: 6.5 ... 9.5

Flow via 0/4 ... 20 mA signal or contact water meter, 1 - 500 Hz. The multiplicative interference variable can influence all channels, while the additive interference variable only influences one channel.

#### Control characteristic

#### Control

#### Analogue outputs

P/PID control

2 or 3 bidirectional controls

2 (3) x 0/4 ... 20 mA electrically isolated, max. load 450 Ω, range and assignment (measured, correction, control variable) can be set

#### Control outputs

2 (4) pulse frequency outputs for controlling metering pumps

2 relays (limit value or pulse length control)

250 V ~3 A, 700 VA contact type, changeover

#### Alarm relay

#### Digital control inputs

4 (7) as a remote control input for the functions pause control/sample water fault, parameter set switch-over, level monitoring of chemical tanks

#### Electrical Connection

#### Field bus connection

#### Ambient temperature

#### Enclosure rating

100 – 230 V, 50/60 Hz, 25 VA, optional 24 V DC

PROFIBUS® DP, Modbus RTU, PROFINET

0 ... 50 °C (for use indoors or with a protective enclosure)

Wall-mounted: IP 66 and IP 67 (NEMA 4X)

Mounted in control cabinet: IP 54 for control cabinet door

CE and MET (corresponding to UL as per IEC 61010)

#### Tests and approvals

#### Housing material

#### Dimensions

#### Weight

PC with flameproofing equipment

250 x 220 x 122 mm (WxHxD)

1.3 kg





## 2.2 Controller DULCOMETER diaLog DACb

### Standard equipment with basic measured variable

- PID controller with pulse frequency-based metering pump control for 2 metering pumps.
- 2 analogue outputs for measured value, correction value or control variable (depending on the optional equipment).
- 4 digital inputs for sample water fault detection, level switch, pause and parameter switch-over.
- 2 output relays can be programmed either as output for limit value, cycle timer, real-time timer or control output (depending on the optional equipment).
- Measured variables and language selection during commissioning.
- Temperature compensation of the pH, chlorine dioxide (CDP) and fluoride measurement via Pt100/Pt1000.
- 24 operating languages: all European languages as well as Chinese, Russian, Thai, Korean. The operating language is selected during commissioning and can be changed at any time by a keyboard shortcut. The documentation language is selected via the identity code. A data carrier is also supplied that contains all other languages.
- Device parametrisation is saved and transferred on an SD card.
- Calibration and event data logger (without SD card, data is saved in the controller).
- Interference variable processing (flow) via frequency (contact water meter).
- Subsequent upgrade of the software function by means of an activation key or firmware update.

### Description of the possible measured variables as basic measured variables:

#### Module VA mV/temperature + mA sensor input:

- 1 sensor input for pH or ORP sensor and temperature sensor Pt100/Pt1000
- 1 sensor input for connecting, e.g. chlorine sensors, such as CBR or pH transducer pHV1 and fluoride including interference variable or pH compensation for chlorine.

#### Module AA mA/mA sensor input:

- 2 sensor inputs for connecting, e.g. chlorine sensors, such as CBR or pH transducer pHV1, including interference variable or pH compensation for chlorine.

#### Module VV mV/mV temperature sensor input:

- 2 sensor inputs for connecting pH and ORP sensors and temperature sensors Pt100/Pt1000, e.g. of type PHER, RHER, PHEI, RHEIC, Pt100SE

#### Module L3 conductivity temperature sensor input:

- 2 sensor inputs for connecting conductive conductivity sensors and temperature sensors Pt100/Pt1000, e.g. of type LFT, LMP

### Optional equipment for third pH measuring channel

#### Package 2

- Third measuring and control variable pH via mV or mA with or pH compensation for chlorine without external setpoint specification via analogue signal for channel 1 without flow interference variable via mA for channel 1
- Third analogue output.
- Three additional digital inputs, e.g. for level monitoring, pause and sample water alarm.
- Control two additional metering pumps.

#### Package 3

- Third complete measuring and control channel, any measured variable, with PID controller.
- Third analogue output for measured value, correction value or control variable (depending on the optional equipment).
- Three additional digital inputs, e.g. for level monitoring, pause and sample water alarm.
- Temperature compensation of the pH, chlorine dioxide (CDP) and fluoride measurement.

#### Package 4

- Combination of packages 2 and 3 (only one channel for amperometric sensors is available with the mA interference variable).

### Communication options

- Measurement data logger with SD card.
- Visualisation of the measured data using a web server via LAN and PC/tablet PC and web browser.
- PROFIBUS DP, Profinet or Modbus RTU.

### Hardware upgrade

- Protective RC circuit for output relay: Protects the output relay if inductive loads are to be switched (e.g. solenoid valves or motors). Not with 24 V DC electrical connector.

## 2.2 Controller DULCOMETER diaLog DACb

### A complete measuring station comprises:

- Transmitter/controller DACb (see identity code)
- Fitting: BAMA, DGMa..., DLG III ..., immersion fitting
- pH sensor (depending on identity code)
- ORP sensor (depending on identity code)
- Chlorine, chlorine dioxide, chlorite, bromine, dissolved oxygen sensor
- Transducer for pH or ORP dependent on the cable length (> 10 m)
- Sensor cable

(for further information: Immersion fittings, see page → 146; pH sensors with SN6 plug-in head or VARIO Pin, see page → 58; ORP sensors with fixed cable, see page → 94; sensors for chlorine, see page → 14; 4 ... 20 mA transmitter (two-wire system), see page → 238; sensor accessories, see page → 131)

### Accessories for Controller DULCOMETER diaLog DACb

	Order no.
Cable combination, coaxial, Ø 5 mm 0.8 m - SN6 - pre-assembled	1024105
Cable combination, coaxial, Ø 5 mm 2 m - SN6 - pre-assembled	1024106
Cable combination, coaxial, Ø 5 mm 5 m - SN6 - pre-assembled	1024107
SN6 coaxial connector, retrofit component, D1Cb, DAC, DCCa	1036885
Fitting kit for DAC control panel installation	1041095
Retrofit kit DACa/DACb RC module	1075226
512 MB SD memory card, industrial	732483



# 2.2 Controller DULCOMETER diaLog DACb

## 2.2.2 Identity Code Ordering System for diaLog DACb, Wall Mounting IP 67

DACb	Type of mounting	Version	Operating voltage	Basic measured variables	Extended functions	Software default settings	Connection of the measured variables	Digital sensor / actuator connectors	Communication interface	Data logger	Hardware expansion	Approvals	Certificates	Documentation language
	W S	00	4 6	VA AA VV L3	0 2 3 4	0	0 1	0	0 A B D E G	0 1	0 1	01 03 07 08	0	00 DE EN ES FR BG CS DA SV ET EL FI HR HU IT JA KO LT LV NL PL PT RO SL
	Wall mounting Control panel mounting	With ProMinent logo	24 V DC 100 - 230 V 50/60 Hz	2 measuring and control channels, connector type mV/temperature + mA, e.g. for pH + chlorine sensors or pH + fluoride 2 measuring and control channels, connector type mA + mA, e.g. for chlorine dioxide/chlorite sensors 2 measuring and control channels, connector type mV/temperature + mV temperature, e.g. for pH + ORP or two pH sensors 2 measuring and control channels, connector type: conductive conductivity and temperature via Pt100/Pt1000	None Package 2: external setpoint specification via mA, all acting on channel 1, additionally: 2 pump outputs, 3 digital control inputs, 1 mA output Package 3: third measured variable of your choice + control, additionally: 2 pump outputs, 3 digital control inputs, 1 mA output Package 4: Combination of packages 2 and 3	No default	All sensor inputs via terminal Max. 2 mV inputs via SN 6 coaxial connector	None	None Modbus RTU, terminal Profibus DPV1, terminal LTE mobile phone module for connection to DULCONNEX LAN with web server, connection via M12 C coded Profinet (2xM12)	No data logger With data logger	None Protective RC circuit for switching inductive loads via the output relay, e.g. DF2a, solenoid valves	CE (Standard) CE + EAC MET (USA) CE + MET (Europe)	None	No document German English Spanish French Bulgarian Czech Danish Swedish Estonian Greek Finnish Croatian Hungarian Italian Japanese Korean Lithuanian Latvian Dutch Polish Portuguese Romanian Slovenian





## 2.2 Controller DULCOMETER diaLog DACb

### 2.2.3 Function Upgrade for Measuring and Control System diaLog DACb

**Requirement:**

**Channel 3 must be available in the controller. Missing hardware can only be retrofitted in the factory.**

Channel 3 can be enabled from either package 2 or package 3. The packages correspond to the ones also described in the identity code. The data logger function can always be enabled.

**The enable code can only be used for the relevant controller with the specified serial number.**

The enable code can be transmitted via email and is then entered via the controller keypad. The enabled function is then immediately available and need only be activated and parametrised.

The following information must be available to determine the enable code:

- The serial number of the controller in question (see operating menu under "Diagnostics", "Device information") and
- the desired upgrade package.

		Order no.
<b>Upgrade: Package 2 to package 3</b>	Based on package 2	1047874
<b>Upgrade: Package 2 to package 4</b>	Based on package 2	1047875
<b>Upgrade: Package 3 to package 4</b>	Based on package 3	1047876
<b>Upgrade: Data logger</b>	Based on 0=no data logger	1047877

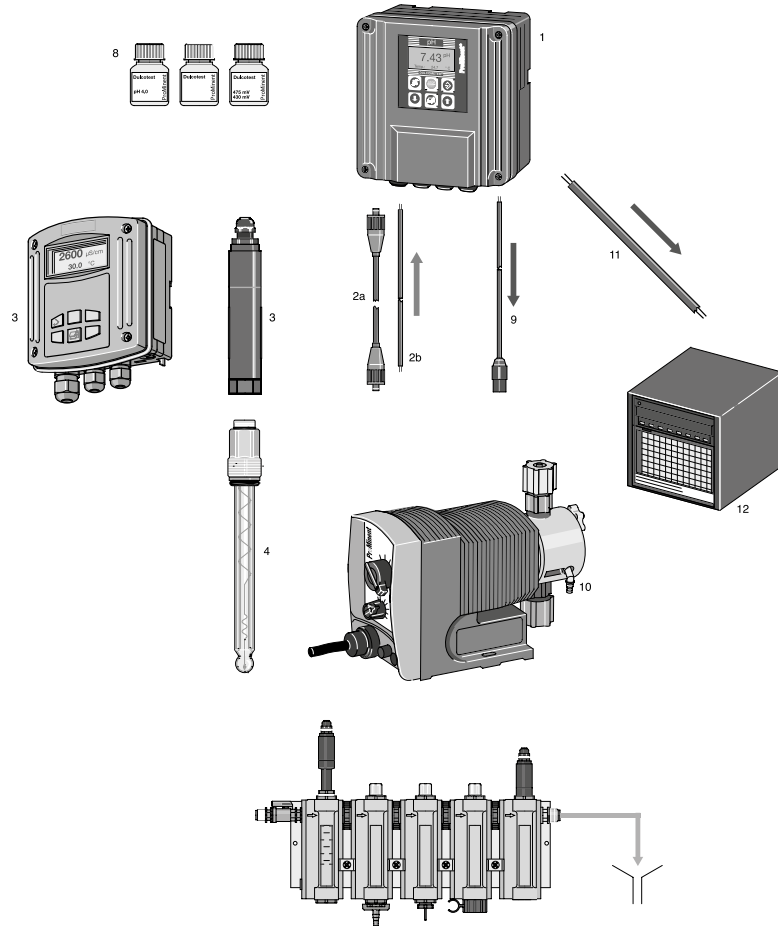
## 2.2 Controller DULCOMETER diaLog DACb

### 2.2.4 DACb Application and Ordering Examples

The application examples contain typical combinations of components for measuring stations in applications in the areas of swimming pool, drinking water, wastewater and the food industry.

#### Measuring and Control Systems Consist of

- 1 Controller e.g. DACb
- 2a Measuring line e.g. coaxial cable for pH and ORP sensors Pt 100/, Pt 1000
- 2b 2-core measuring line for amperometric sensors with mA signal and transducer
- 3 4 ... 20 mA transducer (for two wire system), DMTa or pH V1
- 4 Sensor, e.g. pH single-rod sensor
- 5 Installation fitting e.g. in-line probe housing type DGMA
- 6 Stopcock for sample water line
- 7 Sample valve
- 8 Buffer solutions (pH/ORP)
- 9 Control cable (control of a metering pump)
- 10 Actuator e.g. Beta® metering pump



#### Examples for:

- 1 Treatment of swimming pool water
- 2 Monitoring of potable water
- 3 Monitoring of waste water (pH neutralisation)
- 4 Applications in the food industry
- 5 Odour reduction applications (clarification plants)



## 2.2 Controller DULCOMETER diaLog DACb

### 2.2.5 Application Examples, Treatment of Swimming Pool Water

#### Private swimming pool with measurement and metering of acid and chlorine based on the ORP value

##### Tasks and applications

The pool water of a private outdoor swimming pool, used for only a short time every year, is to be treated. Sulphuric acid is used to correct the pH and sodium-calcium hypochlorite is used as a disinfectant. The disinfectant is to be regulated on the basis of the ORP value (a comparative check with a DPD 1 measurement should be carried out at regular intervals, likewise calibration of the pH sensor).

Type DF2a peristaltic pumps are to be controlled. The sample water flow is to be monitored and upon failure, the controller should stop.

##### Components of the measuring/control station

Qty		Order no.
1	2-channel controller for pH and ORP diaLog DACb with data logger and protective RC circuit	DACBW006VW0000011010EN
1	pH Sensor PHES 112 SE	150702
2	Cable combination, coaxial, Ø 5 mm 2 m - SN6 - pre-assembled	1024106
1	ORP Sensor RHES-Pt-SE	150703
1	Bypass fitting BAMA with two PG 13.5 modules and sensor adapter	BAMAEU222XXXF01X000001EN
4 m	Two-wire measuring line 2 x 0.25 mm <sup>2</sup> Ø 4 mm	725122

##### Benefits

- Simple operation, controller with plain text operator guidance in 24 languages
- Recording of measured data
- Automatically correct pH value and correct disinfectant concentration
- All products are selected to operate correctly with each other

#### Hotel swimming pool (public swimming pool) with measurement and control of the chlorine concentration and the pH value and measurement of the redox potential

##### Task and conditions of use

The pool water of a hotel swimming pool, frequently used by guests, is to be treated. Sulfuric acid is used to correct the pH and sodium-calcium hypochlorite is used as the disinfectant. The disinfectant is to be regulated by measuring the chlorine (a comparative calibration with a DPD 1 measurement should be carried out at regular intervals, likewise calibration of the pH sensor). An ORP measurement is to provide information about the disinfection effect. The measured values are to be recorded. The responsible caretaker would like to see the measured values and messages on his smartphone. To achieve this, a DACb is connected to an existing Wi-Fi network. Type DF2a peristaltic pumps are to be controlled. The sample water flow is to be monitored and, in the event of failure, the controller is to stop.

##### Components of the measuring/control station

Qty		Order no.
1	3-channel controller for pH, ORP and chlorine diaLog DACb with data logger, web interface and protective RC circuit	DACBW006VW3000E11010EN
1	pH Sensor PHES 112 SE	150702
1	Cable combination, coaxial, Ø 5 mm 2 m - SN6 - pre-assembled	1024106
1	ORP Sensor RHES-Pt-SE	150703
1	Sensor connection cable, coaxial 2 m, SN 6 pre-assembled	1005672
1	Sensor for free chlorine CBR 1-mA-2 ppm	1038015
-	Bypass fitting BAMA with two PG 13.5 modules and sensor adapter	BAMAEU222XXXF01X000001EN
8 m	Two-wire measuring line 2 x 0.25 mm <sup>2</sup> Ø 4 mm	725122

##### Benefits

- Simple operation, controller with plain text operator guidance in 24 languages
- View measured values and messages on a PC or smartphone
- Recording of measured data
- Automatically correct pH value and correct concentration of disinfectant
- All products are pre-selected to coordinate with each other



## 2.2 Controller DULCOMETER diaLog DACb

### Private swimming pool with measurement of free chlorine and pH value

#### Task and conditions of use

The pool water of a frequently-used private indoor swimming pool is to be treated. Sulphuric acid is used to correct the pH and sodium-calcium hypochlorite is used as a disinfectant. The disinfectant is to be regulated on the basis of the chlorine concentration (a comparative calibration with a DPD 1 measurement should be carried out at regular intervals, likewise calibration of the pH sensor). Beta® 4b metering pumps are to be controlled.

#### Components of the measuring/control station

Qty		Order no.
1	2-channel controller for pH and chlorine diaLog DACb with data logger	DACBW006VA0000011010EN
1	Chlorine sensor CLE 3-mA 2 ppm	792920
8 m	Two-wire measuring line 2 x 0.25 mm <sup>2</sup> Ø 4 mm	725122
1	pH Sensor PHES 112 SE	150702
1	Cable combination, coaxial, Ø 5 mm 2 m - SN6 - pre-assembled	1024106
1	Bypass fitting BAMA with one PG 13.5 module and one G 1" module and sensor adapter	BAMAEU2211XXF01X000001EN

#### Benefits

- Simple operation, controller with plain text operator guidance
- Recording of measured data
- Automatically correct pH value and direct measurement and control of chlorine concentration
- All products are matched





## 2.2 Controller DULCOMETER diaLog DACb

### 2.2.6 Application Examples, Potable Water Monitoring

#### Measurement and control of ozone in waterworks for pre-oxidation of the raw water

##### Tasks and applications

In the treatment of potable water in a waterworks a measuring and control station is needed at the pre-oxidation stage at the inlet to the waterworks for the ozone oxidising and disinfectant agent used. With a constant flow, the fluctuating attrition of the ozone, caused by the changing quality of the raw water, is to be compensated on the basis of the measured variables. The following conditions must be met:

- Oxidising agent/disinfectant: Ozone with a concentration to be set to 0.2 ppm
- Raw water: Surface water with a pH of 7.3-7.6 and a temperature of 5 °C-17 °C
- Installation of the measuring station in the bypass of the process flow
- Alarm to signal transgression of upper and lower limit values
- Display of measured results and calibration via a measuring instrument in the proximity of the bypass installation and transmission of the measured value to the control desk via an electrically isolated 4-20 mA signal
- Alarm to signal lowering of sample water flow

##### Components of the measuring/control station

Qty		Order no.
1	2-channel controller for ozone diaLog DACb with data logger	DACBW006VA0000011010EN
1	Ozone sensor OZE 3-mA-2 ppm	792957
8 m	Two-wire measuring line 2 x 0.25 mm <sup>2</sup> Ø 4 mm	725122
1	Bypass fitting BAMA with two PG 13.5 modules and sensor adapter	BAMAEU222XXXF01X000001EN

##### Benefits

- Simple operation, controller with plain text operator guidance
- Signalling via a limit value relay if the setpoint has been reached after 5 minutes.
- All products are matched

#### Measurement and control of free chlorine with feedforward control in a waterworks

##### Task and conditions of use

A measuring and control system is needed for the 'free chlorine' disinfectant in the treatment of drinking water in a waterworks. Metering is largely proportional to the flow (MID 4...20 mA). However control should also be proportionately dependent on measured value to compensate for peaks in chlorine consumption, for instance in the event of rainfall. The following conditions must be met:

- Disinfectant: free chlorine with an adjustable concentration of 0.2 mg/l
- Raw water: source water with a pH of 7.0 – 7.5 and a temperature of 1 – 13 °C
- Installation of the measuring station in the bypass of the process flow
- Display of measured results and calibration via a measuring instrument in the proximity of the bypass installation and transmission of the measured value and control variable to the control panel via PROFIBUS DP
- Alarm to signal the lowering of sample water flow (via PROFIBUS DP)
- Alarm signalling the transgression of the preset upper and lower limit values (via PROFIBUS DP)
- The measured data are to be recorded in the controller.

##### Components of the measuring/control station

Qty		Order no.
1	2-channel controller for chlorine diaLog DACb with data logger	DACBW006VA0000011010EN
1	Chlorine sensor CLE 3-mA-0.5 ppm	792927
8 m	Two-wire measuring line 2 x 0.25 mm <sup>2</sup> Ø 4 mm	725122
1	Bypass fitting BAMA with two PG 13.5 modules and sensor adapter	BAMAEU222XXXF01X000001EN

## 2.2 Controller DULCOMETER diaLog DACb

### Benefits

- Precise, self-regulating disinfection by a fully automated measuring and control system
- Flow-proportional control can be safeguarded by proportionate control dependent on measured value to combat peaks in consumption
- Reliable, safe operation thanks to alarm signalling in the event of limit violation and lowering of sample water flow
- The control is monitored by transmission of the measured value and control variable via the PROFIBUS DP to the control panel

### Waterworks with control measurement of chlorine

#### Task and conditions of use

The chlorine concentration in the outlet of a waterworks is to be monitored. Metering is performed with the volume proportional to the water flow. A magnetically induced flow meter with a 4-20 mA output signal directly controls a metering pump.

If the setpoint is not reached for at least 5 minutes, then a limit value relay should switch and signal via a signal generator that the stroke length of the metering pump must be increased. Conversely, monitoring should also be performed to determine if too much chlorine has been dosed (calibration of the chlorine sensor should be performed at regular intervals by means of a DPD 1 comparative measurement).

#### Components of the measuring/control station

Qty		Order no.
1	2-channel controller for chlorine with interference variable processing diaLog DACb with data logger and PROFIBUS-DP	DACBW006VA0000B11010EN
1	Chlorine sensor CLE 3-mA-0.5 ppm	792927
8 m	Two-wire measuring line 2 x 0.25 mm <sup>2</sup> Ø 4 mm	725122
1	Bypass fitting BAMA with two PG 13.5 modules and sensor adapter	BAMAEU222XXXF01X000001EN

### Benefits

- Precise, self-regulating disinfection by a fully automated measuring and control system
- Flow-proportional control can be safeguarded by proportionate control dependent on measured value to combat peaks in consumption
- Reliable, safe operation thanks to alarm signalling in the event of limit violation and lowering of sample water flow
- The control is monitored by transmission of the measured value and control variable via the PROFIBUS DP to the control panel

### Waterworks with measurement of chlorine dioxide

#### Task and conditions of use

The chlorine concentration in the outlet of a water works is to be monitored. Metering is performed with the volume proportional to the water flow. A magnetic flow meter with a 4-20 mA output signal directly controls a metering pump.

If the setpoint is not reached for at least 5 minutes, then a limit value relay should switch and signal via a signal generator that the stroke length of the metering pump must be increased. Conversely, monitoring should also be performed to determine if too much chlorine has been dosed (calibration of the chlorine sensor should be performed at regular intervals by means of a DPD 1 comparative measurement).

#### Components of the measuring/control station

Qty		Order no.
1	2-channel controller for chlorine dioxide diaLog DACb with data logger	DACBW006VA0000011010EN
1	Chlorine dioxide sensor CDE 2-mA-0.5 ppm	792930
8 m	Two-wire measuring line 2 x 0.25 mm <sup>2</sup> Ø 4 mm	725122
1	Bypass fitting BAMA with two PG 13.5 modules and sensor adapter	BAMAEU222XXXF01X000001EN

### Benefits

- Simple operation, controller with plain text operator guidance
- Recording of measured data
- Primarily, chlorine dioxide metering proportional to flow. Where this is not possible additive measured-value dependent control
- All products are matched



## 2.2 Controller DULCOMETER diaLog DACb

### Legionella prevention in public buildings

#### Task and conditions of use

The chlorine dioxide and the chlorite concentration are to be monitored and recorded in the freshwater distribution system of a public building for the prevention of legionella. Chlorite is a disinfection by-product of chlorine dioxide that arises if germs have been killed. The chlorite concentration is limited using a limit value of 0.2 mg/l.

#### Components of the measuring/control station

Qty		Order no.
1	2-channel controller for chlorine dioxide and chlorite diaLog DACb with data logger	DACBW006AA0000011010EN
1	Chlorine dioxide sensor CDE 2-mA-0.5 ppm	792930
15 m	Two-wire measuring line 2 x 0.25 mm <sup>2</sup> Ø 4 mm	725122
1	Chlorite sensor CLT 1-mA-0.5 ppm	1021596
1	Bypass fitting BAMA with two G 1" modules and sensor adapter	BAMAEU22X2XXF01X000001EN

#### Benefits

- Simple operation, controller with plain text operator guidance
- Recording of all measured data
- Upon exceeding of the chlorite limit value, a limit value relay switches the chlorine dioxide metering off or to a basic load.
- All products are matched

### Oxidation of well water with hydrogen peroxide

#### Task and conditions of use

The water drawn from a deep well is to be oxidised using hydrogen peroxide. The addition of hydrogen peroxide is to be measured. Metering is dependent on the measured value.

If with a control variable of 60% the setpoint is reached after 1 hour, then metering should enter the basic load settings and an alarm should be set (a calibration of the hydrogen peroxide sensor using a comparative measurement is required at regular intervals).

#### Components of the measuring/control station

Qty		Order no.
1	2-channel controller for hydrogen peroxide diaLog DACb with data logger	DACBW006VA0000011010EN
1	Hydrogen peroxide sensor PER 1-mA-2000 ppm	1022510
8 m	Two-wire measuring line 2 x 0.25 mm <sup>2</sup> Ø 4 mm	725122
1	Bypass fitting BAMA with one G 1" module and sensor adapter	BAMAEU22X1XXF01X000001EN

#### Benefits

- Hygienic trouble-free well water
- Simple operation, controller with plain text operator guidance
- Recording of measured data
- If the setpoint has not been reached within 1 hour, the dosing monitor signals via the alarm relay and sets control to an adjustable basic load
- All products are matched

## 2.2 Controller DULCOMETER diaLog DACb

### 2.2.7 Application Examples, Wastewater Monitoring

#### Neutralisation of the wastewater of an industrial plant (non-steady receipt of water)

##### Task and conditions of use

Turbid wastewater with a significantly fluctuating pH value and intermittent occurrence is to be neutralised in batch operation. The wastewater is pumped into an interim tank and is neutralised using acid and alkali. The pH value should be measured and regulated in a stirred batch storage tank. The pH sensor should be fitted at a typical position on the tank using an immersion fitting. Once it has been neutralised the water is pumped onwards, and the pH value should be controlled again in this pipe.

The DACb controller data logger automatically records the pH values and temperatures of both pH measuring points. In parallel, a digital input is used to record the end position switch of the storage tank outlet. In this way, it can be precisely determined how high the pH value was at the time of draining. Any limit value transgressions that may have occurred is also recorded in the data logger. If a limit value transgression occurs, the shut-off valve closes automatically. A neutral zone is additionally defined in the controller. If the pH value comes within this neutral zone, no control takes place. There may be solids in the wastewater.

##### Components of the pH measuring/control station in the collection tank

Qty		Order no.
1	2-channel controller for pH and ORP diaLog DACb with data logger and protective RC circuit	DACBW006V0000011010EN
1	Cable combination coaxial 5 m-SN6, shield connection	1024107
1	pH Sensor PHER 112 SE	1001586
1	Pt 100 SE temperature sensor	305063
1	Cable combination of control line 5 m SN6, open end (Pt 100, Pt 1000)	1003208
1	Immersion fitting with 3 sensor slots IPHa 3-PP	1008602
1	Cable combination coaxial 5 m - SN6 - pre-assembled	1008633

##### Components of the measuring/control station in the outlet

Qty		Order no.
1	pH Sensor PHER 112 SE	1001586
1	Cable combination coaxial 5 m-SN6, shield connection	1024107
1	Retractable process assembly WA-PH 1	1020631

Note: other sensors may also be used depending on the quality of the wastewater (see selection guide for pH sensors DULCOTEST)

With seriously contaminated wastewater with solid matter content

Qty		Order no.
1	pH Sensor PHEX 112 SE	305096

with clear wastewater

Qty		Order no.
1	pH Sensor PHEP 112 SE	150041

##### Benefits

- Simple operation, controller with plain text operator guidance in 24 languages
- Recording of all measured data and the opened or closed status of the shut-off valve
- pH limit value monitoring of drainage water
- pH control and final checking in a controller
- All products are selected to operate correctly with each other

## 2.2 Controller DULCOMETER diaLog DACb

### Neutralisation of the wastewater of an industrial plant (continuous receipt of water)

#### Task and conditions of use

In an industrial plant, wastewater arises in a continuous manner (continuous production), and can be acidic or alkaline. The water runs through a manifold. The flow volume is measured using a MID flow meter because the flow varies within wide limits. There is a pH sensor with a pH sliding and retractable assembly in the pipework with which the pH value is adjusted. Further along the pipework the pH value is monitored once again as a final check.

The flow signal of the flow meter is evaluated as a multiplicative interference variable in the DACb controller, i.e. this flow signal = disturbance variable is used to evaluate the controller control variable (control of the metering pumps) in a flow-dependent manner. In the event of a similar control deviation (deviation of the actual value from the setpoint), for example, with a small flow, less acid or alkali is needed than with a larger flow. This information makes it easier for the controller to adhere to the setpoint. In the absence of this flow information, a PID controller alone could not perform such a task or could only perform it with great difficulty. What's more, a neutral zone is defined in the controller. If the pH value is within this neutral zone, no control takes place.

There may be solids in the wastewater.

The DACb controller data logger automatically records the pH values and temperatures of both pH measuring points. Any limit violations that may have occurred are also recorded in the data logger.

#### Components of the measuring/control station in the collection tank

Qty		Order no.
1	2-channel controller for 2 x pH and temperature diaLog DACb with data logger	DACBW006W0000011010EN
1	pH Sensor PHER 112 SE	1001586
1	Cable combination coaxial 5 m-SN6, shield connection	1024107
1	Retractable process assembly WA-PH 1	1020631

#### Components of the measuring/control station in the outlet

Quantity		Order no.
1	pH Sensor PHER 112 SE	1001586
1	Cable combination coaxial 5 m-SN6, shield connection	1024107
1	Retractable process assembly WA-PH 1	1020631

Note: other sensors may also be used depending on the quality of the wastewater (see selection guide for pH sensors DULCOTEST)

With seriously contaminated wastewater with solid matter content

Quantity		Order no.
1	pH Sensor PHEX 112 SE	305096

With clear wastewater

Quantity		Order no.
1	pH Sensor PHEP 112 SE	150041

#### Benefits

- Simple operation, controller with plain text operator guidance in 24 languages
- Processing of the flow signal as a disturbance variable
- Recording of all measured data and the opened or closed status of the shut-off valve
- pH limit value monitoring for the wastewater
- pH control and final checking in a controller
- All products are selected to operate correctly with each other



## 2.2 Controller DULCOMETER diaLog DACb

### 2.2.8 Application Examples in the Food Industry

#### Bottler disinfection in the beverage industry

##### Task and conditions of use

Continuous disinfection of the filler with disinfection solution means this sensitive part of the bottling process is reliably sterilised. Continuous spraying with disinfectant solution means high hygiene requirements are fulfilled.

The disinfectant solution comprises water with additional chlorine dioxide. The concentration of the chlorine dioxide is measured and set to the desired value using the DACb controller. From time to time the chlorine dioxide concentration must be increased.

An alternative parameter set can be activated in the DACb via a switch input. In this way, a switchover, regularly required, can be carried out smoothly without the need for continual adaptation of the setpoint in the controller menu.

The measured data is to be recorded.

##### Components of the measuring/control station

Qty		Order no.
1	2-channel controller for chlorine dioxide diaLog DACb with data logger	DACBW006VA0000011010EN
1	Chlorine dioxide sensor CDR 1-mA-2 ppm	1033393
10 m	Two-wire measuring line 2 x 0.25 mm <sup>2</sup> Ø 4 mm	725122
1	Bypass fitting BAMA with one G 1" module and sensor adapter	BAMAEU22X1XXF01X000001EN

##### Benefits

- Simple operation, controller with plain text operator guidance in 24 languages
- Recording of all measured data
- Switchover of control parameters via an external potential-free contact
- All products are selected to operate correctly with each other

#### Irrigation water disinfection for useful plants

##### Task and conditions of use

The irrigation water from e.g. salad seedlings is drawn from a well. The water could be contaminated with germs which could harm the salad seedlings. To prevent this, the irrigation water is disinfected using chlorine dioxide. The irrigation water requirement is always constant.

The irrigation water may contain suspended matter.

##### Components of the measuring/control station

Qty		Order no.
1	3-channel controller for the measurement and control of chlorine dioxide concentration and the measurement of the pH value and electrolytic conductivity, diaLog DACb, with data logger and web interface	DACBW006VA3000E10010EN
1	Chlorine dioxide sensor CDR 1-mA-2 ppm	1033393
5 m	Coaxial cable, Ø 5 mm, 10.0 m	305040
1	pH Sensor PHER 112 SE	1001586
1	Cable combination coaxial 5 m - SN6 - pre-assembled	1008633
1	Conductivity sensor CCT 1-mA-20 mS/cm	1081545
5 m	Cable type LKT 4 x 0.5 mm <sup>2</sup> and shield for connection of the CCT 1	723612
1	Bypass fitting BAMA with one G 1" module and sensor adapter	BAMAEU22X1XXF01X000001EN
5 m	Two-wire measuring line 2 x 0.25 mm <sup>2</sup> Ø 4 mm	725122

##### Benefits

- Simple operation, controller with plain text operator guidance in 24 languages
- Processing of the irrigation water flow signal as an interference variable
- Recording of all measured data
- All products are pre-selected to coordinate with each other

## 2.2 Controller DULCOMETER diaLog DACb

### 2.2.9 Odour Reduction Application Examples (Clarification Plants)

#### Exhaust air scrubbers, clarification plants or fragrance production

##### Task and conditions of use

The odorous components of the exhaust air from a clarification plant are to be scrubbed out using an exhaust air scrubber and oxidised using hydrogen peroxide. Here the hydrogen peroxide concentration is to be regulated to maintain 100 mg/l. As the exhaust air is acidic, the pH value is to be regulated to maintain 7.2. The measured values are to be recorded. The scrubbing water temperature can vary widely in the range 5 - 35 °C. Beta® 4b metering pumps are to be pulse frequency controlled.

##### Components of the measuring/control station

Qty		Order no.
1	2-channel controller for pH and chlorine diaLog DACb with data logger	DACBW006VA0000011010EN
1	pH Sensor PHES 112 SE	150702
1	Sensor connection cable, coaxial 2 m, SN 6 pre-assembled	1005672
1	H <sub>2</sub> O <sub>2</sub> sensor PEROX-H2.10 P	792976
1	PEROX transducer V2, measuring range switchable up to 20/200/2,000 mg/l	1034100
5 m	Two-wire measuring line 2 x 0.25 mm <sup>2</sup> Ø 4 mm	725122
1	Pt 100 SE temperature sensor	305063
1	Cable combination of control line 5 m SN6, open end (Pt 100, Pt 1000)	1003208
1	Reference electrode REFP-SE	1018458
1	DLG III A with PVC hose connectors	914955
1	Polishing paste (90 g tube)	559810
1	Magnetic stirrer 100– 240 V	790915
1	Magnetic stirring rod 15x6 PTFE (magnetic "fish")	790917
1	Photometer DT3B	1039317

##### Benefits

- Simple operation, controller with plain text operator guidance in 24 languages
- Recording of all measured data
- Simultaneous measurement and control of the pH value and the hydrogen peroxide concentration
- All products are selected to operate correctly with each other



## 2.3 Controller DULCOMETER D1Cb/D1Cc

### 2.3.1 Controller DULCOMETER D1Cb/D1Cc

#### The water analysis workhorse



The controller DULCOMETER D1Cb/D1Cc can be used for control tasks in potable water treatment, wastewater treatment and many other areas. Safe, convenient and clear, thanks to the large illuminated graphic display, plain text operating menu and pH sensor monitoring.



The D1Cb/D1Cc controller is a 1-channel P/PID controller for the measured variables pH, ORP, chlorine, chlorine dioxide, chlorite, ozone, bromine, peracetic acid, hydrogen peroxide, fluoride, dissolved oxygen and conductivity via mA. The sensors for pH and ORP can be directly connected via coaxial cable or using the 4-20 mA sensor input. The controller can bidirectionally control the measured variables, monitor limit values and transmit the measured value via an mA output, e.g. to a PLC Programmable Logic Controller. The mA output can optionally also be configured as an interference variable output. The controller has two pulse frequency outputs to control two metering pumps (raise and lower). Two output relays can optionally be used as limit value relays or to control motor-driven pumps or solenoid valves. An alarm relay signals the occurrence of a fault. A digital input is used to switch off the control or to process a sample water limit contact by remote control. The impact of temperature on the measurements can be provided by temperature measurement or by manual input. Menu-driven operation is possible in 20 languages.

#### Your Benefits

- Flexibility through free selection of variables from all measured variables
- Safety through sensor monitoring of pH for glass breakage and line breakage
- Flexibly upgradable, thanks to subsequent activation option of functions by means of an activation code
- Various installation options: wall-mounted or installation in a control cabinet

#### Technical Details

- Measured variables: pH, ORP, chlorine, chlorine dioxide, chlorite, bromine, conductivity, peracetic acid, hydrogen peroxide, ozone, dissolved oxygen and fluoride
- Method of installation, degree of protection: D1Cb wall mounting IP 65, D1Cc control panel mounting IP 54, 1/4 DIN
- Measurement: 1 measuring channel, temperature compensation for pH
- Control: PID controller, bidirectional controller (e.g. with pH acid and alkali)
- Control inputs: 1 digital control input

#### Field of Application

- Measurement and control of water parameters in industrial and process water treatment plants
- Wastewater neutralisation
- Measurement of the pH value and the disinfection parameters in potable water treatment and in the food and beverage industry
- Measurement and control of the hygiene parameters in swimming pools



## 2.3 Controller DULCOMETER D1Cb/D1Cc

### Technical Data

<b>Measuring range</b>	<p><b>Connection type mV:</b> pH 0.00 ... 14.00 ORP - 1000 ... +1000 mV</p> <p><b>Connection type mV:</b> Chlorine: 0.00...0.500/2.00/5.00/10.0/20.0/50.0/100.0 ppm Chlorine dioxide: 0.00...0.500/2.00/10.0/20.0 ppm Chlorite: 0.02..0.50/0.1...2 ppm Bromine: 0.02...2.0/0.1...10.0 ppm Ozone: 0.00...2.00 ppm Hydrogen peroxide only with sensor PER1: 2.0...200.0/20...2000 ppm Peracetic acid: 1...20/10...200/100...2000 mg/l Dissolved oxygen: 0.1...10/0.1...20 ppm pH: 0.00...14.00 ORP: 0...+1000 mV Conductivity: 0...20/200/1000 mS/cm via mA transducer Temperature: 0...100 °C via mA transducer</p>
<b>Resolution</b>	<p>pH: 0.01 pH ORP: 1 mV Amperometric analysis (chlorine etc.): 0.001/0.01 ppm, 0.01 vol. %</p>
<b>Accuracy</b>	0.5% of the upper range value
<b>Measurement input</b>	pH/ORP (input resistance > 0.5 x 10 <sup>12</sup> Ω)
<b>Correction variable</b>	Temperature via Pt 100/Pt 1000
<b>Min. temperature correction range</b>	0 °C
<b>Max. temperature correction range</b>	100 °C
<b>Control characteristic</b>	P/PID control
<b>Control</b>	2-way control
<b>Signal current output</b>	1 x 0/4 – 20 mA electrically isolated Max. load 450 Ω Range and assignment (measured, correction or control variable) can be adjusted
<b>Control outputs</b>	2 pulse frequency outputs for controlling the metering pump 2 relays (limit value or pulse length)
<b>Alarm relay</b>	250 V ~3 A, 700 VA contact type, changeover
<b>Electrical Connection</b>	100 – 230 V, 50/60 Hz, 15 VA
<b>Ambient temperature</b>	-5 ... 50 °C
<b>Enclosure rating</b>	Wall-mounted: IP 65 Control panel installation: IP 54
<b>Dimensions</b>	Wall-mounted: 198 x 200 x 76 mm (WxHxD) (D1Cb) Control panel installation: 96 x 96 x 145 mm (WxHxD) (D1Cc)
<b>Weight</b>	0.8 kg

- Can be flexibly upgraded thanks to the option for activating functions at a later date by means of activation code (see D1Ub/D1Uc upgrade identity code)
- Equipped for the most important basic requirements in water treatment
- Illuminated graphic display
- Operator guidance through plain text menu available in 20 languages in the controller
- Automatic buffer detection for pH calibration

Identity code ordering system D1Ub, subsequent function upgrade for D1Cb, see page → 181

### A complete measuring station comprises:

- Transmitter/controller D1Cb/D1Cc (see identity code)
- Fitting: BAMA, DGMA..., DLG III ..., immersion fitting
- pH sensor (depending on identity code)
- ORP sensor (depending on identity code)
- Chlorine, chlorine dioxide, chlorite, bromine, dissolved oxygen sensor
- Transducer for pH or ORP (depending on identity code)
- Sensor cable



## 2.3 Controller DULCOMETER D1Cb/D1Cc

### Accessories for Controller DULCOMETER D1Cb/D1Cc

	Order no.
Cable combination, coaxial, Ø 5 mm 0.8 m - SN6 - pre-assembled *	1024105
Cable combination, coaxial, Ø 5 mm 2 m - SN6 - pre-assembled *	1024106
Cable combination, coaxial, Ø 5 mm 5 m - SN6 - pre-assembled *	1024107
SN6 coaxial connector, retrofit component, D1Cb, DAC, DCCa	1036885
Protective RC circuit retrofit kit for controller DULCOMETER D1Cb	1034238
Spare parts kit (frame, support brackets) for controllers DULCOMETER D1Cc	790130

\* for connection where measured variable = 5



## 2.3 Controller DULCOMETER D1Cb/D1Cc

### 2.3.2 Identity Code Ordering System DULCOMETER D1Cb, Wall Mounting

D1Cb	Type of mounting	W	Wall mounting (IP 65)
	Version	00	With ProMinent logo
	Operating voltage	6	90...253 V, 48/63 Hz (wide-range power supply)
	Approvals	01	CE mark
	Hardware extension I	0	None
	Hardware extension II	0	None
	RC protection for power relays	1	RC protection for power relays
	External connection	0	None
	Software defaults	U	Software basic setting (all of the following selection options are automatically set to the basic setting)
		V	Software pre-set (the following selection options must be evaluated)
	Measured variable default setting	0	Universal (choice upon commissioning)
		A	Peracetic acid
		B	Bromine
		C	Chlorine
		D	Chlorine dioxide
		F	Fluoride
		H	Hydrogen peroxide (PER1)
		I	Chlorite
		P	pH
		R	ORP
		S	0/4...20 mA Standard signal, general
		T	Temperature via mA transducer
		X	Dissolved oxygen
		Z	Ozone
		L	Conductivity via mA transducer
	Measured variable connection (default setting)	1	mA terminal can be switched to mV, all measured variables selectable
		2	SN6 plug for P or R or standard signal 0/4-20mA, all measured variables selectable
		5	mV terminal can be switched to mA, all measured variables can be selected
	Correction variable	0	None
		2	Temperature Pt 100/1000 via terminal (for pH and conductivity)
		4	Manual temperature input (for pH and conductivity)
	Control input	0	None
		1	Pause control
	Signal output	0	None
		1	1 Analogue signal output 0/4...20 mA
	Power control	G	Alarm and 2 limit value relays or 2 timer relays
		M	Alarm and 2 solenoid valve relays or 2 timer relays
	Pump control	0	None
		2	2 pumps via pulse frequency
	Control characteristic	0	None
		1	P control
		2	PID control
	Language	00	No default setting
		DE	German
		EN	English
		ES	Spanish
		SV	Swedish
		PT	Portuguese
		CN	Chinese
		FR	French
		CZ	Czech
		JP	Japanese
		KR	Korean
		NO	Norwegian
		NL	Dutch
		PL	Polish
		RU	Russian





## 2.3 Controller DULCOMETER D1Cb/D1Cc

### 2.3.3 Identity Code Ordering System DULCOMETER D1Cc, Control Panel Mounting

D1Cc	Type of mounting
	D Control panel installation (IP 54)
	Version
	00 With ProMinent logo
	Operating voltage
	6 90...253 V, 48/63 Hz (wide-range power supply)
	Approvals
	01 CE mark
	Hardware extension I
	0 None
	Hardware extension II
	0 None
	External connection
	0 None
	Software defaults
	U Software basic setting (all of the following selection options are automatically set to the basic setting)
	V Software pre-set (the following selection options must be evaluated)
	Measured variable default setting
	0 Universal (choice upon commissioning)
	A Peracetic acid
	B Bromine
	C Chlorine
	D Chlorine dioxide
	F Fluoride
	H Hydrogen peroxide (PER1)
	I Chlorite
	P pH
	R ORP
	S 0/4...20 mA Standard signal, general
	T Temperature via mA transducer
	X Dissolved oxygen
	Z Ozone
	L Conductivity via mA transducer
	Measured variable connection (default setting)
	1 mA terminal can be switched to mV, all measured variables selectable
	5 mV terminal can be switched to mA, all measured variables can be selected
	Correction variable
	0 None
	2 Temperature Pt 100/1000 via terminal (for pH and conductivity)
	4 Manual temperature input (for pH and conductivity)
	Control input
	0 None
	1 Pause control
	Signal output
	0 None
	1 1 Analogue signal output 0/4...20 mA
	Power control
	G Alarm and 2 limit value relays or 2 timer relays
	M Alarm and 2 solenoid valve relays or 2 timer relays
	Pump control
	0 None
	2 2 pumps via pulse frequency
	Control characteristic
	0 None
	1 P control
	2 PID control
	Language
	00 No default setting
	DE German
	EN English
	ES Spanish
	SV Swedish
	PT Portuguese
	CN Chinese
	FR French
	CZ Czech
	JP Japanese
	KR Korean
	NO Norwegian
	NL Dutch
	PL Polish
	RU Russian
	TH Thai
	HU Hungarian



## 2.3 Controller DULCOMETER D1Cb/D1Cc

### 2.3.4 Identity Code Ordering System D1Ub, Subsequent Function Extension for D1Cb

D1Ub	Default - measured variable
0	Universal (choice of measured variable upon commissioning)
	Connection of measured variable
1	Standard signal 0/4-20 mA, all measured variables and mV input for pH/ORP (standard)
	Correction variable
0	None
2	Temperature Pt100/Pt1000 via terminal (for pH and conductivity)
4	Manual temperature input (for pH and conductivity)
	Control input
0	None
1	Pause control
	Signal output
0	None
1	1 analogue signal output 0/4-20 mA
	Power control
G	Alarm and 2 limit value relays or 2 timer relays
M	Alarm and 2 solenoid valve relays or 2 timer relays
	Pump control
0	None
2	2 pumps via pulse frequency
	Control characteristic
0	None
1	P control
2	PID control
	Language
00	No default setting

### 2.3.5 Identity Code Ordering System D1Uc, Subsequent Function Extension for D1Cc

D1Uc	Software defaults
V	Software pre-set
	Default - measured variable
0	Universal (choice of measured variable upon commissioning)
	Connection of measured variable
1	Standard signal 0/4-20 mA, all measured variables and mV input for pH/ORP (standard)
	Correction variable
0	None
2	Temperature Pt100/Pt1000 via terminal (for pH and conductivity)
4	Manual temperature input (for pH and conductivity)
	Control input
0	None
1	Pause control
	Signal output
0	None
1	1 analogue signal output 0/4-20 mA
	Power control
G	Alarm and 2 limit value relays or 2 timer relays
M	Alarm and 2 solenoid valve relays or 2 timer relays
	Pump control
0	None
2	2 pumps via pulse frequency
	Control characteristic
0	None
1	P control
2	PID control
	Language
00	No default setting



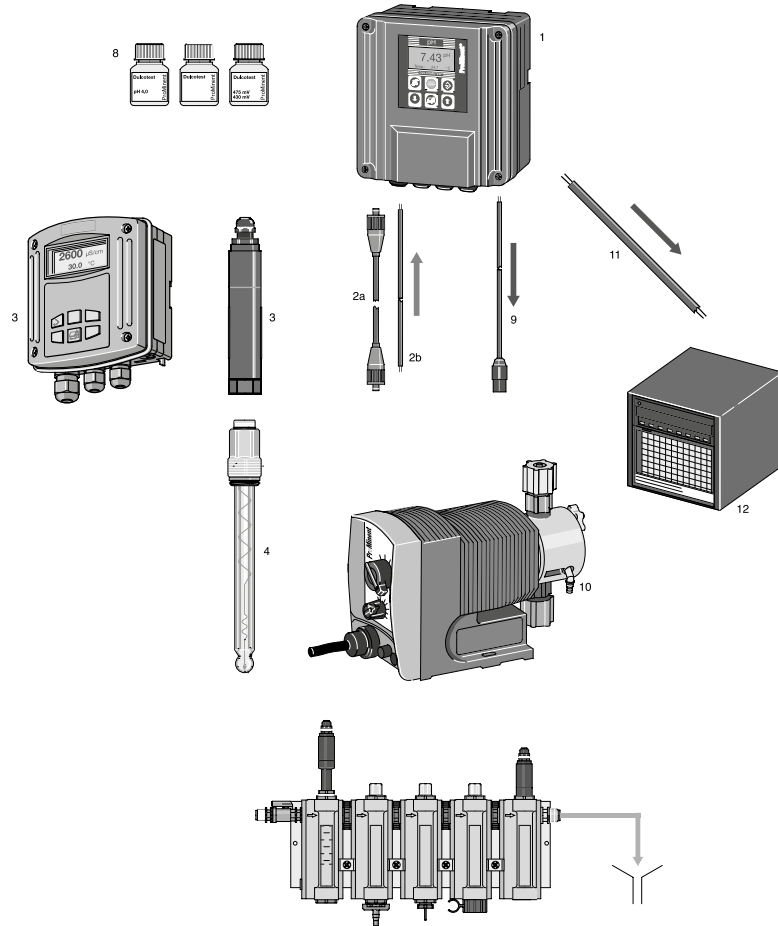
## 2.3 Controller DULCOMETER D1Cb/D1Cc

### 2.3.6 D1Cb and D1Cc Application and Ordering Examples

The application examples contain typical combinations of components for measuring stations in applications in the areas of swimming pool, drinking water, wastewater and the food industry.

#### Measuring and Control Systems Consist of

- 1 Controller e.g. DACb
- 2a Measuring line e.g. coaxial cable for pH and ORP sensors Pt 100/, Pt 1000
- 2b 2-core measuring line for amperometric sensors with mA signal and transducer
- 3 4 ... 20 mA transducer (for two wire system), DMTa or pH V1
- 4 Sensor, e.g. pH single-rod sensor
- 5 Installation fitting e.g. in-line probe housing type DGMA
- 6 Stopcock for sample water line
- 7 Sample valve
- 8 Buffer solutions (pH/ORP)
- 9 Control cable (control of a metering pump)
- 10 Actuator e.g. Beta® metering pump



#### Examples for:

- 1 Treatment of swimming pool water
- 2 Monitoring of drinking water
- 3 Monitoring of wastewater (pH neutralisation)
- 4 Application examples in the food industry



## 2.3 Controller DULCOMETER D1Cb/D1Cc

### 2.3.7 Application Examples, Treatment of Swimming Pool Water

#### Private swimming pool with measurement and metering of acid and chlorine based on the ORP value

##### Tasks and applications

The pool water of a private outdoor swimming pool, used for only a short time every year, is to be treated. Sulphuric acid is used to correct the pH and sodium-calcium hypochlorite is used as a disinfectant. The disinfectant is to be regulated on the basis of the ORP value (a comparative check with a DPD 1 measurement should be carried out at regular intervals, likewise calibration of the pH sensor).

Type DF2a peristaltic pumps are to be controlled. The sample water flow is to be monitored and upon failure, the controller should stop.

##### Components of the measuring/control station

Qty		Order no.
1	1 channel controller D1Cb, pH	D1CBW00601010VP-5010M21EN
1	pH Sensor PHES 112 SE	150702
1	Cable combination, coaxial, Ø 5 mm 2 m - SN6 - pre-assembled	1024106
1	1 channel controller D1Cb, ORP	D1CBW00601010VR-5010M21EN
1	ORP Sensor RHES-Pt-SE	150703
1	Sensor connection cable, coaxial 2 m, SN 6 pre-assembled	1005672
1	Bypass fitting BAMA with two PG 13.5 modules and sensor adapter	BAMAEU222XXXF01X000001EN
4 m	Two-wire measuring line 2 x 0.25 mm <sup>2</sup> Ø 4 mm	725122

##### Benefits

- Simple operation, controller with plain text operator guidance in 20 languages
- Automatically correct pH value and correct disinfectant concentration
- All products are selected to operate correctly with each other

#### Private swimming pool with measurement and metering of acid and bromine

##### Task and conditions of use

The pool water of a private outdoor swimming pool, used for only a short time every year, is to be treated. Sulphuric acid is used to correct the pH and bromine (BCDMH) is used as a disinfectant, that is dissolved and dosed via a bromine sluice. The disinfectant is to be regulated on the basis of a bromine measurement (a comparative calibration using a DPD 1 measuring unit should be carried out at regular intervals, likewise calibration of the pH sensor). The measured values are to be recorded. A DF2a peristaltic pump for pH correction and the solenoid valve of a bromine sluice are to be controlled. The sample water flow is to be monitored and upon failure, the controller should stop.

##### Components of the measuring/control station

Qty		Order no.
1	1 channel controller D1Cb, pH	D1CBW00601010VP-5010M21EN
1	pH Sensor PHES 112 SE	150702
1	Sensor connection cable, coaxial 2 m, SN 6 pre-assembled	1005672
1	1 channel controller D1Cb, bromine	D1CBW00601010VB-1010M21EN
1	Bromine sensor BCR 1-mA-10 ppm	1041698
6 m	Two-wire measuring line 2 x 0.25 mm <sup>2</sup> Ø 4 mm	725122
1	Bypass fitting BAMA with one PG 13.5 module and one G 1" module and sensor adapter	BAMAEU2211XXF01X000001EN

##### Benefits

- Simple operation, controller with plain text operator guidance in 20 languages
- Automatically correct pH value and correct disinfectant concentration
- All products are selected to operate correctly with each other



## 2.3 Controller DULCOMETER D1Cb/D1Cc

### Private swimming pool with measurement of free chlorine and pH value

#### Task and conditions of use

The pool water of a frequently-used private indoor swimming pool is to be treated. Sulphuric acid is used to correct the pH and sodium-calcium hypochlorite is used as a disinfectant. The disinfectant is to be regulated on the basis of the chlorine concentration (a comparative calibration with a DPD 1 measurement should be carried out at regular intervals, likewise calibration of the pH sensor). Beta® 4b metering pumps are to be controlled.

#### Components of the measuring/control station

Qty		Order no.
1	1 channel controller D1Cb, pH	D1CBW00601010VP-5010M21EN
1	pH Sensor PHES 112 SE	150702
1	Sensor connection cable, coaxial 2 m, SN 6 pre-assembled	1005672
1	1 channel controller D1Cb, chlorine	D1CBW00601010VC-5010M21EN
1	Chlorine sensor CLE 3-mA 2 ppm	792920
6 m	Two-wire measuring line 2 x 0.25 mm <sup>2</sup> Ø 4 mm	725122
1	Bypass fitting BAMA with one PG 13.5 module and one G 1" module and sensor adapter	BAMAEU2211XXF01X000001EN

#### Benefits

- Simple operation, controller with plain text operator guidance in 20 languages
- Automatically correct pH value and correct disinfectant concentration
- All products are selected to operate correctly with each other

## 2.3 Controller DULCOMETER D1Cb/D1Cc

### 2.3.8 Application Examples, Potable Water Monitoring

#### Waterworks with control measurement of chlorine

##### Task and conditions of use

The chlorine concentration in the outlet of a waterworks is to be monitored. Metering is performed with the volume proportional to the water flow. A magnetically induced flow meter with a 4-20 mA output signal directly controls a metering pump.

If the setpoint is not reached for at least 5 minutes, then a limit value relay should switch and signal via a signal generator that the stroke length of the metering pump must be increased. Conversely, monitoring should also be performed to determine if too much chlorine has been dosed (calibration of the chlorine sensor should be performed at regular intervals by means of a DPD 1 comparative measurement).

##### Components of the measuring/control station

Qty		Order no.
1	1 channel controller D1Cb, chlorine	D1CBW00601010VD-1010G21EN
1	Chlorine sensor CLE 3-mA-0.5 ppm	792927
4 m	Two-wire measuring line 2 x 0.25 mm <sup>2</sup> Ø 4 mm	725122
1	Bypass fitting BAMA with one G 1" module and sensor adapter	BAMAEU22X1XXF01X000001EN

##### Benefits

- Simple operation, controller with plain text operator guidance
- Signalling via a limit value relay if the setpoint has been reached after 5 minutes.
- All products are matched

#### Legionella prevention in public buildings

##### Task and conditions of use

The chlorine dioxide and the chlorite concentration are to be monitored and recorded in the freshwater distribution system of a public building for the prevention of legionella. Chlorite is a disinfection by-product of chlorine dioxide that arises if germs have been killed. The chlorite concentration is limited using a limit value of 0.2 mg/l.

##### Components of the measuring/control station

Qty		Order no.
1	1 channel controller D1Cb, chlorine dioxide	D1CBW00601010VD-1010M21EN
1	Chlorine dioxide sensor CDE 2-mA-0.5 ppm	792930
4 m	Two-wire measuring line 2 x 0.25 mm <sup>2</sup> Ø 4 mm	725122
1	1 channel controller D1Cb, chlorite	D1CBW00601010VI1010M21EN
1	Chlorite sensor CLT 1-mA-0.5 ppm	1021596
1	Bypass fitting BAMA with two G 1" modules and sensor adapter	BAMAEU22X2XXF01X000001EN

##### Benefits

- Simple operation, controller with plain text operator guidance
- Signalling via a limit value relay if the setpoint has been reached after 5 minutes.
- All products are matched



## 2.3 Controller DULCOMETER D1Cb/D1Cc

### Oxidation of well water with hydrogen peroxide

#### Task and conditions of use

The water drawn from a deep well is to be oxidised using hydrogen peroxide. The addition of hydrogen peroxide is to be measured. Metering is dependent on the measured value.

If with a control variable of 60% the setpoint is reached after 1 hour, then metering should enter the basic load settings and an alarm should be set (a calibration of the hydrogen peroxide sensor using a comparative measurement is required at regular intervals).

#### Components of the measuring/control station

Qty		Order no.
1	1 channel controller D1Cb, hydrogen peroxide	D1CBW00601010VH-1010G21EN
1	Hydrogen peroxide sensor PER 1-mA-2000 ppm	1022510
4 m	Two-wire measuring line 2 x 0.25 mm <sup>2</sup> Ø 4 mm	725122
1	Bypass fitting BAMA with one G 1" module and sensor adapter	BAMAEU22X1XXF01X000001EN

#### Benefits

- Simple operation, controller with plain text operator guidance
- If the setpoint has not been reached within 1 hour, the dosing monitor signals via the alarm relay and sets control to an adjustable basic load
- All products are matched

## 2.3 Controller DULCOMETER D1Cb/D1Cc

### 2.3.9 Application Examples, Wastewater Monitoring

#### Neutralisation of the wastewater of an industrial plant

##### Task and conditions of use

In an industrial plant, wastewater arises in an intermittent manner (batch production), the water is always acidic (or always alkaline). The water is collected in a storage tank. There is a stirrer in the storage tank, a pH immersion fitting with wet holding cup, based on which the pH value is adjusted. The storage tank discharge connecting piece contains a pH sensor with a pH changeover device, which is used for the final check.

The control is one-way, i.e. acidic or alkaline. There may be solids in the wastewater. The measured values are transferred via the 4-20 mA analogue signal.

##### Components of the pH measuring/control station in the collection tank

Qty		Order no.
1	1 channel controller D1Cb, pH	D1CBW00601010VP-5010M21EN
1	pH Sensor PHER 112 SE	1001586
1	Cable combination coaxial 5 m-SN6, shield connection	1024107
1	Pt 100 SE temperature sensor	305063
1	Cable combination of control line 5 m SN6, open end (Pt 100, Pt 1000)	1003208
1	Immersion fitting with 3 sensor slots IPHa 3-PP	1008602
1	Cable combination coaxial 5 m - SN6 - pre-assembled	1008633

##### Components of the measuring/control station in the outlet

Qty		Order no.
1	1 channel controller D1Cb, pH	D1CBW00601010VP-5010M21EN
1	pH Sensor PHER 112 SE	1001586
1	Cable combination coaxial 5 m-SN6, shield connection	1024107
1	Retractable process assembly WA-PH 1	1020631

Note: other sensors may also be used depending on the quality of the wastewater (see selection guide for pH sensors DULCOTEST)

For seriously contaminated wastewater with solid matter content

Qty		Order no.
1	pH Sensor PHEX 112 SE	305096

with clear wastewater

Qty		Order no.
1	pH Sensor PHEP 112 SE	150041

##### Benefits

- The wastewater pH value is within the specified limit values
- Simple operation, controller with plain text operator guidance in 20 languages
- pH limit value monitoring of drainage water
- All products are selected to operate correctly with each other



## 2.3 Controller DULCOMETER D1Cb/D1Cc

### 2.3.10 Application Examples in the Food Industry

#### Bottler disinfection in the beverage industry

##### Task and conditions of use

Continuous disinfection of the filler with disinfection solution means this sensitive part of the bottling process is reliably sterilised. Continuous spraying with disinfectant solution means high hygiene requirements are fulfilled.

The disinfectant solution comprises water with additional chlorine dioxide. The concentration of the chlorine dioxide is measured and set to the desired value using the DACb controller. From time to time the chlorine dioxide concentration must be increased.

An alternative parameter set can be activated in the DACb via a switch input. In this way, a switchover, regularly required, can be carried out smoothly without the need for continual adaptation of the setpoint in the controller menu.

The measured data is to be recorded.

##### Components of the measuring/control station

Qty		Order no.
1	1 channel controller D1Cb, chlorine	D1CBW00601010VD-1010G21EN
1	Chlorine dioxide sensor CDR 1-mA-2 ppm	1033393
10 m	Two-wire measuring line 2 x 0.25 mm <sup>2</sup> Ø 4 mm	725122
1	Bypass fitting BAMA with one G 1" module and sensor adapter	BAMAEU22X1XXF01X000001EN

##### Benefits

- Hygienic trouble-free bottling
- Simple operation, controller with plain text operator guidance in 20 languages
- All products are selected to be fully compatible

#### Irrigation water disinfection for useful plants

##### Task and conditions of use

The irrigation water from e.g. salad seedlings is drawn from a well. The water could be contaminated with germs which could harm the salad seedlings. To prevent this, the irrigation water is disinfected using chlorine dioxide. The irrigation water requirement is always constant.

The irrigation water may contain suspended matter.

##### Components of the measuring/control station

Qty		Order no.
1	1 channel controller D1Cb, chlorine	D1CBW00601010VD-1010G21EN
1	Chlorine dioxide sensor CDR 1-mA-2 ppm	1033393
10 m	Two-wire measuring line 2 x 0.25 mm <sup>2</sup> Ø 4 mm	725122
1	Bypass fitting BAMA with one G 1" module and sensor adapter	BAMAEU22X1XXF01X000001EN

##### Benefits

- Irrigation water does not harm the seedlings
- Simple operation, controller with plain text operator guidance in 20 languages
- Switchover of control parameters via an external potential-free contact
- All products are selected to operate correctly with each other

## 2.4 Controller DULCOMETER Compact

### 2.4.1 Controller DULCOMETER Compact

#### Compact yet fully equipped - the basic water analysis unit



As a controller in water analysis, the DULCOMETER Compact is the correct controller for control tasks that require only a 1-way control.



The DULCOMETER Compact controller is a one-channel PID controller for the measured variables pH, ORP, chlorine and inductive conductivity. It can monodirectionally control the measured variable, monitor limit values and transmit the measured value via an mA output, e.g. to a PLC. The mA output can optionally also be configured as a controlled variable output. The controller has one pulse frequency output to control one metering pump. One output relay can optionally be used as an alarm or limit value or to control motor-driven metering pumps or solenoid valves. A digital input is used to switch off the control or to process a sample water limit contact by remote control. The impact of temperature on the measurements can be provided by temperature measurement or by manual input. Menu-driven operation is language-independent.

#### Your Benefits

- Flexibility in the choice of measured variable for pH and ORP
- Always the optimum measured value resolution by using auto-ranging with the conductivity measurement
- Depending on the requirement, various display options for conductivity, such as: conductivity, TDS (Total Dissolved Solids), salinity and specific resistance
- Safety thanks to sensor monitoring with pH for glass breakage and line breakage
- Various installation options: wall-mounted, installation on an upright or in a control cabinet

#### Technical Details

- Measured variables: pH, ORP, chlorine, conductive and inductive conductivity
- Method of installation, degree of protection: Combination housing (wall mounting, control panel mounting, pillar assembly) IP 67, control panel IP 54
- Measurement: 1 measuring channel, temperature compensation for conductivity and pH
- Control: PID controller, monodirectional controller (e.g. with pH acid or alkali)
- Control inputs: 1 digital control input

#### Field of Application

- Measurement and control of water parameters in industrial and process water treatment plants
- Permeate monitoring in reverse osmosis systems
- Measurement and control of the hygiene parameters in swimming pools



## 2.4 Controller DULCOMETER Compact

### Technical Data

<b>Measuring range</b>	pH: 0 ... 14 ORP: -1000 ... +1000 mV Chlorine: 0.05 ... 5 ppm, shock metering up to 10 ppm, max. 12 h with chlorine sensors CLB 4- $\mu$ A-5 ppm and CLB 5- $\mu$ A-5 ppm Conductive conductivity: 0.5 $\mu$ S/cm ... 20 mS/cm (auto-ranging) Inductive conductivity with ICT 2: 20 $\mu$ S/cm ... 2000 mS/cm (auto-ranging) Inductive conductivity with ICT 5: 200 $\mu$ S/cm ... 2000 mS/cm (auto-ranging)
<b>Resolution</b>	pH: 0.01 pH ORP: 1 mV Chlorine: 0.01 ppm Conductivity: 0.1 $\mu$ S/cm (depends on the measuring range)
<b>Accuracy</b>	0.5% of the upper range value
<b>Temperature compensation range</b>	0 ... 120 °C, chlorine 1 ... 45 °C
<b>Control</b>	Monodirectional PID control with selectable control direction
<b>Inputs</b>	Sensor input for the relevant measured variable Temperature sensor input: pH: Pt 1000, chlorine and conductivity: Pt 100/ Pt 1000 1 digital input as a remote control input for the pause control/sample water fault functions
<b>Outputs</b>	1 pulse frequency output for controlling metering pumps 1 active 0/4...20 mA output configurable as a measured or control variable, max. load: 400 $\Omega$ 1 output relay used as a changeover contact, can be configured as an alarm, limit value or pulse width-modulated control output for motor-driven metering pumps
<b>Cell constant, conductive conductivity</b>	0.05 ... 12.0 cm <sup>-1</sup>
<b>Voltage supply</b>	100 ... 230 V, 50/60 Hz, 5 W
<b>Permissible operating temperature</b>	-10 ... +60 °C
<b>Enclosure rating</b>	IP 67, based on NEMA 4 X Indoor
<b>Dimensions</b>	135 x 125 x 75 mm (H x W x D)
<b>Weight</b>	0.5 kg





# 2.4 Controller DULCOMETER Compact

## 2.4.2 Identity Code Ordering System for DULCOMETER Compact

DCCa	Type of mounting
W	Wall/pipe mounting IP 67
S	With fitting kit for control panel mounting IP 54
	Version
00	With ProMinent logo
	Operating voltage
6	90 ... 253 V, 48/63 Hz
	Measured variable
C0	Free chlorine
PR	pH/ORP (switchable)
L3	Conductive conductivity (unit designation: COND_C)
L6	Inductive conductivity (unit designation: COND_I)
	Hardware extension
0	None
2	SN 6 input for pH/ORP
	Approvals
01	CE (Standard)
	Certificates
0	None
	Documentation language
DE	German
EN	English
ES	Spanish
IT	Italian
FR	French
FI	Finnish
BG	Bulgarian
CN	Chinese
CZ	Czech
GR	Greek
HU	Hungarian
JP	Japanese
KR	Korean
LT	Lithuanian
LV	Latvian
NL	Dutch
PL	Polish
PT	Portuguese
RO	Romanian
RU	Russian
SE	Swedish
SK	Slovakian
SI	Slovenian
SV	Swedish
TH	Thai

### Accessories

	Order no.
Cable combination, coaxial, Ø 5 mm 0.8 m - SN6 - pre-assembled	1024105
Cable combination, coaxial, Ø 5 mm 2 m - SN6 - pre-assembled	1024106
Cable combination, coaxial, Ø 5 mm 5 m - SN6 - pre-assembled	1024107
SN6 coaxial connector, retrofit component, D1Cb, DAC, DCCa	1036885
Assembly set for installation in control cabinet	1037273

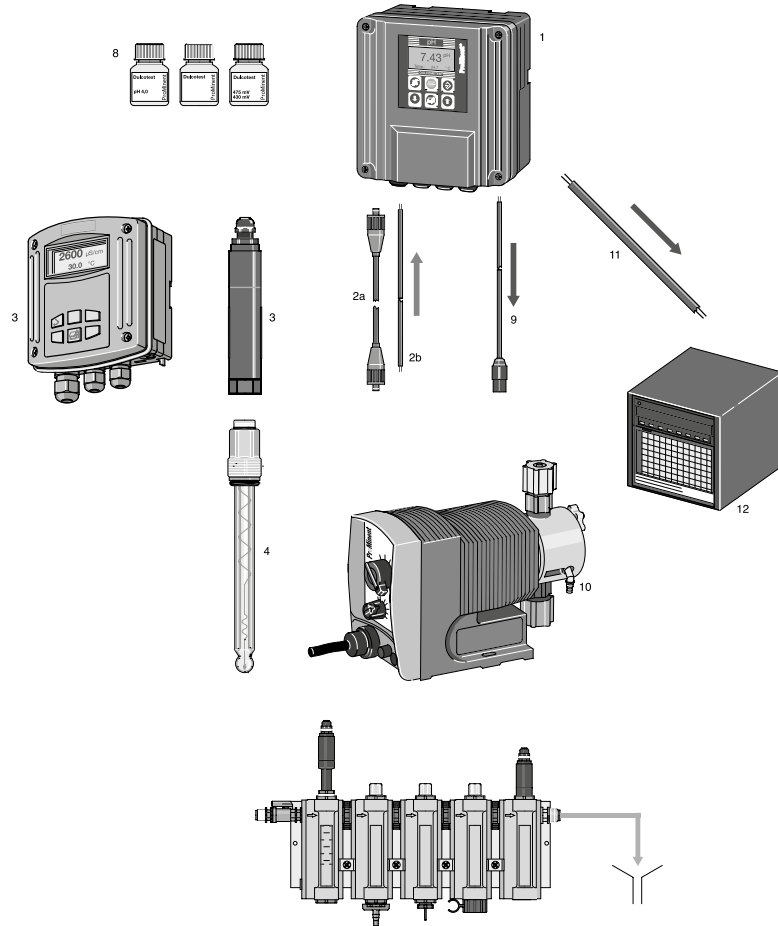
## 2.4 Controller DULCOMETER Compact

### 2.4.3 Application and Ordering Examples for DULCOMETER Compact

The application examples contain typical combinations of components for measuring stations in applications in the areas of swimming pool, drinking water, wastewater and the food industry.

#### Measuring and Control Systems Consist of

- 1 Controller e.g. DACb
- 2a Measuring line e.g. coaxial cable for pH and ORP sensors Pt 100/, Pt 1000
- 2b 2-core measuring line for amperometric sensors with mA signal and transducer
- 3 4 ... 20 mA transducer (for two wire system), DMTa or pH V1
- 4 Sensor, e.g. pH single-rod sensor
- 5 Installation fitting e.g. in-line probe housing type DGMA
- 6 Stopcock for sample water line
- 7 Sample valve
- 8 Buffer solutions (pH/ORP)
- 9 Control cable (control of a metering pump)
- 10 Actuator e.g. Beta® metering pump



#### Examples for:

- 1 Treatment of swimming pool water
- 2 Monitoring of drinking water
- 3 Monitoring of wastewater (pH neutralisation)

## 2.4 Controller DULCOMETER Compact

### 2.4.4

#### Application Examples, Treatment of Swimming Pool Water

##### Private swimming pool with measurement and metering of acid and chlorine based on the ORP value

###### Tasks and applications

The pool water of a private outdoor swimming pool, used for only a short time every year, is to be treated. Sulphuric acid is used to correct the pH and sodium-calcium hypochlorite is used as a disinfectant. The disinfectant is to be regulated on the basis of the ORP value (a comparative check with a DPD 1 measurement should be carried out at regular intervals, likewise calibration of the pH sensor).

Type DF2a peristaltic pumps are to be controlled. The sample water flow is to be monitored and upon failure, the controller should stop.

###### Components of the measuring/control station

Qty		Order no.
1	Compact controller for pH	DCCaW006PR0010EN
1	pH Sensor PHES 112 SE	150702
1	Cable combination, coaxial, Ø 5 mm 2 m - SN6 - pre-assembled	1024106
1	Compact controller for ORP	DCCaW006PR0010EN
1	ORP Sensor RHES-Pt-SE	150703
1	Sensor connection cable, coaxial 2 m, SN 6 pre-assembled	1005672
1	Bypass fitting BAMA with two PG 13.5 modules and sensor adapter	BAMAEU222XXXF01X000001EN
4 m	Two-wire measuring line 2 x 0.25 mm <sup>2</sup> Ø 4 mm	725122

###### Benefits

- Operation is simple and independent of the operating language
- Automatically correct pH value and correct concentration of disinfectant
- All products are matched

##### Private swimming pool with measurement of free chlorine and pH value

###### Task and conditions of use

The pool water of a frequently-used private indoor swimming pool is to be treated. Sulphuric acid is used to correct the pH and sodium-calcium hypochlorite is used as a disinfectant. The disinfectant is to be regulated on the basis of the chlorine concentration (a comparative calibration with a DPD 1 measurement should be carried out at regular intervals, likewise calibration of the pH sensor). Beta® 4b metering pumps are to be controlled.

###### Components of the measuring/control station

Qty		Order no.
1	Compact controller for pH	DCCaW006PR0010EN
1	pH Sensor PHES 112 SE	150702
1	Sensor connection cable, coaxial 2 m, SN 6 pre-assembled	1005672
1	Compact controller for chlorine	DCCaW006C00010EN
1	Sensor for free chlorine CLB 4-µA-5 ppm	1130517
1	Bypass fitting BAMA with one PG 13.5 module and one G 1" module and sensor adapter	BAMAEU2211XXF01X000001EN
4 m	Two-wire measuring line 2 x 0.25 mm <sup>2</sup> Ø 4 mm	725122

###### Benefits

- Operation is simple and independent of the operating language
- Automatically correct pH value and correct concentration of disinfectant
- All products are selected to be fully compatible



## 2.4 Controller DULCOMETER Compact

### 2.4.5 Application Examples, Potable Water Monitoring

#### Waterworks with control measurement of chlorine and pH

##### Tasks and applications

The chlorine concentration in the outlet of a waterworks is to be monitored. Metering is performed with the volume proportional to the water flow. A magnetically induced flow meter with a 4-20 mA output signal directly controls a metering pump.

If the setpoint is not reached for at least 5 minutes, then a limit value relay should switch and signal via a signal generator that the stroke length of the metering pump must be increased. Conversely, monitoring should also be performed to determine if too much chlorine has been dosed (calibration of the chlorine sensor should be performed at regular intervals by means of a DPD 1 comparative measurement).

##### Components of the chlorine measuring/control station

Qty		Order no.
1	Compact controller for chlorine	DCCaW006C00010EN
1	Sensor for free chlorine CLB 4-µA-5 ppm	1130517
1	Bypass fitting BAMA with one PG 13.5 module and sensor adapter	BAMAEU221XXXF01X000001EN
2 m	Two-wire measuring line 2 x 0.25 mm <sup>2</sup> Ø 4 mm	725122

##### Components of the pH measuring/control station

Qty		Order no.
1	Compact controller for pH	DCCaW006PR0010EN
1	pH Sensor PHEP 112 SE	150041
1	Sensor connection cable, coaxial 2 m, SN 6 pre-assembled	1005672
1	Bypass fitting BAMA with one PG 13.5 module and sensor adapter	BAMAEU221XXXF01X000001EN
2 m	Two-wire measuring line 2 x 0.25 mm <sup>2</sup> Ø 4 mm	725122

##### Benefits

- Operation is simple and independent of the operating language
- Signalling via a limit value relay if the setpoint has been reached after 5 minutes.
- All products are matched

#### Waterworks with control measurement of conductivity

##### Task and conditions of use

The conductive conductivity in the outlet of a waterworks is to be monitored. The measured value is to be transmitted to a PLC via a 4-20 mA analogue signal.

##### Components of the measuring/control station

Qty		Order no.
1	Compact controller for conductive conductivity	DCCaW006L30010DE
1	Conductivity sensor measuring range 20 mS/cm, type LFTK 1	1002822
1	Screened sensor cable LF, 5 m	1046026
1	Bypass fitting BAMA with one PG 13.5 module and sensor adapter	BAMAEU221XXXF01X000001EN
2 m	Two-wire measuring line 2 x 0.25 mm <sup>2</sup> Ø 4 mm	725122

##### Benefits

- Simple operation, controller with plain text operator guidance
- Signalling via a limit value relay if the setpoint has been reached after 5 minutes.
- All products are matched



# 2.4 Controller DULCOMETER Compact

## 2.4.6 Application Examples, Wastewater Monitoring

### Neutralisation of the wastewater of an industrial plant

#### Task and conditions of use

In an industrial plant, wastewater arises in an intermittent manner (batch production), the water is always acidic (or always alkaline). The water is collected in a storage tank. There is a stirrer in the storage tank, a pH immersion fitting with wet holding cup, based on which the pH value is adjusted. The storage tank discharge connecting piece contains a pH sensor with a pH changeover device, which is used for the final check.

The control is one-way, i.e. acidic or alkaline. There may be solids in the wastewater. The measured values are transferred via the 4-20 mA analogue signal.

#### Components of the pH measuring/control station in the collection tank

Qty		Order no.
1	Compact controller for pH	DCCaW006PR0010EN
1	pH Sensor PHER 112 SE	1001586
1	Cable combination coaxial 5 m-SN6, shield connection	1024107
1	Pt 1000 Temperature sensor	1002856
1	Cable combination of control line 5 m SN6, open end (Pt 100, Pt 1000)	1003208
1	Immersion fitting with 3 sensor slots IPHa 3-PP	1008602

#### Components of the measuring/control station in the outlet

Qty		Order no.
1	Compact controller for pH	DCCaW006PR0010EN
1	pH Sensor PHER 112 SE	1001586
1	Cable combination coaxial 5 m-SN6, shield connection	1024107
1	Retractable process assembly WA-PH 1	1020631

Note: other sensors may also be used depending on the quality of the wastewater (see selection guide for pH sensors DULCOTEST)

For seriously contaminated wastewater with solid matter content

Qty		Order no.
1	pH Sensor PHEX 112 SE	305096

with clear wastewater

Qty		Order no.
1	pH Sensor PHEP 112 SE	150041

#### Benefits

- Operation is simple and independent of the operating language
- pH limit value monitoring for the wastewater
- All products are matched

## 2.5 Controllers for Swimming Pool Water Treatment

### 2.5.1 Controller DULCOPOOL

Simple management of private pools

Measurement parameters: pH, ORP



The controller DULCOPOOL enables simple management of private swimming pools. It is operated using a touch display. DULCOPOOL uses two peristaltic pumps, which are integrated in the device, to control the pH and chlorine concentration totally automatically.



DULCOPOOL measures pH and ORP. The ORP is used to control the concentration of chlorine in the swimming pool water in order to ensure proper disinfection and guarantee the safety of pool users.

DULCOPOOL is very easy to operate and maintain. The compact structure and clear design make light work of installation and make simple management of private pools possible.

The device is equipped with Modbus RTU for connecting to SmartHome systems as standard. What's more, DULCOPOOL is easy to operate by smartphone (Android and iOS) with Wi-Fi functionality. This requires the MyHydro Connect app, which is available for free from the iOS App Store and the Google Play Store.

#### Your Benefits

- Simple and quick to install
- Configuration can be uploaded, stored and printed
- Simple menu-based operation via 4" touch display
- Low-noise operation due to peristaltic metering pumps
- Connection to SmartHome systems
- Wi-Fi capability with iOS and Google Play apps for monitoring, operating and configuring the controller with a 1:1 connection to a smartphone or via a Wi-Fi network. This requires the MyHydro Connect app, which is available for free from the iOS App Store and the Google Play Store.
- And to make things get even simpler: DULCOPOOL is also available as DULCODOS POOL Basic, a pre-assembled system with all the necessary accessories

#### Technical Details

- pH and ORP sensor input via a BNC connection
- 3 different metering quantities: 0.8, 1.6 and 2.4 l/h
- Sample water monitoring input stops metering and issues an alarm
- Monitoring of low levels in the chemical tank
- Metering monitor for protection against over-metering with metering stop and over-metering alarm
- Adjustable sensor run-in period for ORP
- Modbus RTU interface (RS485) as standard
- Digital input, pause control
- 1-point calibration (pool value) possible
- Alarm relay or time-controlled relay output
- Electrical connection: 230 V AC, 50/60 Hz , max. 850 W, 3.5 A
- Degree of protection: IP 54

	Order no.
DULCOPOOL, Wi-Fi, 0,8 l/h	1127845
DULCOPOOL, Wi-Fi, 1,6 l/h	1127844
DULCOPOOL, Wi-Fi, 2,4 l/h	1127842

# 2.5 Controllers for Swimming Pool Water Treatment

## 2.5.2 Controller DULCOPOOL Pro

**Simple management and maximum efficiency**

**Measurement parameters: pH, ORP, free chlorine, total chlorine, bromine, ozone and hydrogen peroxide**



The controller DULCOPOOL Pro controls various sizes of swimming pool ranging from private and hotel pools to Olympic-sized pools and all the attractions that come with them. Thanks to its touch display and web interface, the controller can be operated with ease and integrated into SmartHome systems or PLCs.



DULCOPOOL Pro is a multi-parameter controller for individual swimming pools. It enables all types of chlorine and other important disinfection parameters to be measured. Up to five parameters can be monitored simultaneously.

To ensure precise control of the pH and chlorine concentration, DULCOPOOL Pro supports various types of metering pump. The concentration of disinfectant required in the pool water is thereby kept constant.

The integrated calendar keeps track of all maintenance work and allows the service personnel to plan tasks such as calibrating and replacing sensors.

Above and beyond this, there are eight different timers. These control additional functions, such as fountains, backflushing, circulation and temperature control.

Technical support is available via remote access and provides the user with an all-round solution.

Standard interfaces make seamless integration into SmartHome systems or PLCs possible. What's more, the controller can be called up and monitored via an integrated web interface, which is accessed via LAN and Wi-Fi-enabled devices.

### Your Benefits

- Simple and quick to install with data logging function
- Intuitive menu navigation via the 5" touch display with extensive monitoring functions and maintenance calendar
- Remote access to the web interface via LAN and Wi-Fi
- Connection to SmartHome systems via Modbus RTU and TCP interface
- Control of additional functions such as fountains, backflushing, circulation and temperature control using eight different timers
- Technical support is available via remote access
- Simple commissioning and maintenance via an integrated simulation tool for inputs and outputs
- Configuration via PC tool, including uploads and downloads via USB stick for documentation and cloning the device settings
- And to make things get even simpler: DULCOPOOL Pro is also available as DULCODOS POOL Comfort and Soft, a pre-assembled system with all the necessary accessories



<b>Order no.</b>	
DULCOPOOL Pro, EN, DE, FR, ES	1126493

### In the scope of delivery

<b>Order no.</b>	
LAN cable for DULCOPOOL Pro / AEGIS S	1132290

## 2.5 Controllers for Swimming Pool Water Treatment

### Technical Data

#### Measured variables

pH  
 ORP  
 Active chlorine - free - total  
 Bromine (seawater)  
 Ozone  
 Stabilised chlorine (isocyanuric acid)  
 Turbidity  
 Conductivity  
 Flow  
 Temperature (via mA)  
 Calculations: Chloramine ~ Active chlorine ~ Salt content

#### Combinations of measured variables

pH, free chlorine  
 pH, free chlorine, temperature  
 pH, ORP, free chlorine, temperature  
 pH, free chlorine, total chlorine (calculated combined chlorine)  
 pH, ORP, free chlorine, total chlorine, temperature

#### Inputs and outputs

**Inputs**  
 2 potentiometric inputs for pH and ORP  
 2 galvanically isolated 4-20 mA inputs for amperometric sensors, e.g. free and total chlorine  
 2 non-isolated 4-20-mA-inputs, e.g. for conductivity, turbidity and temperature sensors  
 4 digital inputs, e.g. for tank level, remote pause, sample water alarm  
 8 timers for controlling the relays or mA outputs for circulation  
 1 USB port for backing up data, configuration and updates  
 Up to 10 measured/calculated parameters, e.g. combined chlorine and salt content  
 Control for all kinds of actuators, such as metering pumps, solenoid valves, UV system

**Outputs**  
 2 output relays, 230 V  
 2 potential-free contact relays (max. 240 pulses/min)  
 2 electronic relays (max. 500 pulses/min), for controlling electronic pumps, e.g. beta4b  
 4 analogue outputs 0/4-20 mA, e.g. for recorders, for controlling circulating pumps

#### Communication

12 V, max. 500 mA output to supply a conductivity sensor  
 Modbus RTU (RS 485) (as standard)  
 Modbus TCP (as standard)  
 LAN and Wi-Fi (as standard)  
 For LAN and Modbus TCP, the connecting cable, order no. 1132290, DULCOPOOL Pro LAN cable, contained in the scope of delivery, is also included

#### Electrical Connection

100 – 230 V, 50/60 Hz, 30 VA

#### Enclosure rating

IP 65





## 2.6 Measuring and Control System DULCOMARIN 3 for Water Treatment in Public Swimming Pools

### 2.6.1

### Measuring and Control System DULCOMARIN 3

**New features and functions – one big step for DULCOMARIN, one gigantic step for your pool system.**



The measuring and control system DULCOMARIN 3 is your digital link to the technology of the future. It controls the entire range of swimming pools – from adventure pools to private pools – and is used as a multi-pool system for up to 16 filter circuits.



The measuring and control system DULCOMARIN 3 is a reliable system for the treatment of swimming pool water.

Handling is via the system's 7" touch display. The intuitive menu navigation is also supported by videos and shows step-by-step calibration of the sensors. The DULCOMARIN 3 can also be controlled remotely via the Internet. Attractions, lighting, circulating pumps, filter backwashing and a counterflow system for various training profiles can also be triggered via DMX. The system can be extended at any time to meet future requirements.

The circulation capacity of the pumps adapts to the water quality in Eco! operating mode. Chemicals are metered precisely according to demand based on the measured values, reducing ongoing energy costs and saving chemicals.

DULCOMARIN 3 is available in two designs. The DULCOMARIN 3 Compact design is the right unit for one filter circuit. Networking is provided by the LAN-based cNet. When used as a multi-pool system, the DULCOMARIN 3 Global Unit is the central element of the measuring and control system. There is a local unit for each individual pool, which transmits all data to the superordinate global unit, where all information relating to the individual local units is collated. To keep operation as simple as possible, menu navigation is designed to be intuitive and is also supported by videos.

DULCOMARIN 3 has numerous interfaces:

- LAN/Ethernet and optional Wi-Fi, USB interface for future software expansion and for the transfer of data logger files.
- Connection to a PLC or building management system as standard via OPC UA, BACnet IP and Modbus RTU and with an optional gateway to PROFINET.

#### Your Benefits

- Energy- and cost-efficient control of your swimming pool
- The DULCOMARIN 3 can be accessed from any Internet-compatible device (web browser and VNC app needed)
- Simple calibration of the sensors with video support
- Status messages and alarms issued by e-mail
- View and assess the time-based curve of the measured values of all pools on the integrated screen plotter
- Simple, unrestricted LAN and Wi-Fi connection – like in your home network
- Scope for upgrading at a later date by means of the ProMinent internal cNet bus system
- Intelligent chlorine sensors: save the sensor data and are always in the optimum measuring range thanks to auto-ranging
- Intelligent metering pumps: provide information on operating parameters, such as chemical level statuses and pump capacity, within the range of 0.7 l/h to 1,000 l/h
- A wealth of communication options by means of
  - Modbus RTU
  - OPC UA
  - BACnet IP
  - Web interface
  - VNC server
  - A gateway to Profinet is available as an option
- View historical measured data directly on the controller: thanks to the integral screen plotter with data logger via USB
- Now with optional conductive conductivity measurement. Compatible with all ProMinent conductivity sensors, e.g. LFTK 1 DE
- Optional 2-channel mA input, e.g. to measure turbidity

## 2.6 Measuring and Control System DULCOMARIN 3 for Water Treatment in Public Swimming Pools

### Technical Details

- Measured variables: pH, ORP, free chlorine, total chlorine, combined chlorine, conductive conductivity, any measured variables via up to 6 analogue inputs for any sensors via 0/4-20 mA signals, temperature
- Precision: 0.3 % of the measuring range limit value
- Control characteristic: P/PI/PID control
- Digital inputs: 8 potential-free control inputs e.g. for sample water errors, pause control, parameter switch-over
- Modular slots: 4 to accommodate 2-channel I/O modules in each, selectable via identity code and retrofittable
- Pump relay (pulse frequency): 4
- Output relay: 3 potential-free changeover contacts, 3 changeover contacts with power supply, voltage-switching
- All output relays can be replaced
- Signal current output: via 2-channel I/O modules 2 x 0/4-20 mA or 4 x 0/4-20 mA
- Interfaces: USB, LAN (Ethernet), Wi-Fi
- Supply voltage: 100 – 230 V, 50/60 Hz, optional 24 V DC
- Dimensions: 430 x 290 x 150 mm (L x W x H)

### Field of Application

- Regulation and control of the entire swimming pool
- Water parks
- Public swimming pools
- High-end private pool



## 2.6 Measuring and Control System DULCOMARIN 3 for Water Treatment in Public Swimming Pools

### What is Eco!Mode operating mode?

Eco!Mode permits the circulation capacity to be lowered when the DIN hygiene parameters of pH, ORP, free and combined chlorine are within the permitted limits. A circulating pump with frequency converter and analogue input is needed for this. The reduction can be activated via a remote control input, dependent on the DIN hygiene parameters being observed, the time and appropriate activation. A combination of criteria is also possible. If the DIN hygiene parameters are no longer being observed, then the circulation capacity is increased again to nominal capacity. Reducing pump capacity saves energy and, in so doing, reduces CO<sub>2</sub> emissions. If the DIN hygiene parameters are no longer being observed, then chlorine metering is again increased to the normal setpoint.

### What is a web server?

A web server interface is a software application, which runs in the DULCOMARIN 3 processor and is fitted in the controller as standard. The web server provides web pages which are an exact match of the DULCOMARIN 3 menus. So it's exactly the same as operating on-site on the controller itself.

The web server allows the DULCOMARIN 3 to be visualised with ease without special visualisation software being required on the PC. The web server is completely independent of the PC/tablet operating system, just the installed web browser is needed.

The DULCOMARIN 3 can be connected to a network or PC via a LAN/Ethernet interface. Connecting via the in-built Wi-Fi is possible as an option.

Standard network components from appropriate retailers can be used as accessories for cabling, router, Wi-Fi etc.

The same information can be accessed via the web server as on the DULCOMARIN 3 itself, e.g. viewing and changing setpoints of all measurement and control variables, adapting alarm thresholds, viewing screen plotters. The processes for adapting the bus configuration and setting up users can only be undertaken directly on the controller itself or via a VNC viewer.

The web server runs in parallel with the VNC viewer and Modbus RTU.

### What is a VNC viewer?

VNC stands for Virtual Network Computing and is a way of remotely controlling the DULCOMARIN 3 controller via a PC with a Windows operating system or via a tablet/smartphone with Android or IOS.

The person with remote control sees what the local operator is operating and vice versa. This means that help and support can be easily provided remotely. The DULCOMARIN 3 needs to be accessible via the Internet. VNC programs are available to download from the app stores provided by the above-mentioned operating system providers e.g.:

<https://www.realvnc.com/de/connect/download/vnc/>

### What is cNet?

The cNet is a LAN-based, ProMinent-specific network, which connects one Global Unit and up to 16 Local Units. The cNet may not be connected to an existing LAN network. For cNet networking, you need 1 LAN connecting cable M12 - RJ45 5.0 m and 1 LAN coupling IP 68 per device (included in scope of delivery). All other LAN connections are established using conventional commercially available LAN cables and LAN switches. One LAN switch is needed per 100 metres.

One Global Unit and 4 Local Units can be connected to the 5-port LAN switch provided.

CANopen specifications observed by all devices:

In terms of hardware, all devices comply with the harmonised CAN specification 2.0 (ISO99 - 1, ISO99 - 2). This includes the CAN protocol (ISO 11898 - 1) and details on the physical layer in compliance with ISO 11898 - 2 (high speed CAN up to 1 Mbit/sec) and ISO 11898 - 3 (low speed CAN up to 125 kBit/sec). The device complies with the CAN-Open specification CIA-DS401 that forms the basis of the European standard EN50325 - 4. It also complies with the controller device profile CiA-404.

## 2.6 Measuring and Control System DULCOMARIN 3 for Water Treatment in Public Swimming Pools

### Accessories for the DULCOMARIN 3 Measuring and Control System

#### Retrofit module

	Order no.
Module 2x mA output	1092565
Module 2x conductive conductivity temperature sensor input	1081809
Module 2x mA sensor input	1081806
Module 2x mV sensor input	1081807

#### General Accessories

	Order no.
PHES 112 SE	150702
RHES-Pt-SE	150703
Cable combination, coaxial, Ø 5 mm 0.8 m - SN6 - pre-assembled	1024105
Cable combination, coaxial, Ø 5 mm 2 m - SN6 - pre-assembled	1024106
Cable combination, coaxial, Ø 5 mm 5 m - SN6 - pre-assembled	1024107
Two-wire measuring line 2 x 0.25 mm <sup>2</sup> Sold by the meter, 4 mm diameter	725122

#### Accessories for LAN and cNet Cabling

	Order no.
Connecting cable LAN M12 - RJ45 5.0 m	1026715
Connecting cable LAN M12 - RJ45 10.0 m	1026716
LAN coupling IP 68	1104183
TP-LINK TL-SG108 V4 network switch 8 port	1109816
Industrial 5-port LAN switch (for one Global Unit and 4 Local Units)	734799
Plug power unit 24 VDC for LAN switch	1083061
LAN cable cat. 5, 10 m grey	1109856
LAN cable cat. 5, 25 m grey	1109857
LAN cable cat. 5, 50 m grey	1109858

#### Accessories for CANbus Cabling

	Length m	Order no.
T-distributor M12 5 pole CAN	-	1022155
Termination resistor M12 plug	-	1022592
Connecting cable - CAN M12 5-pin.	0.3	1024568
Connecting cable - CAN M12 5-pin.	0.5	1022137
Connecting cable - CAN M12 5-pin.	1.0	1022139
Connecting cable - CAN M12 5-pin.	2.0	1022140
Connecting cable - CAN M12 5-pin.	5.0	1022141
Connecting cable - CAN M12 5-pin.	10	1046383
Connecting cable - CAN M12 5-pin.	25	1055588
Connecting cable - CAN M12 5-pin.	50	1055589

#### Important:

Do not allow the maximum CAN bus length (excluding branch lines) to exceed 400 m! The length of the LAN cable between the DULCOMARIN 3 and a LAN switch may not exceed 100 m. Then a LAN switch needs to be refitted. There is no limit to the length of the cable if this rule is observed.

## 2.6 Measuring and Control System DULCOMARIN 3 for Water Treatment in Public Swimming Pools

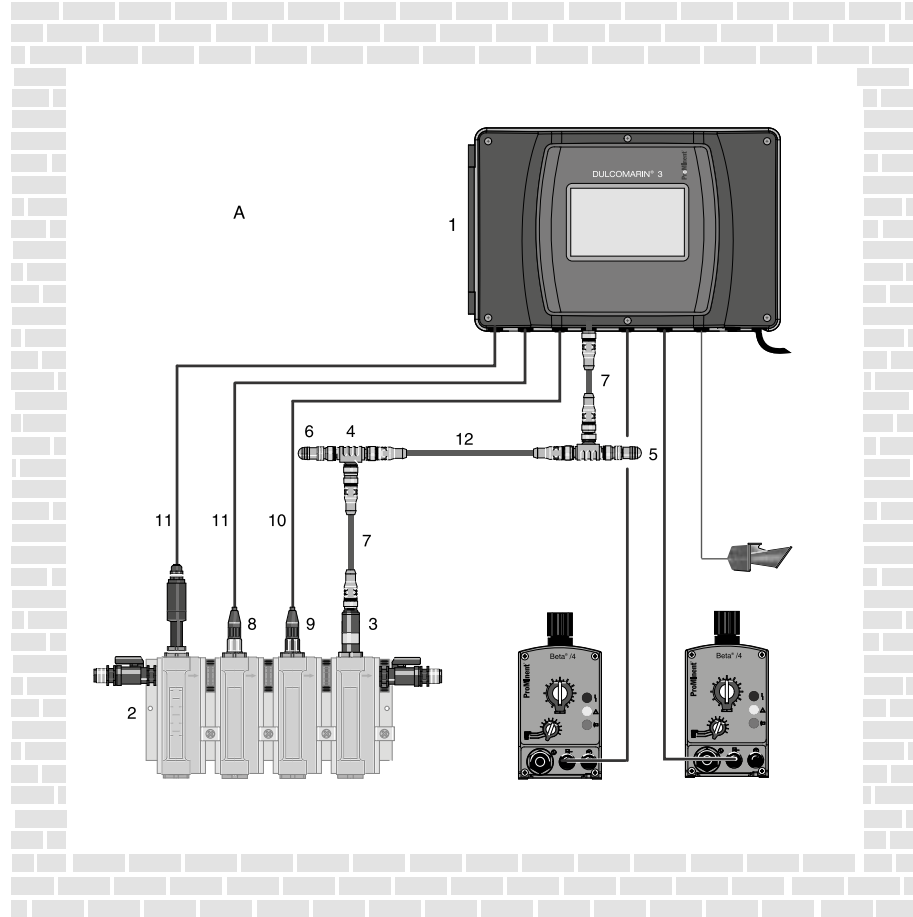
### 2.6.2

### Configuration Examples for the Measuring and Control System DULCOMARIN 3

#### Configuration example: 1-pool system

The example shown of a **measuring and control system for pH, ORP, free chlorine and temperature for a filtration circuit** consists of the following components (no metering technology):

A Plant room



Pos.	Qty	Name	Order no.
1	1	DULCOMARIN 3 Compact for 1 pool	DCPAEUWMA6L001XX-EN01
2	1	Bypass armature BAMA with two PG 13.5 modules and one G 1" module and sensor adapter	BAMAEU2221XXF01X-000000DE
3	1	Chlorine sensor CGE 3-CAN-10 ppm	1047977
4	3	T-distributor M12 5 pol. CAN	1022155
5	1	Termination resistor M12 coupling	1022154
6	1	Termination resistor M12 plug	1022592
7	2	Connecting cable - CAN M12 5-pole 0.5 m	1022137
8	1	pH Sensor PHES 112 SE	150702
9	1	ORP Sensor RHES-Pt-SE	150703
10	2	Cable combination, coaxial, Ø 5 mm 2 m - SN6 - pre-assembled	1024106
11	2 m	Two-wire measuring line 2 x 0.25 mm <sup>2</sup> Ø 4 mm	725122
12	1	Connecting cable - CAN M12 5-pole 25 m	1055588
12	1	Connecting cable - CAN M12 5-pole 50 m	1055589
12	1	Connecting cable - CAN, sold by the metre	1022160

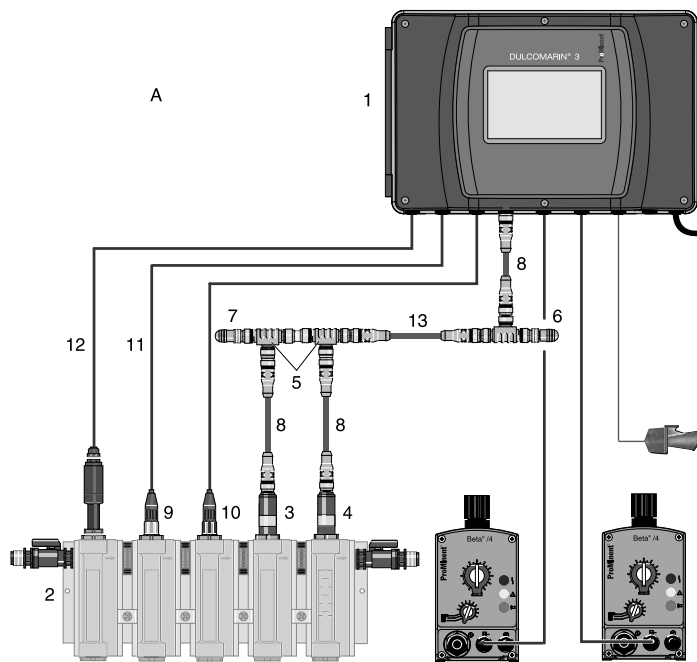


## 2.6 Measuring and Control System DULCOMARIN 3 for Water Treatment in Public Swimming Pools

### Configuration example: 1-pool system

The example shown of a measuring and control system for pH, ORP, free and combined chlorine and temperature for a filtration circuit consists of the following components (no metering technology):

A Plant room



Pos.	Qty	Name	Order no.
1	1	DULCOMARIN 3 Compact for 1 pool	DCPAEUWPMA6L001XX-EN01
2	1	Bypass fitting BAMA with two PG 13.5 modules and two G 1" modules and sensor adapter	BAMAEU2222XXF01X-000001EN
3	1	Chlorine sensor CTE 1-CAN-10 ppm	1023427
4	1	Chlorine sensor CGE 3-CAN-10 ppm	1047977
5	3	T-distributor M12 5 pol. CAN	1022155
6	1	Termination resistor M12 coupling	1022154
7	1	Termination resistor M12 plug	1022592
8	3	Connecting cable - CAN M12 5-pole 0.5 m	1022137
9	1	pH Sensor PHES 112 SE	150702
10	1	ORP Sensor RHES-Pt-SE	150703
11	2	Cable combination, coaxial, Ø 5 mm 2 m - SN6 - pre-assembled	1024106
12	2 m	Two-wire measuring line 2 x 0.25 mm <sup>2</sup> Ø 4 mm	725122
13	1	Connecting cable - CAN M12 5-pole 25 m	1055588
13	1	Connecting cable - CAN M12 5-pole 50 m	1055589
13	1	Connecting cable - CAN, sold by the metre	1022160

## 2.6 Measuring and Control System DULCOMARIN 3 for Water Treatment in Public Swimming Pools

### Configuration example: Multipool system

The Multipool system differs only in terms of the identity code of the controllers:

The Global Unit (there needs to be one yet there may only be one). The Global Unit itself can control a filtration circuit or act as a pure operating unit in the pool caretaker's office:

Example

Global Unit with measuring and control function for one filtration circuit:

DCPAEUWPMGA6W100001XXDE01

Global Unit in the pool caretaker's office, without measuring and control function:

DCPAEUWPMGA6W000001XXDE01

Local Unit: there can be up to 16, but it does not support Wi-Fi:

DCPAEUWPMHA60100001XXDE01

### The following is needed to network the controllers to each other:

	Order no.
Connecting cable LAN M12 - RJ45 5.0 m	1026715
LAN coupling IP 68	1104183
Industrial 5-port LAN switch (for one Global Unit and 4 Local Units)	734799
Plug power unit 24 VDC for LAN switch	1083061

### To be provided by the customer

- **Specification for the LAN switch**
  - Network switch 100 to 2000 MBit/s, screened RJ-45 ports, metal housing, optimised for data traffic, e.g. TP link TL-SG108 V3 8. The switch must not be a managed switch!
- **Specification for the LAN cable**
  - CAT 5 or higher specification, at least 100 Mbit/s data rate
  - Maximum length to LAN switch: 100 m
  - You can opt for a fibreglass connection for longer lengths

### The DULCOMARIN 3 Compact and Multipool systems differ only by the identity code of the controllers.

#### What is a DULCOMARIN 3 Compact Unit?

DULCOMARIN 3 Compact is intended for controlling a filtration circuit. It can measure and regulate the pH, ORP, free chlorine, combined chlorine, total available chlorine and temperature-measured variables. The controller is usually installed in the plant room. To ensure that you can monitor all values at all times, the unit can be fully operated using a PC with VNC viewer, which is located in the pool caretaker's office. The connection is either via the standard LAN or optional Wi-Fi. Conventional LAN-Office components can be used. A VNC viewer needs to be installed on the terminal device (e.g. PC). A LAN connecting cable M12 - RJ45 is needed to connect to a LAN network or PC. With a DULCOMARIN with software version 01.00.10.00 or later the operating mode can be freely adjusted between Compact, Global and Local Unit.

#### What is a DULCOMARIN 3 Multipool Global Unit?

A DULCOMARIN 3 Multipool system consists of a Global Unit with a 7" touch display. It could be described as the central control unit via which all controllers of all pools, the Local Units, can be operated in full. There needs to be one Global Unit installed in each system yet there may only be one. It can control a filtration circuit or act as a pure operating panel in the pool caretaker's office. If the Global Unit itself controls a filtration circuit, i.e. it is located in the plant room, then it can be fully operated using a PC or tablet PC with a VNC viewer, located in the pool caretaker's office. The connection is either via the standard LAN or optional Wi-Fi. Conventional LAN-Office components can be used. A web browser or VNC viewer needs to be installed on the terminal device (e.g. PC). A LAN connecting cable M12 - RJ45 is needed to connect to a LAN network or PC. The Global Unit can also optionally be equipped with Wi-Fi. Full operability is then possible using a web browser and VNC viewer. A ProMinent-specific LAN-based cNet connector is available for networking with the Local Units. A LAN connecting cable M12 - RJ45 is needed for this. The cNet may not be connected to existing LAN networks.

#### What is a DULCOMARIN 3 Multipool Local Unit?

A DULCOMARIN 3 Multipool system can control up to 16 filtration circuits, i.e. 16 Local Units with a 7" touch display are needed. The controller can be used to operate the local pool. Every Local Unit controls one filtra-

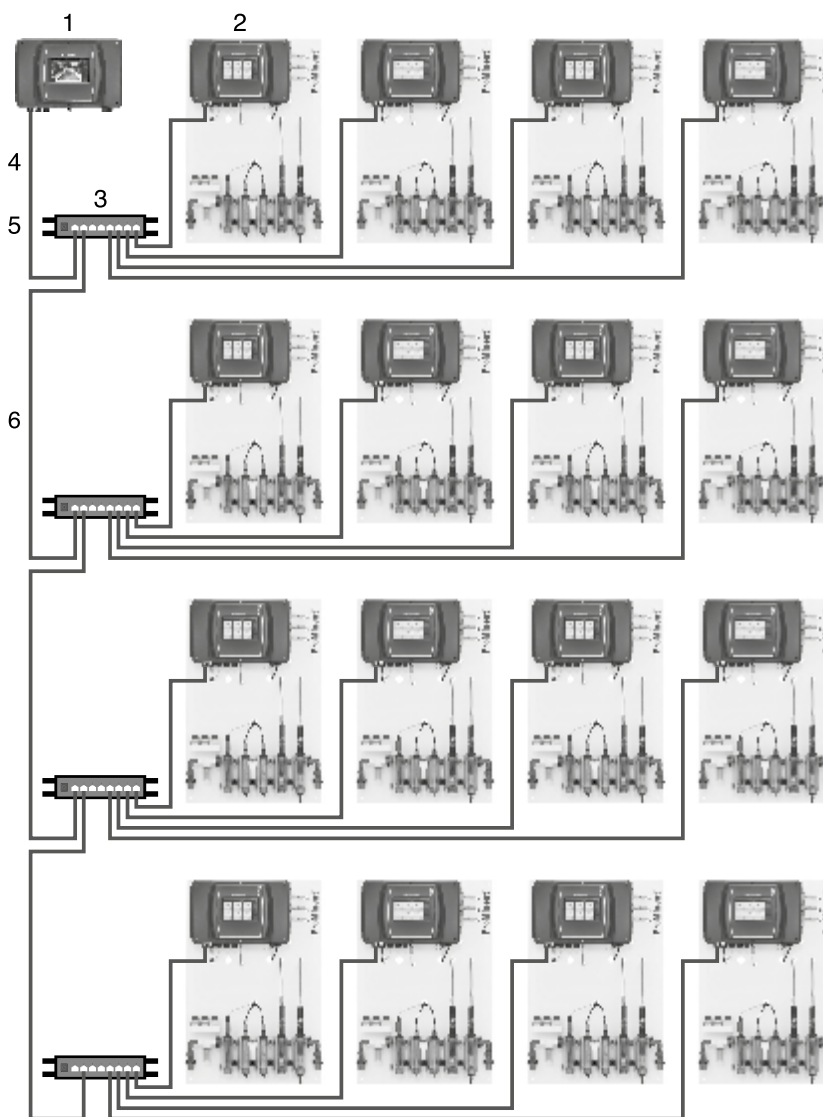


## 2.6 Measuring and Control System DULCOMARIN 3 for Water Treatment in Public Swimming Pools

tion circuit. They are connected to the Global Unit via cNet. A LAN connecting cable M12 - RJ45 cable and a LAN coupling IP 68 are needed for this. Conventional LAN cables and LAN switches can be used for the connection from the LAN coupling onwards.

### Configuration example: Multipool system

- 1 Global unit
- 2 Up to 16 local units
- 3 LAN switch, e.g. TP-link 8 port switch
- 4 Connecting cable LAN M12 - RJ45 5.0 m
- 5 LAN coupling IP68
- 6 Customer's LAN cable, up to 100 m in length



**Global Unit** with measuring and control function for one filtration circuit:

Identity code: DCPAEUWPM GA 6W 1 00001XXDE01

Or as a pre-assembled measuring and control station with sensors and optional metering pumps:

Identity code: DSPAPD80 GW A00D000010

**Global Unit** in the pool caretaker's office, without measuring and control function:

Identity code: DCPAEUWPM GA 6W 0 00001XXDE01

There may be up to 16 **Local Units**, but it does not support Wi-Fi:

Identity code: DCPAEUWPMHA60100001XXDE01

Or as a pre-assembled measuring and control station with sensors and optional metering pumps:

Identity code: DSPAPD80 H0 A00D000010

**Technical specifications if provided by the customer**

**LAN switches**





## 2.6 Measuring and Control System DULCOMARIN 3 for Water Treatment in Public Swimming Pools

---

Network switch 100 to 2000 MBit/s, screened RJ-45 ports, metal housing, optimised for data traffic, e.g. TP link TL-SG108 V3 8. The switch must not be a managed switch!

### **LAN cable**

CAT 5 or higher specification, at least 100 Mbit/s data rate

Maximum length to LAN switch: 100 m

You can opt for a conventional fibreglass connection with longer lengths

# 2.6 Measuring and Control System DULCOMARIN 3 for Water Treatment in Public Swimming Pools

## 2.6.3 Identity Code Ordering System DULCOMARIN 3

DCPa	Regional design	
	EU	Europe (Standard)
		Type of mounting
	W	Wall mounting
		Version
	PM	ProMinent
		Function
	X	Compact Unit, 1 filter circuit
	G	Multipool, Global Unit, cNet, there needs to be one global unit in a system
	H	Multipool, Local Unit, cNet, there can be up to 16 local units
	R	Replacement central unit for DULCOMARIN II, along with: M, A, P, N, R, F, I modules
		Application
	A	7" touch operation
		Supply voltage
	4	24 V DC
	6	100... 230 V, 50-60 Hz
		Communication
	X	LAN with VNC server (please order LAN cable separately)
	W	WLAN with VNC server
		Module slot 1
	0	No module
	1	Module 2 x mV/temperature (inputs pH/ORP)
		Module slot 2
	0	No module
	2	2-channel mA input
	4	Module 2 x mA outputs (measured value/control)
		Module slot 3
	0	No module
	2	2-channel mA input
	4	Module 2 x mA outputs (measured value/control)
	5	1-channel conductive conductivity measurement
		Expansion level 4 / module slot 4
	0	No module
	2	2-channel mA input
	4	Module 2 x mA outputs (measured value/control)
	5	Conductive conductivity
		Software packages
	01	P1 standard with VNC, email, data logger, etc.
		Smart Control
	XX	None
		Operating Instructions
	XX	None
	DE	German
	EN	English
	FR	French
	ES	Spanish
	IT	Italian
	BG	Bulgarian
	CN	Chinese
	CZ	Czech
	DK	Danish
	EE	Estonian
	FI	Finnish
	GR	Greek
	HU	Hungarian
	JP	Japanese
	KR	Korean
	LT	Lithuanian
	LV	Latvian
	NL	Dutch
	PL	Polish
	PT	Portuguese
	RO	Romanian
	SE	Swedish
	SK	Slovakian
	SL	Slovenian
	RU	Russian
	TH	Thai
	TR	Turkish
		Approvals
	01	CE
	03	CE + EAC
	07	MET (USA)
	08	CE + MET (Europe)

2





## 2.6 Measuring and Control System DULCOMARIN 3 for Water Treatment in Public Swimming Pools

### 2.6.4 Functional Module (F-module) for DULCOMARIN 3

#### Swimming pool water - everything at a glance



With the function module (F module) of the DULCOMARIN 3 controller, you can conveniently control the water circuit of your swimming pool. You save energy, chemicals and the water quality remains high.



Together with the DULCOMARIN 3, the functional module (F-module) controls the water circuit of your swimming pool and is connected to a compact unit via CAN bus.

The compact unit clearly visualises the water circuit and documents the supply of fresh water.

The circulation capacity of the circulating pumps adapts to the water quality in Eco!Mode operating mode, thereby reducing ongoing energy costs and saving chemicals.

#### Your Benefits

- Visualisation of the entire system via the 7" display on the controller, the web server and VNC viewer
- Activation of Eco!Mode to reduce the rate of circulation in line with water quality
- Overview of the daily volume of fresh water
- Control of the swimming pool's water circuit

#### Technical Details

The following functions are possible with the F-module:

##### Control

Circulation operation for one or two parallel circulating pumps and one or two parallel filters, automatic back-flushing (control of a rod valve), primary filtrate (control of a rod valve), internal circuit, electric return shut-off valve, lowering of the water level in idling mode

##### Measure

Flow control of circulation, water level check, sample water valve, flow monitor, recording of current circulating flow, recording of fresh water top-up, lifting system, error and water alarm (cellar)

##### Wellness

Pool water heating function, heating control, solar heating, JetStream, flood/neck shower, massage nozzle, underwater light

##### Clean

Guttering cleaning function, popular attractions, open/close pool cover

##### Communication

Incorporating up to 2 F-modules per filter circuit, connection between DULCOMARIN 3 and F-module via CAN bus

Inputs and outputs:

- 6 feeding output relays
- 1 alarm relay
- 2 analogue outputs for controlling frequency converters
- 5 digital control inputs, e.g. for level monitoring of raw water tank, flow control, contact water meter for monitoring circulation and fresh water supply

Supply voltage: 100 - 240 V, 50/60 Hz

Power consumption: Depends on connected consumers, see installation and operating instructions, DULCOMARIN 3 function extension with F-module.

**Identity code: DCPAEUWPMXD60Y000XXXXDE01**



# 2.6 Measuring and Control System DULCOMARIN 3 for Water Treatment in Public Swimming Pools

## 2.6.5 Webcam Function for DULCOMARIN 3

See more with the webcam function for DULCOMARIN 3: swimming pool control from anywhere



The webcam function for DULCOMARIN 3 makes swimming pool control even easier: you can see your pool comfortably on your PC or mobile device.



Using the new webcam function, you can conveniently see your pool on the DULCOMARIN 3 display and via the web browser on your PC or mobile device.

The webcam for DULCOMARIN 3 runs in conjunction with the F-module. It is pre-configured and is connected via the cNet port. Being of protection class IP 67, the webcam can be used indoors and outdoors.

### Technical Details

Included in the scope of delivery:

- Webcam
- Power supply 230V / 12 V DC / 1 A
- 1 m network cable
- Drilling template
- Mounting materials
- Instructions

	Order no.
<b>Web cam for DULCOMARIN 3</b>	1113164

### Accessories

	Order no.
Connecting cable LAN M12 - RJ45 5.0 m	1026715
LAN coupling IP 68	1104183
LAN cable cat. 5, 10 m grey	1109856
LAN cable cat. 5, 25 m grey	1109857
LAN cable cat. 5, 50 m grey	1109858

## 2.6 Measuring and Control System DULCOMARIN 3 for Water Treatment in Public Swimming Pools

2.6.6

Modbus RTU Gateway for PROFINET for DULCOMARIN 3

### Simple connection of DULCOMARIN 3 to programmable logic controllers



The Modbus RTU to Profinet gateway makes swimming pool control simple. Data from up to 16 pools is transmitted to a central PLC.



The new gateway Modbus RTU for Profinet makes simple connections and communication between DULCOMARIN 3 and a programmable logic controller (PLC) possible via Profinet. Data for up to 16 swimming pools can then be transferred to one central PLC.

### Your Benefits

- All DULCOMARIN 3 measurement data is contained in the Profinet protocol
- Setting setpoints and switching over to Eco!Mode via Profinet
- Simple commissioning thanks to preconfigured module
- A sample project that works with the Siemens TIA Portal is available to download

### Technical Details

- Supply voltage: 24 V DC  $\pm$  6 V (provided on-site)
- Power consumption: 24 V, max. 130 mA
- Reverse polarity protection
- Connection on Modbus RTU side: D-Sub plug, 9-pin (cable included in the scope of delivery)
- Connection on Profinet side: RJ45 (a Profinet cable is not included in the scope of delivery)
- Ambient temperature (operation), 0 to + 60 °C
- Mounting type: DIN rail, DIN EN 60715
- Dimensions (L x W x H): 100 x 52 x 70 mm (not including plug)
- Weight: approx. 150 g
- Degree of protection: IP 20

### Included in the scope of delivery:

- Gateway, pre-configured
- 10 m connecting cable from DULCOMARIN 3 to gateway
- GSDML file in download

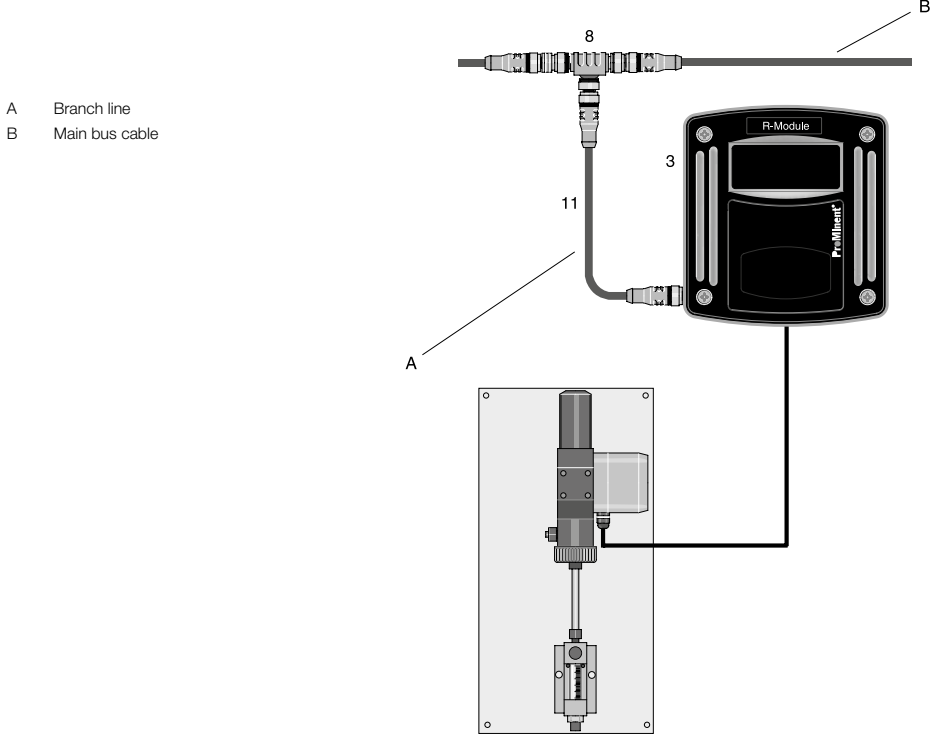
Order no.

Gateway between Modbus RTU and Profinet

1117191

# 2.6 Measuring and Control System DULCOMARIN 3 for Water Treatment in Public Swimming Pools

## 2.6.7 Control Module for Chlorine Gas Metering Devices (R Module)



The R module permits control of chlorine gas metering devices, which have a response signal potentiometer. It includes 2 output relays for opening and closing and one input for a 1 ... 10 kΩ response signal potentiometer.

The R module is connected to the other units via the main bus cable using the T-distributor and 0.5 m CAN connection cable supplied.

**The R module in the above example consists of the following components (not including the chlorine gas metering device):**

Pos.	Qty	Name	Order no.
3	1	R module DXMa R W 2 0 00 01	DXMARW200001
8	1	T-distributor M12 5 pol. CAN	1022155
11	1	Connecting cable - CAN M12 5-pole 0.5 m	1022137

Our Sales department would be glad to assist with any questions you may have.



## 2.6 Measuring and Control System DULCOMARIN 3 for Water Treatment in Public Swimming Pools

### 2.6.8 Chlorine Sensors for DULCOMARIN II and DULCOMARIN 3

The technical data for the sensors can be found in the chapters indicated.

Sensor type	Measured variable	Determination of combined chlorine	Compatible with contamination	Compatible with chlorine electrolysis	Compatible with trichloroiso-cyanuric acid
<b>CGE 3-CAN-10 ppm</b> order no. 1047977	Free chlorine	Yes, with CTE 1-CAN-10 ppm, order no. 1023427	Suitable for higher levels of contamination, surfactants	Yes	Yes
<b>CTE 1-CAN-10 ppm</b> order no.: 1023427	Total chlorine	Yes, with CBR 1-CAN-10 ppm, order no. 1023425	Suitable for higher levels of contamination, surfactants	No	No
<b>CLO 1-CAN-10 ppm</b> order no.: 1122057	Free chlorine	No	Tolerance against biofilm formation with hydrodynamic cleaning	Yes	
<b>CLE 3-CAN-10 ppm</b> order no.: 1023425	Free chlorine	No	Limited suitability	Yes	No
<b>CBR 1-CAN-10 ppm</b> order no.: 1023425	Free chlorine	Yes, with CTE 1-CAN-10 ppm, order no. 1023427	Suitable for higher levels of contamination, surfactants	No	No

The sensors CLO 1-CAN-10 ppm (order no.: 1122057) and CGE 3-CAN-10 ppm (order no. 1047977) only work with DULCOMARIN II with software version 3036 or higher.

Important: DULCOMARIN II devices with a software version of 3027 or earlier cannot be updated.





# 2.7 Controllers for Cooling Tower Control

## 2.7.1 Overview of Cooling Tower Control

**Controller selection table**

Function	AEGIS X	AEGIS II	SlimFLEX 5a	AEGIS S
<b>Number of cooling towers controlled</b>	6	2	1	1
<b>Bleeding/desludging</b>				
Conductive conductivity-dependent	+	+	+	+
Inductive conductivity-dependent (via mA)	+	+		+
Alternatively, dependent on the volume of water added	+	+	+	+
Alternatively, as a percentage based on a time base of 5 minutes	+	+	+	
<b>Biocide metering</b>	Free configurable	Up to 2 per cooling tower	Up to 2	Up to 2
Forced bleeding with timer-controlled biocide metering	Time-dependent and/or measured value-dependent	Time-dependent and/or measured value-dependent	Time-dependent and/or measured value-dependent	Time-dependent and/or measured value-dependent
Bleed lock after timer-controlled biocide metering	+	+	+	+
<b>Metering of chemicals (inhibitors, dispersants)</b>	Free configurable	Up to 4	Up to 2	Up to 2
Contact water meter-controlled	+	+	+	+
Alternatively, dependent on the bleed valve opening time	+	+	+	+
Alternatively, as a percentage based on a time base of 5 minutes	+	+	+	-
Controlled via fluorescence sensor	+	+	+	-
<b>Control of metering pumps and bleed dampers</b>				
Pulse frequency outputs for metering chemicals	4-12	4	-	-
Changeover contact output relay, with power supply, for controlling a bleed damper or metering pumps	3-9	2	2	1
Changeover contact output relay, potential-free for controlling metering pumps	3-9	3	3	4
<b>Corrosion measurement</b>				
For two different metals, e.g. stainless steel, copper, construction steel, admiralty metal	+	+	-	-
0/4...20 mA analogue outputs	Free configurable	Up to 4	Up to 2	2
<b>Special functions</b>				
Fieldbus, Modbus		+, RTU		+, RTU and TCP
PROFIBUS-DP, BACnet® via external gateways on request	+	+	-	-
Subsequent function upgrade via plug-in modules	+	+	+	-
LAN connector	+, web server	+, web server	+, web server	+
WLAN/Wi-Fi	+, web server	+, web server	+, web server	+
E-mail reporting/alerts	+	+	+	-
Graphic display of metering and bleeding on the web server	+	+	+	-
Data logger	+	+	+	+
<b>Power supply</b>				
100 - 230 V AC	+	+	+	+
<b>Method of installation, degree of protection</b>				
Wall mounting	IP 66, IP 67	IP 65	IP 65	IP 65



## 2.7 Controllers for Cooling Tower Control

2.7.2

### Controller AEGIS X

#### Extremely flexible for extremely large cooling systems: Controller AEGIS X



AEGIS X ensures that evaporation cooling systems are run as efficiently as possible. The controller is highly flexible and suited to large cooling systems with many parameters. Using digital communication options, cooling towers can be conveniently monitored and their data evaluated remotely.



NEW

AEGIS X is a controller for treating cooling water in cooling towers and boilers.

In order to optimise the cooling process and prevent biological growth, deposits and corrosion, the controller continuously monitors the electrolytic conductivity and controls bleeding. Biocide metering based on time or measured values prevents contamination in the cooling tower.

With up to two satellite units, AEGIS X monitors and controls several cooling towers at the same time. The combination of main and satellite unit ensures truly excellent flexibility. This makes the controller perfectly suited to large cooling systems with many parameters, including corrosion.

Thanks to the large number of communication options, the cooling tower can be remotely controlled with ease. An individually adaptable web server makes simple management, tracking and data visualisation possible.

#### Your Benefits

- Excellent flexibility thanks to modular construction and easily extendible IO modules (input/output), allowing more sensors and pumps to be connected.
- Up to two satellite units can be added for additional inputs and outputs, allowing more sensors and pumps to be connected.
- Intuitive operation via the HMI (Human-Machine Interface) thanks to a clearly legible industrial display and robust keys for standard commands, such as calibration and monitoring.
- The adaptable web server permits simple configuration of process settings as well as monitoring and visualisation of process data.
- Extensive overview and control of the cooling tower processes: All process data and alarms can be communicated to the process control system via fieldbuses such as Modbus RTU.
- Advanced communication options: Various network protocols such as FTP or MQTT enable remote access and data management via Wi-Fi and LAN (Ethernet).
- Advanced calculations, such as cost calculation for managing chemicals.

#### Technical Details

##### Comprehensive inputs and outputs

- Up to 24 flexible sensor inputs and mA outputs (8 per device), e.g. CTFS sensor, linear polarisation resistor (LPR) corrosion sensor
- Up to 30 output relays and pulse outputs (10 per device) to control pumps and other actuators
- Up to 24 digital inputs (8 per device) to control level switches, water meters and remote switches
- Up to 12 pulse frequency outputs
- Up to 18 relays

##### Communication options

- In-built Modbus RTU and via gateways (BACnet, Modbus TCP, PROFINET)
- Web interface via Wi-Fi and Ethernet, FTP server, rest API, MQTT client interface. The client interface is an intuitive remote control via a Wi-Fi or network connection to your PC or smartphone, e.g. for configuration settings or setpoint settings.



## 2.7 Controllers for Cooling Tower Control

### Technical Data

#### Measured variables and measuring ranges

#### Conductivity:

with the digital sensor CTFS: 0.1 - 10 mS/cm  
 Via conductivity module L3 depending on sensor used (LMP, LFT): 50 µS/cm - 20 mS/cm  
 Via mA module AA with the inductive conductivity sensor ICT: 8 to 2 mS/cm, 20 mS/cm, 200 mS/cm

#### Type of connection mV:

pH: 0.00 ... 14.00  
 ORP potential: -1500 ... +1500 mV

#### Type of connection mA (amperometric measured variables, measuring ranges corresponding to sensors, 2 ppm, 10 ppm):

Chlorine  
 Chlorine dioxide  
 Chlorite  
 Bromine  
 Ozone  
 Hydrogen peroxide  
 Peracetic acid

#### Temperature:

via Pt 100/Pt 1000, measuring range 0 ... 150 °C

#### Inputs and outputs

#### Inputs

4 plug-in module slots per unit for  
 2-channel serial sensor input module  
 2-channel conductivity input module  
 2-channel mV input module  
 2-channel mV/mA input module  
 2-channel mA input module

#### Outputs

2-channel mA output module  
 6 output relays as changeover contacts, of which 3 are potential-free and 3 are AC/DC  
 4 pulse frequency outputs for controlling metering pumps  
 8 digital control inputs for contact water meter, flow switch and pause for locking

#### Resolution

pH: 0.01 pH  
 ORP: 1 mV  
 Amperometric analysis (chlorine etc.): 0.001/0.01 ppm, 0.01 vol. %

#### Accuracy

0.3% based on the full-scale reading

#### Temperature compensation

Pt 100/Pt 1000 for pH

#### Control characteristic

P/PI/PID control

#### Electrical Connection

100 – 230 V, 50/60 Hz

#### Ambient temperature

-5 ... 50 °C at max. 95% relative air humidity (non-condensing)

#### Tests and approvals

CE, MET, UK CA

#### Housing material

PC with flameproofing equipment

#### Dimensions

276 x 424 x 137 mm (H x W x D)

#### Enclosure rating

Wall-mounted: IP 67

#### Field bus connection

Modbus RTU, additional field buses via gateway

## 2.7 Controllers for Cooling Tower Control

### Description of modules

#### Module AA mA/mA sensor input (slot 1-3):

- 2 sensor inputs for connecting, e.g. chlorine sensors, such as CBR or pH transducer pHV1

#### Module V2 mV/mV temperature sensor input (slot 2-3):

- 2 sensor inputs for connecting pH and ORP sensors and temperature sensors Pt100/Pt1000, e.g. of type PHER, RHER, PHEI, RHEIC, Pt100SE

#### Module H1 mA/mA output (slot 1-3):

- 2 electrically isolated 0/4-20 mA analogue outputs for the output of measured values or control variables

#### Module D1 serial sensor module for monitoring (slot 1-3):

- Module 2 digital sensor inputs for connecting CTFS or CRS corrosion sensors

#### Module V1 mV/temperature + mA module (slot 2-3):

- 1 sensor input for pH or ORP sensor and temperature sensor Pt100/Pt1000
- 1 sensor input for connecting, e.g. chlorine sensors, such as CBR or pH transducer pHV1



# 2.7 Controllers for Cooling Tower Control

## 2.7.3 Identity code ordering system for AEGIS X

AGIX	Regional design	
	EU	Europe
	US	North America
	Type of mounting	
	W	Wall mounting
	Version	
	00	with ProMinent logo
	Function	
	XX	General water treatment applications
	CT	Cooling tower
	Operating unit	
	A	Master unit
	B	Satellite (extension unit)
	Supply voltage	
	6	100 - 230 V, 50/60 Hz
	Communication interface	
	W0	LAN+WLAN, Modbus RTU
	Extension slot 1	
	XX	None
	D1	Serial sensor module for CFTS and CRS
	L3	LF/temperature sensor input
	V1	mV/temperature + mA module
	H1	mA/mA output
	AA	mA/mA sensor input
	V2	mV/mV temperature sensor input
	Extension slot 2	
	XX	None
	D1	Serial sensor module for CFTS and CRS
	L3	LF/temperature sensor input
	V1	mV/temperature + mA module
	H1	mA/mA output
	AA	mA/mA sensor input
	V2	mV/mV temperature sensor input
	Extension slot 3	
	XX	None
	D1	Serial sensor module for CFTS and CRS
	L3	LF/temperature sensor input
	V1	mV/temperature + mA module
	H1	mA/mA output
	AA	mA/mA sensor input
	V2	mV/mV temperature sensor input
	Extension slot 4	
	XX	None
	D1	Serial sensor module for CFTS and CRS
	L3	LF/temperature sensor input
	V1	mV/temperature + mA module
	H1	mA/mA output
	AA	mA/mA sensor input
	V2	mV/mV temperature sensor input
	Pump activation (P/V)	
	V	Relay without presetting
	P	AC/DC relay (115/230 V), relay (R1+R2)
	V	Pulse frequency (P6 to P9)
	W	Combination of P+V
	Pre-wired outputs	
	0	None (not for European version)
	1	One - US version - 115 V
	2	Two - US version - 115 V
	3	Three - US version - 115 V
	4	Four - US version - 115 V
	5	Five - US version - 115 V
	6	Six - US version - 115 V
	Corrosion inhibitor metering outputs	
	0	None
	1	One
	2	two
	3	three
	4	Four
	5	Five
	6	Six
	Biocide outputs	
	0	None
	1	One
	2	two



## 2.7 Controllers for Cooling Tower Control

### 2.7.4

#### Controller AEGIS II

**Treatment of cooling water in evaporation cooling systems - VDI 2047 and 42-compliant Federal Immission Control Ordinance (BImSchV)-compliant**



Controller AEGIS II continuously measures and controls the conductivity and biocide concentration to keep pipework and heat exchangers clean.



The AEGIS II records all the necessary measuring parameters for cooling water treatment and controls the functions necessary for smooth operation:

- Measures the electrolytic conductivity – controls bleeding
- Biocide metering – time-dependent or as measurement and control, VDI 2047 and 42-compliant. Federal Immission Control Ordinance (BImSchV)-compliant (e.g. chlorine)
- Corrosion measurement – determines whether enough corrosion inhibitor is being metered
- pH measurement – measures and controls the pH value

#### Your Benefits

- Control of biocide metering over 1, 7 or 28 days, real-time clock
- If desired, the biocide concentration can be measured and controlled online
- Measurement of conductivity, temperature and flow control with the CTFS type digital sensor
- Serial web interface for unit configuration and remote maintenance with e-mail alarms (the controller must be connected to the Internet for e-mail alarms). WiFi as an option
- Forced bleeding: performs bleeding before biocide metering, based on time or measured values
- Bleed lock: blocks bleeding after biocide metering has taken place
- Operating status displayed by 10 status LEDs
- Blockage of relays between one another to prevent the metering of incompatible chemicals
- Locking of relays by digital control inputs
- Connection to the DULCONNEX IIoT solution, developed by ProMinent.



#### Technical Details

- 8 digital inputs for contact water meter, flow detector and control signals
- 10 status LEDs display the operating status
- 9 flexible relay outputs: for setpoint-dependent flow volume-proportional or time-based control of actuators
- Measured variables: conductivity, pH, ORP, chlorine, bromine, chlorine dioxide and more

#### Field of Application

- Control of bleeding in evaporation cooling systems
- Volume-proportional control or regulation of the metering of corrosion inhibitors, de-foamers and dispersants
- Measurement and control of the inhibitor concentration through the use of a fluorescence sensor
- Measurement and optionally control of the pH value and ORP voltage
- Metering of biocides, based on time or measured values



## 2.7 Controllers for Cooling Tower Control

### Technical Data

#### Measuring range

#### Conductivity:

With digital sensor CTFS via serial module D1: 0.1 - 10 mS/cm  
 Via conductivity module L3 depending on sensor used (LMP, LFT): 50 µS/cm - 20 mS/cm  
 Via mA module AA with the inductive conductivity sensor ICT: 8 to 2 mS/cm, 20 mS/cm, 200 mS/cm

#### Connection type mV:

pH: 0.00 ... 14.00  
 ORP: -1,500 ... +1,500 mV

#### Type of connection mA (amperometric measured variables, measuring ranges according to sensors, 2 ppm, 10 ppm):

Chlorine  
 Chlorine dioxide  
 Bromine

#### Temperature:

Via Pt 100/Pt 1000, measuring range 0 ... 150 °C

#### Resolution

pH: 0.01  
 ORP voltage: 1 mV  
 temperature: 0.1 °C  
 amperometric analysis (chlorine etc.): 0.001/0.01 ppm, 0.01 vol.%, 0.1 vol.%

#### Inputs and outputs

3 plug-in module slots for 2-channel plug-in modules according to identity code  
 1 input for any analogue signals  
 5 output relays acting as changeover contacts, of which 3 are potential-free and 2 are AC/DC  
 4 pulse frequency outputs for controlling metering pumps  
 2 serial sensor inputs for CFTS conductivity sensors and CRS corrosion sensors  
 8 digital control inputs for contact water meter, flow switch and pause for locking

#### Accuracy

0.3% based on the full-scale reading

#### Temperature compensation

Pt 100/Pt 1000 for pH

#### Control characteristic

P/PID control

#### Electrical Connection

90 – 253 V, 50/60 Hz, 25 VA, 24 V DC

#### Field bus connection

Modbus RTU, additional field buses via gateway

#### Ambient temperature

0 ... 50 °C (for use indoors or with a protective enclosure)

#### Enclosure rating

Wall-mounted: IP 67

#### Tests and approvals

CE, MET (corresponding to UL as per IEC 61010)

#### Housing material

PPE with flame-proof finish

#### Dimensions H x W x D

240 x 360 x 110 mm



# 2.7 Controllers for Cooling Tower Control

## Description of modules

### Module AA mA/mA sensor input (slot 1-3):

- 2 sensor inputs for connecting, e.g. chlorine sensors, such as CBR or pH transducer pHV1

### Module V2 mV/mV temperature sensor input (slot 2-3):

- 2 sensor inputs for connecting pH and ORP sensors and temperature sensors Pt100/Pt1000, e.g. of type PHER, RHER, PHEI, RHEIC, Pt100SE

### Module H1 mA/mA output (slot 1-3):

- 2 electrically isolated 0/4-20 mA analogue outputs for the output of measured values or control variables

### Module D1 serial sensor module for monitoring (slot 1-3):

- Module 2 digital sensor inputs for connecting CTFS or CRS corrosion sensors

### Module V1 mV/temperature + mA module (slot 2-3):

- 1 sensor input for pH or ORP sensor and temperature sensor Pt100/Pt1000
- 1 sensor input for connecting, e.g. chlorine sensors, such as CBR or pH transducer pHV1

### Module CM Modbus RTU + 2 mA outputs (slot 3):

- 1 Modbus RTU slave, for connecting to a PLC or gateway
- 1 Modbus RTU master, for connecting a Pyxis fluorometer sensor
- 2 electrically isolated 0/4-20 mA analogue outputs for the output of measured values or control variables

### Module CA Modbus RTU + 2 mA outputs + 2 mA inputs (slot 3):

- 1 Modbus RTU slave, for connecting to a PLC or gateway
- 1 Modbus RTU master, for connecting a Pyxis fluorometer sensor
- 2 electrically isolated 0/4-20 mA analogue outputs for the output of measured values or control variables
- 2 sensor inputs for connecting, e.g. chlorine sensors, such as CBR or pH transducer pHV1



# 2.7 Controllers for Cooling Tower Control

## 2.7.5 Identity code ordering system for AEGIS II

AGIb	Regional code		
	EU	Europe	
		Version	
		00	With ProMinent logo
			Operating voltage
		6	100 – 240 V, 50/60 Hz
			Communication interface
		LO	LAN
		WO	LAN + WLAN
		L1	LAN without M12 LAN cable
		W1	LAN + Wi-Fi without M12 LAN cable
			Application pre-setting
		XX	No default
			Serial sensor A
		XX	Selection for commissioning
			Serial sensor B
		XX	Selection for commissioning
			Extension slot 1 (Input C/D)
		XX	No module
		L3	Conductivity temperature sensor input
		AA	mA/mA sensor input
		H1	mA/mA output
		D1	Serial sensor module
			Extension slot 2 (Input E/F)
		XX	No module
		L3	Conductivity temperature sensor input
		AA	mA/mA sensor input
		V2	mV/mV temperature sensor input
		H1	mA/mA output
		D1	Serial sensor module
		V1	mV/temperature + mA module
			Extension slot 3 (Input I/J)
		XX	No module
		L3	Conductivity temperature sensor input
		AA	mA/mA sensor input
		V2	mV/mV temperature sensor input
		H1	mA/mA output
		D1	Serial sensor module monitoring
		V1	mV/temperature + mA module
		CM	Modbus RTU + mA/mA output
		CA	Modbus RTU + mA/mA output + mA/mA sensor input
			Pump activation (P/V)
		0	Configuration during commissioning
			Pre-wired relay outputs
		0	Only for use outside Europe
			Pre-wired output relay
		0	Only for use outside Europe
			Inhibitor metering outputs
		0	Configuration during commissioning
			Biocide metering outputs
		0	Configuration during commissioning
			Hardware extension
		0	None
			Approvals
		01	CE
		07	MET (USA)
		08	CE + MET (Europe)
			Documentation language
		DE	German
		EN	English
		ES	Spanish
		FR	French
		BG	Bulgarian
		CS	Czech
		DA	Danish
		ET	Estonian
		EL	Greek
		FI	Finnish
		HR	Croatian
		HU	Hungarian
		IT	Italian
		JA	Japanese
		KO	Korean
		LT	Lithuanian

2





## 2.7 Controllers for Cooling Tower Control

2.7.6

### Controller SlimFLEX 5a

**Controller SlimFLEX 5a, the entry-level class for cooling water treatment, VDI 2047 Sheet 2 and BIM-SchV 42-compliant, the innovative and flexible controller.**



The cooling tower regulator SlimFLEX 5a continuously measures and controls conductivity and controls biocide metering, keeps pipework and heat exchangers clean and prevents legionella.

The SlimFLEX5a records all the important measuring parameters for cooling water treatment and controls functions necessary for smooth operation:

- Time-dependent biocide metering (boost metering). Checks can be undertaken by measuring the ORP voltage in the cooling water.
- Measurement of electrolytic conductivity – controls bleeding.
- pH measurement with integrated PID controller.

#### Your Benefits

- A web interface for device configuration and remote maintenance is standard, Wi-Fi is available as an option
- Forced bleeding: performs bleeding before biocide metering
- Bleed lock: blocks bleeding after biocide metering has taken place
- Operating status displayed by 6 status LEDs
- Connection to the DULCONNEX IIoT solution, developed by ProMinent.

#### Technical Details

- 6 digital inputs for contact water meter, flow detector and control signals
- 6 status LEDs display the operating status
- 5 flexible relay outputs: for setpoint-dependent flow volume-proportional or time-based control of actuators
- Measured variables: Conductivity, pH, ORP

#### Field of Application

- Control of bleeding in smaller evaporation cooling systems
- Volume-proportional control or regulation of the metering of corrosion inhibitors, de-foamers and dispersants
- Measurement and if necessary control of pH
- Time-dependent metering of up to 2 biocides





## 2.7 Controllers for Cooling Tower Control

### Technical Data

<b>Measuring range</b>	Conductivity: 10 ... 10,000 µS/cm pH: 0.00 ... 14.00 Redox potential: -1500 ... +1500 mV
<b>Resolution</b>	Conductivity: 1 µS/cm pH: 0.01 Redox potential: 1 mV Temperature: 0.1 °C
<b>Inputs and outputs</b>	2 plug-in module slots: Plug-in modules for 2-channel modules: mA outputs, pH/ORP inputs 5 output relays used as a changeover contact, 3 of which are potential-free and 2 are AC/DC 1 serial sensor input for CTFS sensor 6 digital status inputs
<b>Accuracy</b>	0.3% based on the full-scale reading
<b>Measurement input</b>	pH/ORP (input resistance > 0.5 x 10 <sup>12</sup> Ω)
<b>Temperature compensation</b>	Pt 100/Pt 1000 for pH
<b>Correction range temp.</b>	0 ... 100 °C
<b>Control characteristic</b>	P/PID control
<b>Electrical Connection</b>	100 – 230 V, 50/60 Hz, 25 VA
<b>Ambient temperature</b>	0 ... 50 °C (for use indoors or with a protective enclosure)
<b>Enclosure rating</b>	Wall-mounted: IP 65
<b>Tests and approvals</b>	CE, MET (corresponding to UL as per IEC 61010)
<b>Housing material</b>	PPE with flame-proof finish
<b>Dimensions H x W x D</b>	220 x 250 x 122 mm
<b>Climate</b>	Permissible relative humidity: 95 %, non-condensing DIN IEC 60068 –2-30

### SlimFlex SF5a with LAN (including cable) and Wi-Fi. Conductive conductivity with CTFS sensor

	Control input	Order no.
SF5A006W0XXXXXXXXXXXXX00000001	Conductivity (CTFS sensor)	1095464
SF5A006W0XXXXXXXXH1XXXX00000001	Conductivity (CTFS sensor), 2 mA outputs	1095443
SF5A006W0XXXXXXXXXV2XX00000001	Conductivity (CTFS sensor), pH/ORP	1095465
SF5A006W0XXXXXXXXH1V2XX00000001	Conductivity (CTFS sensor), pH / ORP, 2 mA outputs	1095466

Please order sensors separately.

## 2.7 Controllers for Cooling Tower Control

### 2.7.7

#### Controller AEGIS S

##### Smart and powerful for your cooling system: Controller AEGIS S



AEGIS S is an easy-to-use water treatment controller for evaporative cooling systems. It is designed to keep the cooling process running reliably. AEGIS S measures conductivity and controls dosing of biocides and corrosion inhibitor, thus preventing biological growth and keeping pipelines and heat exchangers clean.



AEGIS S is an easy-to-use water treatment controller for evaporative cooling systems. With AEGIS S, users can easily monitor and control their process parameters with accuracy and reliability, helping to ensure an optimal cooling process.

Thanks to time- or measurement-based biocide metering and monitoring of electrolytic conductivity, AEGIS S prevents biological growth, keeping pipelines and heat exchangers clean.

The controller's features include an intuitive user interface with touch display and live view of the animated cooling circuit with measured values and display of the process status.

AEGIS S enables economical operation through timers for winter/summer and weekdays, automatic reporting as well as other user-supporting functions, such as an integrated maintenance calendar. Its flexible communication options facilitate efficient and reliable data exchange.

#### Your Benefits

- Simple installation, commissioning and operation via 5" touchscreen display
- Excellent process reliability thanks to live view of the animated cooling circuit with measured values, status of bleed valve, tank level and indication of process status
- Cost-effective operation thanks to timers for winter/summer and days of the week
- Time is saved thanks to automatic reporting, integrated maintenance calendar and other functions designed to assist users
- Flexible communication options through integration into process management systems
- Convenient transfer of configurations and USB port for data exports via Modbus RTU and Modbus TCP and web interface via LAN and Wi-Fi

#### Technical Details

- 5 digital inputs for which parameters can be set
- 2 mA outputs for which parameters can be set
- 6 relay outputs: 5 relays for pump control, 1 relay for control of bleed valve
- Measured variables: conductivity, pH, ORP, chlorine, bromine

#### Field of Application

- Control of bleeding in evaporation cooling systems
- Volume-proportional control or regulation of the metering of corrosion inhibitors, de-foamers and dispersants
- Measurement and control of inhibitor concentration
- Measurement and if necessary control of the pH value and redox potential
- Metering of biocides dependent on time or measured value



## 2.7 Controllers for Cooling Tower Control

### Technical Data

<b>Measuring range</b>	<p><b>Conductivity:</b> with the digital sensor CTFS: 0.1 - 10 mS/cm Via conductivity input depending on sensor used (LMP, LFT): 50 µS/cm - 20 mS/cm Via mA inlet with the inductive conductivity sensor ICT: 8 to 2 mS/cm, 20 mS/cm, 200 mS/cm</p> <p><b>Amperometric sensors (measuring ranges according to the sensors):</b> Chlorine 0 ... 10 ppm Bromine 0 ... 10 ppm Chlorine dioxide 0 ... 10 ppm</p> <p><b>Potentiometric sensors</b> pH: 0... 14 ORP potential: -1500 ... +1500 mV</p> <p><b>Temperature:</b> via Pt 100/Pt 1000, measuring range 0 ... 150 °C</p>
<b>Inputs and outputs</b>	<p><b>Inputs</b> 1 x conductive conductivity 1 x Pt 100/Pt 1000 Temperature 1 x CTFS sensor 2 x 0/4 ... 20 mA</p> <p><b>Outputs</b> 1 x relay output 3 A, 240 V AC 4 x ON/OFF relay outputs 3 A, 48 V AC 1 x relay output 50 mA, 48 V AC 2 x 0/4 ... 20 mA, max. 12 V DC, max. load 500 Ω 1 x 24 V power output</p>
<b>Accuracy</b>	±5 %
<b>Communication</b>	<p>Modbus RTU (RS 485) (as standard) Modbus TCP (as standard) LAN and Wi-Fi (as standard) For LAN and Modbus TCP, the connecting cable, order no. 1132290, DULCOPOOL Pro LAN cable, contained in the scope of delivery, is also included</p>
<b>Temperature compensation</b>	Pt 100/Pt 1000 for pH and conductivity
<b>Electrical Connection</b>	100 – 240 V, 50/60 Hz
<b>Ambient temperature</b>	-5... 45 °C at max. 90% relative air humidity (non-condensing)
<b>Tests and approvals</b>	CE, MET registered, UK CA
<b>Housing material</b>	PPE with flame-proof finish
<b>Dimensions</b>	240 x 360 x 110 mm (H x W x D)
<b>Enclosure rating</b>	Wall-mounted: IP 65

	Order no.
Controller AEGIS S with operating instructions in EN, DE, FR	1119853
Controller AEGIS S with operating instructions in EN, ES, PT	1128435
Controller AEGIS S with operating instructions in EN, IT, NL	1128436

### In the scope of delivery

	Order no.
LAN cable for DULCOPOOL Pro / AEGIS S	1132290

## 2.7 Controllers for Cooling Tower Control

2.7.8

### DULCOTEST Sensor for Conductivity, Type CTFS



Multi-parameter sensor for electrolytic conductivity, temperature and flow control for use in cooling water treatment. Installation in bypass fitting BAMA DGMA and in DN 20 pipework. For operation on the AEGIS II, SlimFLEX 5a and AEGIS S cooling tower controller.



#### Your Benefits

- 3 measured variables in one sensor: electrolytic conductivity, temperature and flow control
- Auto-ranging within the measuring range for electrolytic conductivity 100...10,000 µS/cm

<b>Min. measurement range</b>	0.1 mS/cm
<b>Max. measurement range</b>	10 mS/cm
<b>Cell constant</b>	10.00 cm <sup>-1</sup> ±5 %
<b>Temperature measurement</b>	Semiconductor temperature sensor
<b>Medium temperature</b>	0 ... 50 °C
<b>Max. pressure</b>	7.0 bar (at 35 °C)
<b>Sensors</b>	Graphite, epoxy
<b>Sensor shaft</b>	PP
<b>Seal material</b>	FKM A
<b>Thread</b>	see Installation
<b>Installation length</b>	see Installation
<b>Process integration</b>	Installation without separate rotary adapter: in BAMA DGMA, 25 mm module: adapter CTFS/DGMA M25-NPT 3/4" PVDF, order no. 1080293.
<b>Enclosure rating</b>	IP 65
<b>Typical applications</b>	Cooling water.
<b>Resistance to</b>	Ingredients in the water of the target application, taking into account the compatibility of the material
<b>Controllers</b>	AEGIS II, SlimFLEX 5a and AEGIS S cooling tower controller
<b>Measuring principle, technology</b>	Conductive. Integrated temperature measurement and thermal flow detector

#### Order no.

**CTFS sensor conductivity/temperature/flow complete**

1081727

Note the general information on page → 101 (Overview table for conductivity sensors)



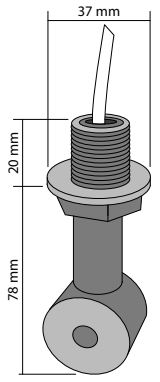


# 2.7 Controllers for Cooling Tower Control

## 2.7.9 Conductivity Sensor ICT 8-mA



Inductive sensor for the measurement of electrolytic conductivity. Suitable for contaminated water. With integrated temperature correction and factory-calibrated 4...20 mA output signal.



### Your Benefits

- Measured variable: electrolytic conductivity up to 200 mS/cm without polarisation effect
- The inductive (non-contact) measuring principle permits applications in water with solids content and in film-forming media
- Fail-safe 4-20 mA output signal for flexible connection to measuring equipment with standard 4...20 mA input
- Integrated temperature correction replaces separate temperature sensor and sensor fitting

<b>Min. measurement range</b>	0.2 mS/cm
<b>Max. measurement range</b>	200 mS/cm
<b>Temperature correction</b>	integrated in the sensor electronics, temperature co-efficient: 1.7%/K
<b>Medium temperature max.</b>	50 °C
<b>Sensor material</b>	PP
<b>Seals</b>	EPDM
<b>Installation length</b>	75 mm
<b>Electrical connection</b>	2 + 10 m fixed cable (6 x 0.25 mm <sup>2</sup> ),
<b>Typical applications</b>	Desalination control in cooling towers, contaminated wastewater, control of electroplating and rinsing baths, salt water desalination, adjustment of the salt content in swimming pool water
<b>Process integration</b>	1/2" male thread (BSP) for mounting using flange, installation in PVC pipes, DN 50 by means of installation adapter ICT8, DN 50, PVC, order no. 1106570, immersion using immersion pipe, 1 m, order no. 1105964
<b>Controllers</b>	DAC, D1Cb, D1Cc, AEGIS II
<b>Measuring principle, technology</b>	Inductive, 2 coils. Integrated temperature measurement, integrated 4...20 mA transducer

	Order no.
ICT 8 -mA-200 mS/cm	1098530

## 2.8 DULCOMETER Transmitters

### 2.8.1 Transmitter DULCOMETER DMTa

The compact 2-wire transmitter – the link to the PLC and DULCOMETER.



The transmitter DULCOMETER DMTa converts the sensor signals for pH, ORP value, chlorine concentration and conductivity into an interference-insensitive 4-20 mA analogue signal. Flexible, safe and always the optimum resolution of measured value.

The 2-wire transmitter DMTa converts the following sensor signals into an interference-insensitive 4-20 mA analogue signal: pH, ORP, temperature, chlorine and conductivity.

It is fed via the 2-wire analogue input of a PLC or via a 2-wire analogue input of a ProMinent controller. The 4-20 mA analogue current proportional to the measured value is transmitted via the same two lines.

The DMTa offers an on-site calibration option of the sensor and galvanic separation between the sensor input and measured value output.



#### Your Benefits

- Flexibility in the choice of measured variable with pH, ORP and temperature
- Excellent operational safety, thanks to sensor monitoring (pH)
- Galvanic isolation between the sensor and supply
- Always the optimum measured value resolution by auto-ranging with conductivity measurement
- Safety through sensor monitoring of pH for glass breakage and line breakage
- Various installation options: wall-mounted, installation on an upright or in a control cabinet

#### Technical Details

- Measured variables: pH, ORP, chlorine, temperature and conductivity
- Precision: 0.5 % of the measuring range limit value
- Correction variable: Temperature via Pt 100/Pt 1000 (pH, chlorine, conductivity)
- Communication interface: PROFIBUS DP (wall-mounted only)
- Degree of protection: IP 65 (wall-mounted, pipe-mounted), IP 54 (installation in a control cabinet)
- Display: Graphic display



#### Field of Application

- Process engineering
- Food and beverage industry
- Pharmaceuticals
- Wastewater treatment
- Power station technology

## 2.8 DULCOMETER Transmitters

### Technical Data

<b>Measuring range</b>	pH - 1.00 ... 15.00 -1200 ... +1200 mV redox potential 0.01 ... 50.0 mg/l Chlorine -20 ... +150 °C 1 µS/cm ... 200 mS/cm (auto-ranging), depending on the cell constant
<b>Cell constant</b>	0.006 ... 12.0/cm for conductivity
<b>Resolution</b>	0.01 pH 1 mV 0.1 % of measuring range for chlorine 0.1 °C Conductivity 1/1000 of display value (min. 0.001 µS/cm)
<b>Accuracy</b>	0.5% from measurement range
<b>Measurement input</b>	mV terminal (pH, ORP); input resistance > 5 x 10 <sup>11</sup> Ω Chlorine terminal (DMT chlorine sensors) Pt 100/1000 terminal Conductivity terminal (2 or 4-line connection)
<b>Correction variable</b>	Temperature via Pt 100/1000 (pH, chlorine, conductivity)
<b>Correction range temp.</b>	Chlorine: 5 ... 45 °C, pH: 0 ... 100 °C, conductivity: 0 ... 100 °C
<b>Min. current loop</b>	4 mA
<b>Max. current loop</b>	20 mA
<b>Fault current</b>	23 mA
<b>Feed voltage</b>	2-wire transmitter, 16... 35 V DC, nominal 24 V PROFIBUS DP design, 16... 30 V DC, 24 V nominal
<b>Communication interface</b>	PROFIBUS DP (wall-mounted only)
<b>Min. ambient temperature</b>	0 °C
<b>Max. ambient temperature</b>	55 °C
<b>Climate</b>	Relative humidity up to 95% (non-condensing)
<b>Enclosure rating</b>	IP 65 (wall-mounted, pipe-mounted) IP 54 (installation in a control cabinet)
<b>Display</b>	graphical display
<b>Housing material</b>	PPE
<b>Dim. H</b>	135 mm
<b>Dim. B</b>	125 mm
<b>D dimension</b>	75 mm
<b>Weight</b>	0.45 kg

### A complete measuring station comprises:

- Transmitter DMTa (see identity code)
- Fitting: BAMA, DGMa, DLG III
- Chlorine sensor (depending on identity code)
- Mounting kit for chlorine sensor
- pH sensor (depending on identity code)
- ORP sensor (depending on identity code)
- Temperature sensor Pt 100/Pt 1000 (depending on identity code)
- Conductivity sensor
- Sensor cable
- PROFIBUS DP connection accessories

For more information: Immersion fittings, see page 146; sensors for chlorine, see page 14; pH sensors with SN6 plug-in head or VARIO Pin, see page 58; ORP sensors with fixed cable, see page 94; DULCOTEST temperature sensors, see page 96; conductivity sensors, see page 98; sensor accessories, see page 131; metering monitor, control cable see volume 1 Chapter 1.6.6.1.



## 2.8 DULCOMETER Transmitters

### 2.8.2 Identity Code Ordering System Measuring Transducer DMTa

DMTa	Type of mounting	
	W	Wall mounted, pillar assembly too
	S	Control panel installation <sup>1</sup>
		Version
	0	With ProMinent logo
		Operating voltage
	9	Current loop 4-20 mA (two-wire technology), operating voltage 16...40 V DC, nominal 24 V DC (only if communication point = none)
	5	PROFIBUS-DP, operating voltage 16...30 V DC, nominal 24 V DC (only if communication interface = PROFIBUS DP)
		Communication interfaces
	0	None
	4	PROFIBUS DP, only for mounting type W
		Measured variable 1
	P	pH
	R	ORP
	T	Temperature
	C	Chlorine
	L	Conductivity
		Measured variable 2 (Correction variable)
	1	Temperature Pt 1000/Pt 100
	0	None (in the case of measured variable T)
		Enclosure rating
	0	Standard
		Language
	D	German
	E	English
	F	French
	S	Spanish
	I	Italian
		Presetting A, probe
	0	Standard ProMinent buffer solution pH 7 and 4
	D	Reference buffer DIN 19266 pH 7 and 4
	V	Variable buffer recognition
		Presetting B, probe
	0	Autom. temperature measurement (standard)
	1	Manual temperature measurement
	2	Autom./manual temperature measurement
	9	No temperature measurement
		Presetting C, output
	0	Proportional measured variable (Standard)
	1	Manual adjustable current value
	2	Proportional or manual
	3	Proportional or manual hold
	4	4 mA constant current

The last four digits of the identity code indicate the default software settings, e.g. cell constants for conductivity, temperature compensation etc.

0 = default settings

The transmitters can be preset ex-factory. The presettings can be changed with ease in the operating menu.

**Note:**

<sup>1</sup>There is no rear housing section in the control panel installation variant.





## 2.8 DULCOMETER Transmitters

### 2.8.3 Application Example: Measurement of Free Chlorine with Connection to a PLC

#### Tasks and applications

In the treatment of potable water in a waterworks with a PLC as the higher-order control system, simple measuring stations are needed to measure the disinfectant 'free chlorine' at the outlet of the water works and thereafter to monitor protection of the network in the distribution system. Metering is proportional to the flow and is controlled by the PLC. The following conditions must be met:

- Disinfectant: free chlorine with an adjustable concentration of 0.1 ppm
- Raw water: Groundwater with a pH of 7.5 and a temperature of 8 – 13 °C
- Installation of the measuring station in the bypass of the process flow
- Display of the measurement result and calibration by a measuring instrument in the proximity of the bypass installation and transmission of the measured value to the PLC via an electrically isolated 4 – 20 mA signal
- Power supply to the measuring instrument via the PLC (two-wire instrument)

#### Components of the measuring/control station

Qty	Name	Order no.
1	Transmitter DMTa	DMTaW090C00D000
1	Sensor for free chlorine CLE 3-DMT-5 ppm	1005511
1	Universal cable, 5-pin round plug	1001300
1	Bypass fitting BAMA with one G 1" module and sensor adapter	BAMAEU21X1XX001X000000EN

#### Benefits

- Simple, compact and cost-effective measuring station close to the bypass installation
- Electrical installation cost-savings due to power supply over a two-wire system
- No need for electrical isolation of the output signal by electrical isolation integral to the DMT

## 2.9 Measuring and Test Systems

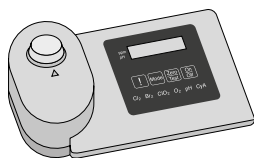
### 2.9.1

#### Photometer

##### Precise measurement results through high-quality interference filters



Photometers measure nearly all disinfectants and the pH value based on the photometric principle. They are portable, compact and make safe, simple measurement possible.



The photometers DT1B, DT3B and DT4B are used, among other things, as a reference method for calibrating the electrochemical sensors for chlorine, chlorine dioxide, chlorite,  $H_2O_2$ , bromine and ozone. They have been adapted to today's technical requirements and can be used in almost all areas of water analysis. High-quality interference filters and long-term stable LEDs are used as the light source in the high-precision optics. The entire measuring unit is maintenance-free. Precise and reproducible analysis results are achieved with minimum time and effort. The units are winning customers over with their excellent operating convenience, ergonomic design, compact dimensions and ease of use.

##### Your benefits

- Portable and compact
- Simple to operate with text support
- safe, simple measurement of chlorine, chlorine dioxide, chlorite,  $H_2O_2$ , bromine, ozone, pH and trichloro-isocyanuric acid
- Can be calibrated
- Memory function for the last measurements
- Backlit display
- Real-time clock
- Countdown
- Watertight, degree of protection IP 68

##### Technical Details

###### Measuring ranges of the DT1B:

- 0.05 ... 6.0 mg/l free chlorine (DPD1) + total chlorine (DPD1+3)
- 5 ... 200 mg/l free chlorine (high range)
- 0.1 ... 13.0 mg/l bromine (DPD1)
- 0.05 ... 11 mg/l chlorine dioxide (DPD1)
- 0.03 ... 4.0 mg/l ozone (DPD4)
- 6.5 ... 8.4 pH (phenol red)
- 1 ... 80 mg/l cyanuric acid

###### Measuring ranges of the DT3B:

- 1 ... 50 / 40 ... 500 mg/l hydrogen peroxide ( $H_2O_2$ )

###### Measuring ranges of the DT4B:

- 0.03 ... 2.5 mg/l chlorite
- 0.05 ... 11 mg/l chlorine dioxide
- 0.05 ... 6 mg/l chlorine

**Measuring tolerance:** Depending on the measured value and measuring method

**Battery:** 4 x AA/LR6

**Permissible ambient temperature range:** 5...40 °C

**Relative humidity:** 30 ... 90% (non-condensing)

**Degree of protection:** IP 68

**Housing material:** ABS

**Keypad:** Polycarbonate film

**Dimensions:** 190 x 110 x 55 mm (L x W x H)

**Weight:** 0.4 kg

##### Field of Application

- Swimming pools
- Potable water
- Process water

## 2.9 Measuring and Test Systems

	Order no.
Photometer DT1B	1039315
Photometer DT3B	1039317
Photometer DT4B	1039318

The scope of delivery of the photometer includes a transport case, accessories, cuvettes and reagents.

### Consumable Items

	Order no.
DPD1 tablets, 100 tablets	1115981
DPD3 tablets, 100 tablets	1115982
DPD3 tablets, 100 items (like DPD3 tablets, but not hazardous material)	1124079
Glycine tablets, 20 pieces	1115983
Phenol red tablets 100 pieces	1116004
Cyanuric acid tablets, 100 tablets	1039744
SPADNS reagent, 250 ml for fluoride detection	1010381
Calibration standard fluoride 1 mg/l, for calibration of the photometer during fluoride determination	1010382
3 pieces replacement cuvettes; round cuvettes with lid for DPD, phenol red and cyanuric acid detection (DT1, DT1B, DT4, DT4B)	1007566
Chlorine dioxide tablets No. 1, 250 no.	1039732
Chlorine dioxide tablets No. 2, 250 no.	1039733
Chlorine HR tablets, 100 pieces	1075056
Acidifying tablets, 100 pieces	1075057

### Spare Parts

#### Chlorite Photometer

	Order no.
Stirrer for purging of chlorine dioxide (DT4)	1022754
3 pieces replacement cuvettes; round cuvettes with lid for DPD, phenol red and cyanuric acid detection (DT1, DT1B, DT4, DT4B)	1007566

#### H<sub>2</sub>O<sub>2</sub> measurement

	Order no.
Reagent for H <sub>2</sub> O <sub>2</sub> (DT3), 15 ml	1023636
Replacement cuvettes, 5 pieces, for H <sub>2</sub> O <sub>2</sub> (DT3)	1024072



## 2.10 Accessories for Measuring and Control Devices

### 2.10.1 Transmitter 4 ... 20 mA (two-wire system)

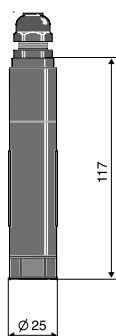
#### Benefits:

- Reliable signal transmission, even over large distances
- Interference-resistant 4 ... 20 mA signal
- Simple installation directly on the sensor

#### Typical applications:

Transmission of the measuring signal even over long distances and/or transmission of interference-resistant measured signals (e.g. pH, ORP) in conjunction with controllers type D1C, D2C and DULCOMARIN or direct connection to PCs and/or a PLC. If using a PLC, it has to have an electrically isolated input.

#### pH measuring transducer 4 ... 20 mA type pH V1



<b>Measuring range</b>	pH 0...14
<b>Measuring error</b>	< 0.1 pH (typical ±0.07 pH)
<b>Socket</b>	SN6
<b>Input resistance</b>	> 5 x 10 <sup>11</sup> Ω
<b>Signal output</b>	4 ... 20 mA ≈ -500 ... +500 mV ≈ pH 15.45 ... -1.45 uncalibrated; not electrically isolated
<b>Supply voltage</b>	18...24 V DC
<b>Ambient temperature</b>	-5 ... 50 °C, non-condensing
<b>Enclosure rating</b>	IP 65
<b>Dimensions</b>	141 mm (length), 25 mm (diameter)

**Order no.**

**pH measuring transducer 4 ... 20 mA type pH V1**

809126

#### ORP measuring transducer 4 ... 20 mA type RH V1

<b>Measuring range</b>	0...1.000 mV
<b>Measuring error</b>	< ±5 mV (typical ±3 mV)
<b>Socket</b>	SN6
<b>Input resistance</b>	> 5 x 10 <sup>11</sup> Ω
<b>Signal output</b>	4 ... 20 mA ≈ -500 ... +500 mV ≈ pH 15.45 ... -1.45 uncalibrated; not electrically isolated
<b>Supply voltage</b>	18...24 V DC
<b>Ambient temperature</b>	-5 ... 50 °C, non-condensing
<b>Enclosure rating</b>	IP 65
<b>Dimensions</b>	141 mm (length), 25 mm (diameter)

**Order no.**

**ORP measuring transducer 4 ... 20 mA type RH V1**

809127

#### Temperature measuring transducer 4 ... 20 mA type Pt100 V1

<b>Measuring range</b>	0...100 °C
<b>Measuring error</b>	< ±0,5 °C (typical ±0,3 °C)
<b>Socket</b>	SN6
<b>Input resistance</b>	~ 0 Ω
<b>Signal output</b>	4 ... 20 mA ≈ 0 ... +100 °C not electrically isolated
<b>Supply voltage</b>	18...24 V DC
<b>Ambient temperature</b>	-5 ... 50 °C, non-condensing
<b>Enclosure rating</b>	IP 65
<b>Dimensions</b>	141 mm (length), 25 mm (diameter)

**Order no.**

**Temperature measuring transducer 4 ... 20 mA type Pt 100 V1**

809128





## 2.10 Accessories for Measuring and Control Devices

### PEROX transducer

The PEROX transducer in  $\mu$  processor technology serves to control and activate the PEROX sensor as well as to evaluate the sensor signal. It is screwed directly onto the sensor's head. The  $H_2O_2$  transducer can be connected directly to the D1C control unit by means of a 3-wire signal lead.

The PEROX transducer has a length of approx. 205 mm and a diameter of 32 mm.

### PEROX transducer for the $H_2O_2$ measurement:

Inside, it features a switch-over for three measuring ranges:

1 ... 20, 10 ... 200 and 100 ... 2,000 mg/l  $H_2O_2$

	Order no.
PEROX Transducer V2	1047979

PEROX transducer V1 for D1Ca on request.

### Accessories

	Order no.
Two-wire measuring line 2 x 0.25 mm <sup>2</sup> Sold by the meter, 4 mm diameter	725122

## 3.1 Overview of Ordering System for Measuring and Control Points DULCOTROL DWCa

### 3.1.1 Selection Guide

#### DULCOTROL DWCa\_P Potable water/F&B

Treatment of potable water, water similar to potable water and treatment of rinsing water, process water in the food and beverage industry

- Disinfection
- Cleaning In Place (CIP)
- pH value adjustment
- Monitoring

#### DULCOTROL DWCa\_W Wastewater

Treatment of industrial and municipal wastewater

- pH neutralisation
- Disinfection
- Detoxification
- Desalination of process water
- Control of dissolved oxygen
- Monitoring



# 3.1 Overview of Ordering System for Measuring and Control Points DULCOTROL DWCa

## 3.1.2 Description of the Identity Code Specifications in the DULCOTROL DWCa Ordering System

The measuring and control systems can be configured using the respective identity code ordering system. With the 'panel-mounted' design, all the components except the sensors are mounted on a polypropylene panel. The DULCOTROL ordering system works with user-based selection criteria so that you can select the most appropriate measuring and control station, largely without any serious technical understanding. One or two measured variables can be configured in each product range. The DACb controller is now used instead of the DACa controller for all measured variables. The Compact controller DCCa is also configured for inductive conductivity. This means that a third measured variable can be configured on-site providing the fitting size permits this. An additional DGMa module is provided as standard. All communication interfaces of the DACb and also the connection to DULCONNEX can also be selected as part of the ordering system. The identity code specifications are explained in more detail below. The content and scope of delivery contained in the specifications are described in Chapter 3.1.3 (Technical description of the scope of delivery).

**Specification: 'Application'**

The 'Application' specification is used to define the application ('potable water', 'wastewater') in which the measuring and control system is deployed. This defines the types of sensors and fittings.

**Specification: 'Water to be measured'**

This is used to further characterise the sample water (e.g. 'clear water' or 'turbid water') selected via the main application (e.g. potable water, wastewater). The sensor type, measuring range (e.g. CLE 3-mA-2ppm) and fitting (e.g. DGMA) are defined in conjunction with the main application.

**Specification: 'Measured variable 1' and 'Measured variable 2'**

These are used to determine the measured variable to be measured or controlled (e.g. pH or chlorine). Up to two measured variables can be selected at the same time within the scope of the specified options. This defines the sensor class (e.g. pH sensor or chlorine sensor) and the controller suitable for the measured variable and the appropriate measuring cable. We use the diaLog DACb controller for all measured variables apart from conductivity. We configure the Compact conductivity controller for the measured variable conductivity. The possible combinations of measured variables are listed in the tables in the 'Technical description of the scope of delivery' chapter.

**Specification: 'Measurement and control'**

This determines whether only the measuring function or the complete two-way control function for the selected measured variable is shown on the controller.

**Specification: 'Communication interface'**

This specification defines which communication interface the controller has.

**Specification: 'Data logger'**

A data logger is pre-installed as standard.

**Specification: 'Hardware upgrade'**

This specification defines whether a protective RC circuit is fitted to protect relays exposed to high loads.

**Specification: 'Sensor equipment'**

This specification determines whether the measuring/control panel is supplied with or without sensors. If 'with sensors' is selected, the sensors are also supplied in the original packaging. Select 'without sensors' if the types of sensor supplied as standard (see chapter 3.1.3: Technical description of the scope of delivery) cannot be used (for example: Inapplicable measuring range) or if the measuring plates are to be stored.

**Specification: 'Design'**

This specification defines customer-specific designs e.g. the label etc.

**Specification: 'Sample water preparation'**

This specification defines whether a filter is fitted.

**Specification: 'Certification'**

This specification defines the approvals and certificates.

**Specification: 'Documentation'**

This specification defines the operating language of the controller and the operating instructions.

## 3.2 Measuring and Control Points DULCOTROL DWCa\_P Potable Water/F&B

### 3.2.1 Overview of DULCOTROL DWCa\_Potable Water/F&B

The compact measuring and control system for the reliable monitoring and treatment of water of a similar quality to drinking water



Monitoring and treatment of potable and similar types of water with DULCOTROL Potable water/F&B – the compact measuring and control system specially designed for water treatment in waterworks and in the food and beverage industry.

Measuring and control systems DULCOTROL for the potable water/F&B application are specially tailored to the potable water sector and the food and beverage industry. In addition, they also meet the particular requirements within these sectors: on the one hand, for potable water/product water treatment and, on the other hand, for the treatment of rinsing water, industrial water and process water. The measuring and control systems can be configured using the relevant identity code ordering system. With the 'panel-mounted' version, all of the components except the sensors are mounted on a polypropylene plate. The DULCOTROL ordering system works with user-based selection criteria so that you can select the most appropriate measuring and control system, largely without technical knowledge. One or two measured variables can be configured in each product range.

#### Your Benefits

- A third measuring point can be retrofitted on-site if the size of the configured bypass fitting permits this.
- All communication interfaces of the DACb controller and connection to DULCONNEX are possible.
- Availability of all key chemical measuring parameters for water treatment
- Application-optimised configuration of the components using user-based order criteria
- Configuration of 1 or 2 complete measuring and control systems on a panel
- The controller equipment can be selected
- Flexible adaptation to special applications and measuring ranges by designing the measuring and control points without sensors and ordering the sensor type and measuring range separately
- Ready-to-connect plug & play measuring and control points for quick, easy installation and commissioning
- Extensive optional accessories (pressure reducers, filters, heat exchangers, sample water pump)

#### Technical Details

- Installation in the bypass of the main water line through which the medium flows
- Max. pressure, depending on design: 1 bar/3 bar/6 bar
- Flow, depending on design: 15...40 l/h/ 40...65 l/h/
- Max. medium temperature: primarily up to 45 °C, the versions for the identity code specification: Water to be measured H (hot water) up to 65 °C (max. 2 bar)
- Ambient temperature: +5...50 °C
- Degree of protection: IP65
- Power supply: 90-240 V, 50/60 Hz

#### Field of Application

- Treatment of drinking water and product water (e.g. disinfection) in waterworks and domestic water installations
- Treatment of product water in the food and beverage industry
- Treatment of rinsing and process water for the food and beverage industry, e.g. cleaning and disinfection of pipework, vessels and machinery (cleaning in place)
- Monitoring for drinking water distribution



# 3.2 Measuring and Control Points DULCOTROL DWCa\_P Potable Water/F&B

## 3.2.2 Permissible Measured Variable Combinations for DULCOTROL DWCa\_P Potable Water/F&B

Sample water 1: Drinking water, product water		Measured variable 2													
Measured variable 1		00	C0	C1	G0	P0	R0	D0	I0	L0	Z0	F0	H0	A0	X0
Free chlorine < pH 8	C0	x			x	x	x	x							
Free chlorine > pH 8	C1	x			x	x	x	x							
Total chlorine (free and combined chlorine)	G0	x				x	x								
pH	P0	x				x									
ORP	R0	x				x									
Chlorine dioxide	D0	x				x	x			x					
Chlorite	I0	x													
Conductivity	L0	x				x	x								
Ozone	Z0	x				x	x								
Fluoride	F0	x				x									
Hydrogen peroxide	H0	x				x									
Peracetic acid	A0	x				x					x				
Dissolved oxygen	X0	x				x									

Sample water 2: Rinsing water, process water		Measured variable 2													
Measured variable 1		00	C0	C1	G0	P0	R0	D0	I0	L0	Z0	F0	H0	A0	X0
Free chlorine > pH 8	C1	x				x	x								
Total chlorine (free and combined chlorine)	G0	x				x	x								
pH	P0	x				x									
ORP	R0	x				x									
Chlorine dioxide	D0	x				x	x								
Chlorite	I0	x													
Conductivity	L0	x				x	x								
Ozone	Z0	x				x	x								
Fluoride	F0	x				x									
Hydrogen peroxide	H0	x				x									
Peracetic acid	A0	x				x					x				

Sample water H: Potable and product water, 45 °C...65 °C		Measured variable 2													
Measured variable 1		00	C0	C1	G0	P0	R0	D0	I0	L0	Z0	F0	H0	A0	X0
Free chlorine	C0	x				x									
pH	C1	x				x									
ORP	P0	x				x									
Conductivity	R0	x				x	x								

When ordering, state the identity code in the above order of measured variable 1/measured variable 2, e.g. DWCa P... C0\_P0... and not DWCa P... P0\_C0...

Other measured variable combinations on request.

# 3.2 Measuring and Control Points DULCOTROL DWCa\_P Potable Water/F&B

## 3.2.3 Identity Code Ordering System, DULCODOS DWCa\_P Potable Water/ F&B

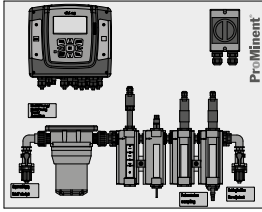
DWCa	Application
P	Potable water
	Water to be measured
1	Potable water/product water
2	Rinsing water/industrial water/process water
H	Hot water to max. 65 °C, at max. 2 bar (measured variables C1, P0, R0, L0 only)
	Measured variable 1
C0	Free chlorine < pH 8
C1	Free chlorine
G0	Total chlorine (free+combined chlorine)
P0	pH
R0	ORP
D0	Chlorine dioxide
I0	Chlorite
L0	Conductivity
Z0	Ozone
F0	Fluoride
H0	Hydrogen peroxide
A0	Peracetic acid
X0	Dissolved oxygen
	Measured variable 2 (optional)
00	None
C0	Free chlorine < pH 8
C1	Free chlorine
G0	Total chlorine (free+combined chlorine)
P0	pH
R0	ORP
D0	Chlorine dioxide
I0	Chlorite
L0	Conductivity
Z0	Ozone
F0	Fluoride
H0	Hydrogen peroxide
A0	Peracetic acid
X0	Dissolved oxygen
	Measuring - Controlling
9	All measured variables two-way controllable
	Communication interface
0	None
A	Modbus RTU, terminal
B	PROFIBUS® DPV1, terminal
E	LAN with web server, connection via M12 C coded
G	Profinet (2xM12)
D	DULCONNEX (appears in the scope of delivery as a separate unit)
	Data logger
1	Data logger with measured value display on SD card
	Hardware expansion
1	Protective RC circuit for output relay
	Sensor equipment
0	With sensors
1	Without sensors
	Version
0	Panel-mounted with ProMinent Logo
	Sample water treatments
0	None
1	With filter, Not for measured variable D0, Z0
	Approvals
01	CE (Standard)
	Documentation language
DE	German
EN	English
ES	Spanish
IT	Italian
FR	French
FI	Finnish
BG	Bulgarian
CN	Chinese
CZ	Czech
DK	Danish
EE	Estonian
GR	Greek
HU	Hungarian
JP	Japanese
KR	Korean





## 3.2 Measuring and Control Points DULCOTROL DWCa\_P Potable Water/F&B

### 3.2.4 Examples of DULCOTROL DWCa\_P Potable Water/F&B



Similar figure

#### Example 1: DWCa\_P\_1\_D0\_I0\_9\_G\_1\_0\_0\_0\_01\_EN

Application in potable water/F&B:

Measurement of chlorine dioxide and chlorite in potable water/product water with an upstream filter (10µm). Controller with integrated data logger and Profinet® communication interface.

##### Controller

- DACBW006VA4000G11010EN

##### Fitting

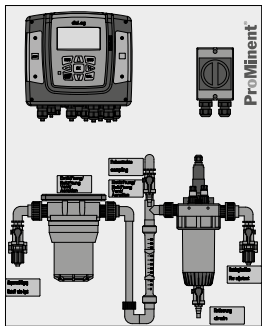
- DGM\_A\_3\_2\_0\_T\_0\_0\_2:
  - 1 measuring module: Chlorine dioxide sensor
  - 1 measuring module: Chlorite sensor
  - 1 flow control module

##### Sensors

- CDE-2-mA 0.5 ppm
- CLT1-mA-0.5 ppm

##### Panel-mounted water treatment system

- Filter



Similar figure

#### Example 2: DWCa\_P\_2\_P0\_C0\_9\_0\_1\_1\_0\_0\_1\_01\_EN

Application in potable water/F&B:

Two-way control of pH and chlorine in rinsing water. The sample water is filtered through a 100 µm filter. The controller contains an RC circuit to protect the relays and a data logger.

##### Controller

- DACBW006VA4000011010EN

##### Fitting

- DLG III for pH and chlorine monitoring + flow control

##### Sensors

- CBR1-mA 2ppm
- PHER 112-SE

##### Panel-mounted water treatment system

- Filter





## 3.3 Measuring and Control Points DULCOTROL DWCa\_W Wastewater

### 3.3.1

#### Overview of DULCOTROL DWCa\_W Wastewater

The compact measuring and control system for the reliable monitoring and treatment of wastewater



Monitoring and treatment of wastewater with DULCOTROL Wastewater – the compact measuring and control system specially designed for applications in municipal and industrial wastewater treatment.

The DULCOTROL measuring and control systems for the wastewater application are used in all industry sectors where wastewater is treated. All the necessary components are mounted on a polypropylene plate and are ready to connect. The choice of components is matched to the application. The measuring and control systems can be configured using the relevant identity code ordering system. With the 'panel-mounted' version, all of the components except the sensors are mounted on a polypropylene plate. The DULCOTROL ordering system works with user-based selection criteria so that you can select the most appropriate measuring and control system, largely without technical knowledge. One or two measured variables can be configured in each product range.

#### Your Benefits

- A third measuring point can be retrofitted on-site if the size of the bypass fitting permits this.
- All communication interfaces of the DACb controller and connection to DULCONNEX are possible.
- Availability of all key chemical measuring parameters for water treatment
- Application-optimised configuration of the components using user-based order criteria
- Configuration of 1 or 2 complete measuring and control systems on a panel
- The controller equipment can be selected.
- Flexible adaptation to special applications and measuring ranges by designing the measuring and control points without sensors and ordering the sensor type and measuring range separately
- Ready-to-connect plug & play measuring and control points for quick, easy installation and commissioning
- Extensive optional accessories (pressure reducers, filters, heat exchangers, sample water pump)

#### Technical Details

- Installation in the bypass of the main water line through which the medium flows
- Max. pressure, depending on design: 1 bar/3 bar/6 bar
- Flow, depending on design: 15...40 l/h/ 40...65 l/h/ 300...500 l/h
- Max. medium temperature: primarily up to 45 °C, the versions for the identity code specification: 'Water to be measured' 'H' (hot water) up to 65 °C (max. 2 bar)
- Ambient temperature: +5...50 °C
- Degree of protection: IP65
- Power supply: 90-240 V, 50/60 Hz

#### Field of Application

- Treatment of industrial and municipal wastewater
- pH neutralisation
- Disinfection
- Detoxification
- Desalination of process water
- Control of dissolved oxygen
- Monitoring



### 3.3 Measuring and Control Points DULCOTROL DWCa\_W Wastewater

#### 3.3.2 Permissible Measured Variable Combinations for DULCOTROL DWCa\_W Wastewater

Sample water 4,5,7: clear and turbid wastewater containing fluoride															
Measured variable 1		Measured variable 2													
		00	C0	C1	G0	P0	R0	D0	I0	L0	Z0	F0	H0	A0	X0
Free chlorine > pH 8	C1	x				x	x								
Total chlorine (free and combined chlorine)	G0	x				x	x								
pH	P0	x				x									
ORP	R0	x				x									
Chlorine dioxide	D0	x				x	x								
Chlorite	I0	x													
Conductivity	L0	x				x	x								
Ozone	Z0	x				x	x								
Fluoride	F0	x				x									
Hydrogen peroxide	H0	x				x									
Peracetic acid	A0	x				x					x				

Sample water H: clear and turbid wastewater containing fluoride 45 °C...65 °C															
Measured variable 1		Measured variable 2													
		00	C0	C1	G0	P0	R0	D0	I0	L0	Z0	F0	H0	A0	X0
Free chlorine	C1	x				x									
pH	P0	x				x									
ORP	R0	x				x									

When ordering, state the identity code in the above order of measured variable 1/measured variable 2 i.e. DWCa W... C0\_P0... and not DWCa W... P0\_C0...

Other measured variable combinations on request.



# 3.3 Measuring and Control Points DULCOTROL DWCa\_W Wastewater

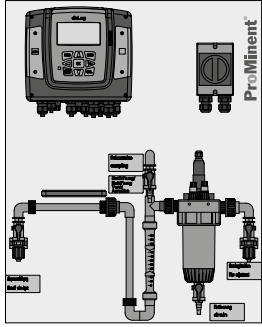
## 3.3.3 Identity Code Ordering System, DULCOTROL DWCa\_W Wastewater

DWCa	Application
W	Wastewater
	Water to be measured
H	Hot water to max. 65 °C, at max. 2 bar (measured variables C1, P0, R0, L0 only)
4	Clear wastewater
5	Wastewater with solid particle fraction, turbid
7	Wastewater, clear or turbid with fluoride content and pH < 7
	Measured variable 1
C1	Free chlorine
G0	Total chlorine (free+combined chlorine)
P0	pH
R0	ORP
D0	Chlorine dioxide
I0	Chlorite
L0	Conductivity
Z0	Ozone
F0	Fluoride
H0	Hydrogen peroxide
A0	Peracetic acid
X0	Dissolved oxygen
	Measured variable 2 (optional)
00	None
C1	Free chlorine
G0	Total chlorine (free+combined chlorine)
P0	pH
R0	ORP
D0	Chlorine dioxide
I0	Chlorite
L0	Conductivity
Z0	Ozone
F0	Fluoride
H0	Hydrogen peroxide
A0	Peracetic acid
X0	Dissolved oxygen
	Measuring - Controlling
9	All measured variables two-way controllable
	Communication interface
0	None
A	Modbus RTU, terminal
E	LAN with web server, connection via M12 C coded
G	Profinet (2xM12)
D	DULCONNEX (appears in the scope of delivery as a separate unit)
	Data logger
1	Data logger with measured value display on SD card
	Hardware expansion
1	Protective RC circuit for output relay
	Sensor equipment
0	With sensors
1	Without sensors
	Version
0	Panel-mounted with ProMinent Logo
	Sample water treatments
0	None
1	With filter, Not for measured variable D0, Z0
	Approvals
01	CE (Standard)
	Documentation language
DE	German
EN	English
ES	Spanish
IT	Italian
FR	French
FI	Finnish
BG	Bulgarian
CN	Chinese
CZ	Czech
DK	Danish
EE	Estonian
GR	Greek
HU	Hungarian
JP	Japanese
KR	Korean
LT	Lithuanian
LV	Latvian



# 3.3 Measuring and Control Points DULCOTROL DWCa\_W Wastewater

## 3.3.4 Examples of DULCOTROL DWCa\_W Wastewater



Similar figure

### Example 3: DWCa\_W\_5\_H0\_00\_9\_A\_1\_1\_0\_0\_1\_01\_EN

Wastewater application:

Two-way control of the hydrogen peroxide in turbid waste water. The controller contains an RC circuit to protect the relays, a data logger and a Modbus RTU communication interface.

**Controller**

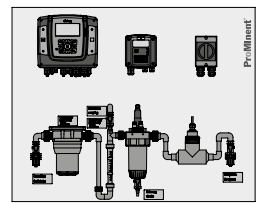
- DACBW006VA4000A11010EN

**Fitting**

- DLG III for hydrogen peroxide + flow control

**Sensors**

- H<sub>2</sub>O<sub>2</sub> sensor PEROX H-3E-200ppm
- PEROX transducer V2
- Pt100 temperature sensor



Similar figure

### Example 4: DWCa\_W\_5\_L0\_P0\_9\_D\_1\_1\_0\_0\_0\_01\_EN

Wastewater application:

Two-way control of pH and measurement of conductivity in turbid wastewater. The controller includes an RC circuit to protect the relays, a data logger and a DULCONNEX communication interface (appears in the scope of delivery as a separate unit).

**Controller**

- For pH: DACBW006L34000D11010EN
- For conductivity: Compact controller

**Fitting**

- Piping + flow control

**Sensors**

- ICT 5
- PHER 112 SE



## 3.4 Technical Description of the Scope of Delivery of Measuring and Control Systems DULCOTROL DWCa

### 3.4.1 Technical Description of Controllers

(for more detailed information, see measuring and control technology chapter)

The DULCOMETER diaLog DACb controller is used to measure all measured variables with the exception of conductivity. The Compact controller is configured for conductivity measurement.

The DULCOMETER diaLog DACb controller used with the DULCOTROL DWCb can be selected as a single or two-channel controller. The third measuring channel can be configured on-site, as required, providing the selected sensor fitting allows this. The following versions of the device can be separately selected using the DULCOTROL identity code ordering system:

- Specification: **Communication interface**

This specification defines the type of communication interface on the controller.

- Specification: **Data logger**

All controller versions include a data logger as standard.

- Specification: **Hardware upgrade**

This specification defines whether a protective RC circuit should be available to protect relays subject to high loading.

#### Hardware version and identity code of diaLog DACb controllers:

	Identity code
Package 4, three measured variables by 2 no. mV/mA modules, without communication	DACBW006VA4000011010EN
Package 4, three measured variables by 1 no. mV/mA module and 2 no. conductive conductivity/temperature modules, without communication	DACBW006L34000011010EN
Package 4, three measured variables by 2 no. mV/mA modules, with Modbus RTU	DACBW006VA4000A11010EN
Package 4, three measured variables by 1 no. mV/mA module and 2 no. conductive conductivity/temperature modules, with Modbus RTU	DACBW006L34000A11010EN
Package 4, three measured variables by 2 no. mV/mA modules, with Profibus DPV1	DACBW006VA4000B11010EN
Package 4, three measured variables by 1 no. mV/mA module and 2 no. conductive conductivity/temperature modules, with Profibus	DACBW006L34000B11010EN
Package 4, three measured variables by 2 no. mV/mA modules, with LAN web server	DACBW006VA4000E11010EN
Package 4, three measured variables by 1 no. mV/mA module and 2 no. conductive conductivity/temperature modules, with LAN web server	DACBW006L34000E11010EN
Package 4, three measured variables by 2 no. mV/mA modules, with Profinet	DACBW006VA4000G11010EN
Package 4, three measured variables by 1 no. mV/mA module and 2 no. conductive conductivity/temperature modules, with Profinet	DACBW006L34000G11010EN

	Water to be measured	Identity code
<b>Compact controller for conductive conductivity</b>	1	DCCAW006L30010XX
<b>Compact controller for inductive conductivity</b>	2, 4, 5, 7	DCCAW006L60010XX





# 3.4 Technical Description of the Scope of Delivery of Measuring and Control Systems DULCOTROL DWCa

## 3.4.2 Technical Description of Sensors

(for more detailed information, see sensor technology DULCOTEST chapter)

The identity code specifications 'Application', 'Measured variable' and 'Water to be measured' define the sensor type to be used as specified below in the tables.

If another sensor type is necessary, the measuring/control panel can also be supplied without sensors (see identity code specification: 'Sensor equipment'). The desired sensor should then be ordered separately.

### Sensor types for the defined 'measured variable' and 'water to be measured' specifications for the potable water ('P') application

Measured variable	Water to be measured	Sensor type	Order no.
Free chlorine with a pH value < 8	C0	1 CLE 3-mA-0.5 ppm	792927
Free chlorine	C1	1 CBR 1-mA-0.5 ppm	1038016
Free chlorine	C1	1 CBR 1-mA-2 ppm	1038015
Free chlorine	C1	H CLO 4-mA-2 ppm	1131644
Total chlorine	G0	1 CTE 1-mA-0.5 ppm	740686
Total chlorine	G0	2 BCR 1-mA-2 ppm	1040115
pH	P0	1 PHEP 112 SE	150041
pH	P0	2 PHER 112 SE	1001586
ORP	R0	1 RHEP-Pt-SE	150094
ORP	R0	2 RHER-Pt-SE	1002534
ORP combined with ozone: R0 Z0	Z0	1/2 RHEP-Au-SE	1003875
Chlorine dioxide (ClO <sub>2</sub> )	D0	1 CDE 2-mA-0.5 ppm	792930
Chlorine dioxide (temperature-corrected)	D0	2 CDR 1-mA-2 ppm	1033393
Chlorite anion (ClO <sub>2</sub> <sup>-</sup> )	IO	1/2 CLT 1-mA-0.5 ppm	1021596
Conductivity, conductive	L0	1 LFTK 1 DE	1002822
Conductivity, inductive	L0	2 ICT 5	1095248
Ozone	Z0	1/2 OZE 3-mA	792957
Fluoride (temp.corr.)	F0	1/2 FLEP 010-SE / FLEP 0100-SE	1028279
Fluoride (temp.corr.)	-	- Measuring transducer 4-20 mA FPV1	1028280
Hydrogen peroxide	H0	1 H <sub>2</sub> O <sub>2</sub> sensor PEROX-H2.10 P	792976
-	-	- PEROX Transducer V2	1047979
Hydrogen peroxide	H0	2 PER 1-mA-2000 ppm	1022510
Peracetic acid	A0	1 PAA 1-mA-200 ppm	1022506
Peracetic acid	A0	2 PAA 1-mA-2000 ppm	1022507
Dissolved oxygen	X0	1/2 DO 3-mA-20 ppm	1094609
ORP	R0	- RHEX-Pt-SE	305097
pH	P0	- PHEF 012 SE	1010511
pH	P0	- PHEX 112 SE	305096
-	-	- Measuring transducer 4-20 mA FP 100 V1	1031331

## 3.4 Technical Description of the Scope of Delivery of Measuring and Control Systems DULCOTROL DWCa

Sensor types for the defined 'measured variable' and 'water to be measured' specifications for the wastewater ('W') application

Measured variable	Water to be measured	Sensor type	Order no.
pH	P0	4 PHEP 112 SE	150041
pH	P0	5 PHER 112 SE	1001586
pH	P0	6 PHEX 112 SE	305096
pH	P0	7 PHEF 012 SE	1010511
ORP	R0	4 RHEP-Pt-SE	150094
ORP	R0	5 RHER-Pt-SE	1002534
ORP	R0	6 RHEX-Pt-SE	305097
ORP combined with ozone: R0 Z0	Z0	1/2 RHEP-Au-SE	1003875
Fluoride (temp.corr.)	F0	4/5/7 FLEP 010-SE / FLEP 0100-SE	1028279
-	-	- Measuring transducer 4-20 mA FP 100 V1	1031331
-	-	- Reference electrode REFP-SE	1018458
Conductivity, inductive	L0	4/5/6/7 ICT 5	1095248
Total chlorine	G0	4/5 BCR 1-mA-2 ppm	1040115
Free chlorine	C1	4/5 CBR 1-mA-2 ppm	1038015
Free chlorine	C1	H CLO 4-mA-2 ppm	1131644
Hydrogen peroxide	H0	4/5 PEROX H-3E-200 ppm	1105778
Temperature	-	- Pt 100 SE temperature sensor	305063
Dissolved oxygen	X0	4/5 DO 3-mA-20 ppm	1094609
Ozone	Z0	4/5 OZE 3-mA	792957
Chlorine dioxide (temperature-corrected)	D0	4/5 CDR 1-mA-2 ppm	1033393
Peracetic acid	A0	4/5 PAA 2-3E-mA-2 ppm	1120263



# 3.4 Technical Description of the Scope of Delivery of Measuring and Control Systems DULCOTROL DWCa

## 3.4.3 Technical Description of Sensor Fittings

(for more detailed information, see sensor technology DULCOTEST chapter)

The bypass fitting used depends in particular on the water to be measured but sometimes also on the measured variable or the combination of measured variables.

### Sensor fittings in DULCOTROL DWCa\_P Potable water/F&B

Fitting type DGMa is used in the DULCOTROL DWCa\_P Potable water/F&B for all clear types of water similar to potable water. Fitting type DLG III is used for rinsing/process water with a turbid appearance in application 'P'.

Measured variable (sensor type)	Water to be measured	Fitting
Free chlorine	1	DGMa
Total chlorine	1	DGMa
pH	1	DGMa
ORP	1	DGMa
Chlorine dioxide (CDE 2)	1	DGMa
Chlorite	1	DGMa
Conductivity (conductive)	1	DGMa
Ozone	1	DGMa
Hydrogen peroxide	1	DGMa
Peracetic acid	1	DGMa
Dissolved oxygen	1	DGMa
Temperature	1	DGMa
Free chlorine	2	DLGIII
Total chlorine	2	DLGIII
pH	2	DLGIII
ORP	2	DLGIII
Chlorine dioxide (CDR)	2	DLGIII
Chlorite	2	DLGIII
Ozone	2	DLGIII
Hydrogen peroxide	2	DLGIII
Peracetic acid	2	DLGIII
Temperature	2	DLGIII
Inductive conductivity	2	ICT 5 in T-piece
Fluoride (temp.corr.)	1/2	DLGIV
Dissolved oxygen (DO3)	2	DLGIII

### Sensor fittings in DULCOTROL DWCa\_W Wastewater

Fitting type DLGIII is used in the DULCOTROL DWCa\_W Wastewater for all clear water or water with a minimal solid fraction.

Measured variable (sensor type)	Water to be measured	Fitting
Chlorine dioxide (CDE 2)	4/5	DLGIII
Fluoride (temp.corr.)	4/7	DLG IV (PVC) + magnetic stirrer
Dissolved oxygen (DO3)	4/5	DLGIII
Total chlorine	4/5	DLGIII
Conductivity, inductive (ICT 5)	6/5/4	Adapter for PVC pipe- DN 40 (bypass on plate)
Ozone	4/5	DLGIII
ORP	4/5	DLGIII
Temperature	4/5	DLGIII
Hydrogen peroxide	4/5	DLGIII
pH	7/5/4	DLGIII

## 3.4 Technical Description of the Scope of Delivery of Measuring and Control Systems DULCOTROL DWCa

### 3.4.4 Technical Description of the Hydraulic Connector/Pipework

An 8x5 mm hose connector is used as the sample water hydraulic connection for the 'water to be measured' 1, 2, 4, 5, 7. Generally there is a shut-off ball valve fitted upstream and downstream of the bypass fitting. If ordered, a sample water filter is fitted upstream of the bypass fitting. The bypass fittings each contain a sampling tap. A metal pin is incorporated in the bypass fittings for potential equalisation.

### 3.4.5 Technical Description of Optional Accessories

	Description	Water to be measured	Order no.
<b>Adapter M34/PG13.5</b>	For retrofitting pH/ORP sensor in free DGMA module	1, 2, 4, 5, 7	1050866
<b>Filter housing</b>		1, 2, 4, 5, 7	1045244
<b>Filter element</b>	100 µm	2, 4, 5, 7	1031211
<b>Filter element</b>	10 µm	1	1031210
<b>Pressure reducer V 82</b>	0.5 – 10 bar	2	1031212
<b>Pressure reducer DO 6F 1/2"</b>	0.5 – 10 bar	1	302104
<b>Sample water pump von Taine 0502 PP/FPM</b>	Max. flow 1800 l/h Max. delivery height 4.5 m	1, 2, 4, 5, 7	1023089





# 4.1 Measuring and Control System for Cooling Water Treatment

## 4.1.1 Measuring and Control System DULCODOS Cooling Water

The compact measuring and control system for the reliable monitoring and treatment of cooling water in evaporation cooling systems.



Monitoring and treatment of cooling water with DULCODOS Cooling Water – the compact measuring and control system specially designed for the treatment of cooling water in evaporation cooling systems and wet separators.



The DULCODOS Cooling Water measuring and control systems with the AEGIS II controller are compact units for reliable monitoring and treatment of cooling water. They are available with various sensor configurations according to the statutory requirements applicable (e.g. in Germany the 42nd Federal Immission Control Ordinance (BImSchV)).

Measuring all the necessary measuring parameters, such as conductivity, pH value, ORP voltage and the selective measurement of oxidative biocides, such as chlorine, chlorine dioxide or bromine concentration, enables optimum cooling water treatment. Optimum cooling water treatment is guaranteed by the volume-proportional addition of auxiliary chemicals, such as corrosion inhibitors or dispersants, the direct measurement of the corrosion properties of various metals and the indirect measurement of corrosion inhibitors by means of fluorescence sensors.

The device can be configured using the LAN and Wi-Fi function of the AEGIS II. The configuration process and result are displayed clearly using PCs, smartphones and tablets. A Modbus RTU interface and gateways to other fieldbuses enable connection to superordinate controllers and process control systems.

### Your Benefits

- Ready-to-connect plug & play measuring and control point for quick, easy installation and commissioning
- Reduces cooling water consumption
- Protects the complete system against corrosion, deposits and biological growth
- Produces automatic reports in line with applicable directives and e-mails them out
- Connection to the DULCONNEX IIoT solution, developed by ProMinent.

### Technical Details

- Installation in the bypass of the circulating water line through which the medium flows
- Max. pressure, depending on design: 1 bar up to 6 bar
- Sample water flow, depending on design: 15...40 l/h (with selective measurement of biocides) / 15...500 l/h
- Max. medium temperature: 45 °C
- Ambient temperature: +5...50 °C
- Degree of protection: IP 65
- Power supply: 90-240 V, 50/60 Hz

### Field of Application

- Monitoring and treatment of cooling water from industrial plants, air conditioning systems
- Wet separator
- Similar applications

# 4.1 Measuring and Control System for Cooling Water Treatment

The measuring and control plate with the AEGIS II controller is a compact unit for the reliable monitoring and treatment of cooling water. Optimum cooling water treatment is guaranteed by measuring all the necessary measuring parameters, including conductivity, pH value, ORP value and oxidative biocides, such as chlorine, chlorine dioxide or bromine concentration as well as the volume-proportional addition of auxiliary chemicals, such as inhibitors or dispersants.

The AEGIS II uses a data logger to document the consumption of chemicals as well as the volume of additional water fed in and the bleed frequency. The reports based on these data can be sent daily by e-mail to up to 5 addressees. Furthermore, the AEGIS II can also e-mail alerts in the event of faults. This might include the maximum bleeding duration or the maximum metering volume being exceeded.

The Wi-Fi function of the AEGIS II allows the device to be configured and displayed clearly on a smartphone and tablet.

	PM-1, Order no. 1093705	PM-2, Order no. 1093706	PM-3, Order no. 1093707	PM-5, Order no. 1097168	PM-6, Order no. 1097170	PM-7, Order no. 1103171
Conductivity	+	+	+	+	+	+
pH measurement	+	+	+	+	+	+
ORP measurement	+	+	+	+	+	+
Flow switch	+	+	+	+	+	+
Corrosion measurement, copper		+	+		+	
Corrosion measurement, construction steel		+	+		+	
Fluorescence sensor			+			
Chlorine measurement				+	+	
Pressure reduction				optional	optional	
DULCONNEX						+

### Components

The measuring and control plate PM AEGIS II EU - type PM-1 comprising:

- AEGIS II controller, type AGIB006W0T1CTXXXXV2XXW0022001. Input for conductivity sensors (including temperature and flow), pH and ORP. Including Wi-Fi function and data logger. Control of a cooling tower with control of metering pumps.
- CTFS sensor for conductivity/temperature/flow, fully assembled, for measuring conductivity, temperature and flow.
- pH sensor PHEI-112-SE for the pH value measurement in industrial water containing solids.
- ORP sensor RHEIC-Pt-SE for the ORP value measurement in industrial water containing solids.
- Manometer for pressure display (also for flow control).
- 2 PVC ball valves for shutting off the feed and discharge line.
- Shut-off valve for draining the sample medium (no sample valve as not flammable).
- Filter insert 0.5 mm acting as a filter in the feed.
- Complete PVC pipework including brackets etc. and screw adapters for the sensors contained in the scope of delivery.

The measuring plate is supplied fully assembled and electrically wired. The measuring plate features an emergency stop switch and also has CE certification.

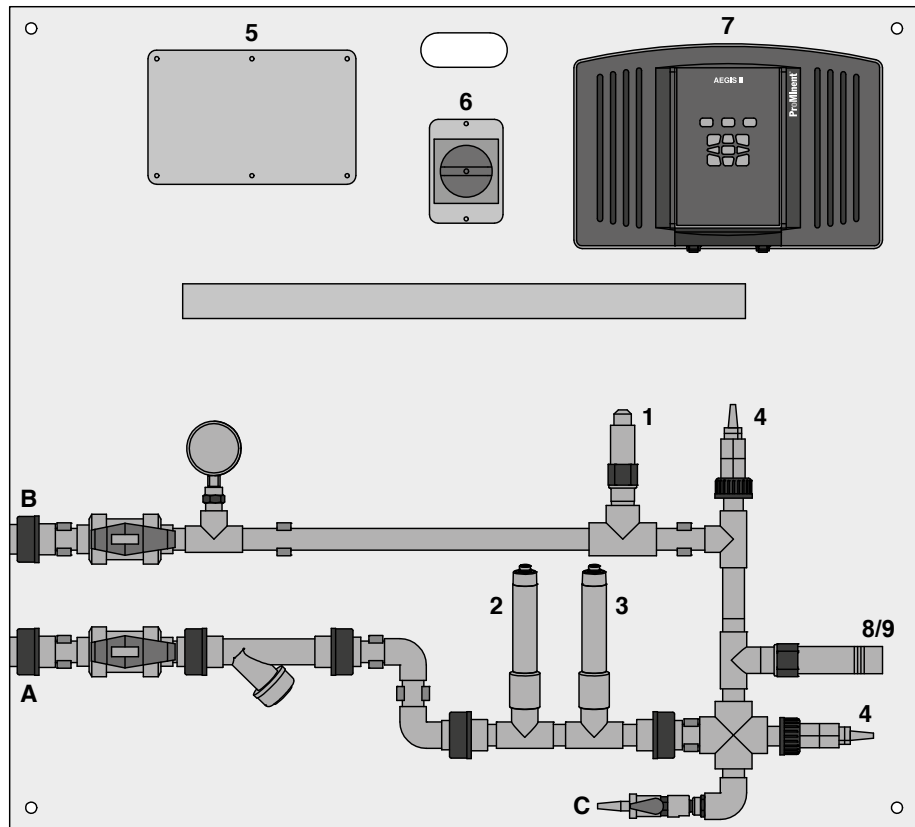
Dimensions of the measuring plate: 950 x 1,050 mm (HxW)

	Order no.
Measuring plate PM AEGIS 2 EU - type PM-1	1093705
Measuring plate PM AEGIS 2 EU - type PM-2	1093706
Measuring plate PM AEGIS 2 EU - type PM-3	1093707
Measuring plate PM AEGIS 2 EU - type PM-5	1097168
Measuring plate PM AEGIS 2 EU - type PM-6	1097170
Measuring plate PM AEGIS 2 EU - type PM-7	1103171



# 4.1 Measuring and Control System for Cooling Water Treatment

- 1 CTFS sensor for conductivity/temperature/flow, fully assembled (order no. 1081727)
- 2 pH sensor PHEI 112 SE (order no. 1076610)
- 3 ORP sensor RHEI C (order no. 1082281)
- 4 Mounting points for corrosion sensor
- 6 Master switch
- 7 AEGIS® II cooling tower controller
- 8/9 Fluorosensor or chlorine sensor
- A Sample water feed, DN 20
- B Sample water drain, DN 20
- C Sampling



### Measuring plate PM AEGIS 2 EU - type PM-1, basic version equipment, order no. 1093705

Item	Quantity	Order no.
7 AGIBEU006W0T1CTXXXXV2XXW0022001	1	1093713
1 CTFS sensor conductivity/temperature/flow complete	1	1081727
2 PHEI 112 SE	1	1076610
3 RHEIC-Pt-SE	1	1082281

### Measuring plate PM AEGIS 2 EU - type PM-2, equipment additional to basic version, order no. 1093706

Item	Quantity	Order no.
7 AGIBEU006W0T1CTXXXXV2XXW0022001	1	1093713
4 Corrosion sensor basic CRS LPR	2	1092242
4 CRS-CS construction steel corrosion tip set	1	1092276
4 CRS-CU copper corrosion tip set	1	1092277

### Measuring plate PM AEGIS 2 EU - type PM-3, equipment additional to basic version, order no. 1093707

Item	Quantity	Order no.
7 AGIBEU006W0T1CTXXXXV2XXW0022001	1	1093713
- Little Dipper Fluorescence sensor® (tracer sensor)	-	1059104



# 4.1 Measuring and Control System for Cooling Water Treatment

## Measuring plate PM AEGIS 2 EU - type PM-5, equipment additional to basic version, order no. 1097168

Item		Quantity	Order no.
7	AGIBEU006W0T1CTXXD1V2AAW0022001	1	1093712
4	Corrosion sensor basic CRS LPR	2	1092242
4	CRS-CS construction steel corrosion tip set	1	1092276
4	CRS-CU copper corrosion tip set	1	1092277
9	CBR 1-mA-2 ppm	1	1038015

**Important:** The pressure reducing unit Order No. 1095885 is needed with pressures of more than 1 bar!

## Measuring plate PM AEGIS 2 EU - type PM-6, equipment additional to basic version, order no. 1097170

Item		Quantity	Order no.
7	AGIBEU006W0T1CTXXXV2XXW0022001	1	1093713
4	Corrosion sensor basic CRS LPR	2	1092242
4	CRS-CS construction steel corrosion tip set	1	1092276
4	CRS-CU copper corrosion tip set	1	1092277
9	CBR 1-mA-2 ppm	1	1038015

**Important:** The pressure reducing unit (order no. 1095885) is needed with pressures of more than 1 bar!

## Measuring plate PM AEGIS 2 EU - type PM-7 with DULCONNEX, equipment additional to basic version, order no. 1097171

Item		Quantity	Order no.
7	AGIBEU006W0T1CTXXXV2XXW0022001	1	1093713
1	CTFS sensor conductivity/temperature/flow complete	1	1081727
2	PHEI 112 SE	1	1076610
3	RHEIC-Pt-SE	1	1082281
5	DULCONNEX Gateway AGIb	1	1098723

### Pressure reducing unit

Pressure reduction with system pressures of > 1 bar and chlorine sensors  
 Ready mounted on a PP plate, pre-piped in PVC DN 20, shut-off ball valves at the inlet and outlet side, dimensions: H x W = 200 mm x 600 mm, consisting of the following main components:

	Quantity	Unit	Order no.
<b>Manometer NG 63 0-0006 bar 233.30.</b>	1	EA	1040999
<b>Pressure reducing valve DMV755 DN20 PVC-U FPM</b>	1	EA	1095887

### Corrosion sensors



The corrosion sensors work on the so-called LPR principle: linear polarisation resistance. A sensor consists of the corrosion sensor basic LPR. This is fitted with the metal (corrosion tip set) used in the application. The corresponding alloy factor needs to be set in the monitor. If there is corrosion on the metal then the sensor can measure this electrochemically and the monitor (AEGIS II) can display the value. The measurement is not an absolute measurement, rather it measures a trend. The advantage over gravimetric measurement is that the LPR measurement takes place without any time delay. The value is displayed by the monitor in the unit of measure MPY (mils per year). One mil corresponds to a thousandth of an inch, in metric terms 0.0254 mm.

	Order no.
<b>Corrosion sensor basic CRS LPR</b>	1092242
<b>CRS-AM Admiralty brass corrosion tip set</b>	1092274
<b>CRS-CN Cu/Ni corrosion tip set</b>	1092275
<b>CRS-CS construction steel corrosion tip set</b>	1092276
<b>CRS-CU copper corrosion tip set</b>	1092277
<b>CRS-SS 1.4301/304 SS corrosion tip set</b>	1092278
<b>CRS-ZN zinc corrosion tip set</b>	1092279

# 4.1 Measuring and Control System for Cooling Water Treatment

## Fluorescence sensor

The Turner Designs Little Dipper® is a single-channel fluorescence sensor for measuring the concentration of PSTA fluorophore in process water. The metered chemical needs to contain PTSA for this. The sensor delivers a 4 - 20 mA output signal proportional to the concentration of the PTSA fluorophore in the process water.

**Measuring principle:** A light source irradiates the process water and stimulates the fluorophore in the solution, which emits light of a different wavelength. The intensity of the emitted light is proportional to the concentration of the PTSA fluorophore in the process water.

	Order no.
Little Dipper Fluorescence sensor® (tracer sensor)	1059104

## Retrofit module

	Order no.
Module 2x mA output	1092565
Module 2x conductive conductivity temperature sensor input	1081809
Module 2x mA sensor input	1081806
Module 2x mV sensor input	1081807
Module 2x serial sensor inputs	1092566
Modules mA/mV + temperature sensor inputs	1081808
Module Modbus RTU + 2 mA outputs	1094377
Module Modbus RTU + 2 mA outputs + 2 mA inputs	1094350
Wi-Fi module	734211



## 5.1 DULCODOS Pool Swimming Pool Metering Systems

### 5.1.1

#### Overview

**NEW**

**New:** The swimming pool metering systems DULCODOS Pool are now equipped with the new sensor bypass armature Modular BAMa.

The metering systems DULCODOS Pool ensure the best water quality. The systems come in four different designs. It's easy to work out which type is best suited to your requirements.

#### Chlorine or active oxygen?

Historically, swimming pool water has always been treated with chlorine. Because it is an effective disinfectant and is highly oxidising, chlorine is also the chemical of choice for public pools. Clear and hygienically safe water is guaranteed.

The metering systems DULCODOS Pool reliably keep the operating parameters in an optimum range. Unpleasant side effects such as the smell of chlorine or burning eyes are very rare.

Active oxygen is less effective than chlorine. It can be used for very gentle and environmentally-sound water treatment in pools with fewer users.

#### ■ Soft

DULCODOS Pool Soft with the controller DULCOPOOL Pro is especially suited to private pools used by a small number of people. It works with active oxygen substances, which are less effective than chlorine. Water treatment with active oxygen is a good alternative for ecologically-minded pool owners or if users are allergic to chlorine. DULCODOS Pool Soft uses no chlorine chemicals.

#### ■ Basic

DULCODOS Pool Basic with the controller DULCOPOOL regulates the pH and chlorine content using the ORP. This is the direct measurement of effective oxidation in the water and is therefore an indication of the disinfectant effect and concentration of the metered chlorine. The concentration of chlorine cannot be determined with accuracy with this process. ORP measurements allow a particular range of chlorine to be set. DULCODOS Pool Basic is robust and requires little maintenance.

#### ■ Comfort

DULCODOS Pool Comfort with the controller DULCOPOOL Pro uses highly specific chlorine sensors to regulate the chlorine content. The concentration of chlorine in the water can be determined and set with accuracy. With numerous features to enhance operating convenience, such as display of the measured and calibration values via the in-built data logger or remote control through the integrated WEB server via LAN and WLAN. Modbus RTU and Modbus TCP are available as standard for connecting to a SmartHome system.

#### ■ Professional

DULCODOS Pool Professional comes in three designs:

#### DULCOMARIN 3 Compact Unit

A DULCOMARIN 3 comprises a DULCOMARIN 3 with 7" touch display and Compact Unit and is intended for controlling a filtration circuit. It can measure and regulate the pH, ORP, free chlorine, combined chlorine, total available chlorine and temperature measured variables.

#### DULCOMARIN 3 Multipool Global Unit

A DULCOMARIN 3 Multipool system consists of a Global Unit with a 7" touch display. It could be described as the central control unit via which all controllers of all pools, the Local Units, can be operated in full. There needs to be one Global Unit installed in each system yet there may only be one.

#### DULCOMARIN 3 Multipool Local Unit

A DULCOMARIN 3 Multipool system can control up to 16 filtration circuits, i.e. 16 Local Units with a 7" touch display are needed. The controller can be used to operate the local pool.

Every Local Unit controls one filtration circuit. They are connected to the Global Unit via cNet.

#### ■ Choice of pumps





## 5.1 DULCODOS Pool Swimming Pool Metering Systems

The metering systems DULCODOS Pool allow you to choose which metering pump to fit on your complete system. The choice of pump depends entirely on the size of your pool and how often it is used.

- **Peristaltic pumps DULCOFLEX** are suited to applications requiring few chemicals, such as small pools or those used infrequently. Bubbles of gas formed during periods of non-use are reliably eliminated by the pump. Depending on the amount of use, the metering hose has to be replaced once or twice a year.
- **Motor-driven metering pumps alpha** have a higher output and longer maintenance intervals. Like peristaltic pumps, they are silent.
- **Solenoid metering pumps beta** are not controlled by switching them on and off, like DULCOFLEX or alpha, instead, their metering frequency is adjusted continuously, enabling the pump to provide a very precise control action.
- Pumps with a **CAN bus system** can be used in the DULCODOS Pool Professional series. They communicate all operating messages, such as two-stage monitoring of the chemical reservoir, to the control.
- The flocculant metering pump is no longer part of the identity code. Please order a corresponding metering set to match your requirements.

### ■ Accessories

Whether you are looking for collection pans for chemical tanks or portable test devices for measurement parameters – or even software for digital control: the optional accessories make it even easier for you to operate the system.

### ■ Service

Installation, commissioning, training in how the system works, operation and maintenance: when you buy a DULCODOS Pool system, it comes with service you can rely on – even if your pool is already quite old.



## 5.1 DULCODOS Pool Swimming Pool Metering Systems

### 5.1.2 Metering System DULCODOS Pool Soft

**Convincing - chlorine-free water treatment with active oxygen in private swimming pools.**

**For swimming pools with volumes up to 100 m<sup>3</sup>**



Chlorine-free water treatment system for environmentally operated private pools. Safe water disinfection with active oxygen as a turnkey complete solution.



Complete system DULCODOS Pool Soft for pH adjustment and chlorine-free disinfection with active oxygen. To prevent any germs in the pool from building up resistance to active oxygen, it is not metered continuously, but injected at intervals controlled by a timer. Alternatively, sensor-based control is also possible.

Peristaltic pumps of the product range DULCOFLEX, alpha type motor-driven metering pumps or beta type solenoid metering pumps are used, depending on demand and the circulation volume.

When selecting the metering pump and pump capacity, please consider the concentration of the hydrogen peroxide used. The concentration of the commercial product has been reduced in Germany by the legislature from  $w_i = 32.8\%$  to  $w_i = 11.8\%$ . The metering time and metering pump size need to be selected correspondingly to be able to meter volumes larger by a factor of 2.8. Depending on the product used, the metering volume is approx. 1.5 l per 10 m<sup>3</sup>.

Sensors, controllers and metering pumps form a unit with the chemical tanks, which can get to work without a lot of installation effort on your part.

The control device offers many convenient functions, such as the recording of measured values (transfer via USB stick) or remote access via Wi-Fi and LAN interface and Modbus RTU and Modbus TCP interfaces as standard for connecting to SmartHome systems and programmable logic controllers.

#### Your Benefits

- Simple, quick assembly
- Simple menu-based operation with colour touch display
- Chlorine-free
- Constantly good water quality
- Versatile monitoring functions

#### Technical Details

- DULCOPOOL Pro with measurement/control of the pH value and metering of active oxygen using an integrated timer function, mounted on a wall panel ready for use.
- In-line probe housing with sample water monitoring, sample water filter and sensor for pH value
- Monitoring of the chemical supply
- Metering monitor to protect against over-metering
- Data logger with USB interface
- Embedded web server with Wi-Fi and LAN interface
- Modbus RTU and Modbus TCP interfaces as standard for connecting to SmartHome systems and programmable logic controllers
- 4 analogue outputs, 0/4-20 mA as recorder outputs or control outputs, e.g. to reduce the circulation capacity
- Metering pumps alpha, DULCOFLEX or beta to control the pH value and active oxygen content.
- Sensors used – pH sensor PHES 112 SE (150702)
- Connector for point of injection: Injection valves with 1/2" screw-in thread
- Connectors for metering pumps/points of injection: 10x4 mm or 12x6 mm PVC hose, depending on size of metering pumps
- Sample water connector: PVC hose 12x6 mm
- Digital pause input
- Alarm relay output
- Electrical connection: 230 V AC, 50/60 Hz
- Dimensions with metering pumps, DULCOFLEX DF2a, alpha or beta:
  - 595 x 745 x 350 mm (W x H x D) mounting plate for measuring technology
- Weight: approx. 10 kg or 6 kg (without pumps)

#### Field of Application

- Private swimming pool



# 5.1 DULCODOS Pool Swimming Pool Metering Systems

## 5.1.3 Identity Code Ordering System for DULCODOS Pool Soft

DSPb	Regional design	
	EU	Europe
	US	USA
	Version	
	PM	ProMinent, with sensor bypass armature BAMA
	Controller configuration	
	D1	1 - 2 measuring and control channels and timer (DULCOPOOL Pro)
	Measured variable 1, pH	
	0	Measured variable pH, without sensors
	1	PHES 112 SE, order no. 150702
	Measured variable 2, ORP	
	X	No measured variable ORP
	Measured variable 3, chlorine	
	X	No measured variable chlorine
	Measured variable, variable	
	X	No measured variable, variable
	0	Measured variable, variable, without sensors (only for timer-controlled metering)
	P	Active chlorine, measurement with PEROX-H2.10-P, order no. 792976 (PG 13.5)
	Auxiliary functions	
	X	None
	Communication interface	
	X	Standard: Wi-Fi, LAN*, Modbus RTU, Modbus TCP* * LAN cable order no. 1132290 for DULCOPOOL Pro included in scope of delivery
	Electrical Connection	
	A	230V, 50/60 Hz standard Schuko CEE 7/7
	B	230V 50/60 Hz Switzerland type 12/13
	C	230V, 50/60 Hz standard Schuko UK BS 1363
	Metering pumps for acids/alkalis	
	0	Without metering pump
	1	0.8 l/h (DULCOFLEX DF2a 0208)
	2	1.6 l/h (DULCOFLEX DF2a 0216)
	3	2.4 l/h (DULCOFLEX DF2a 0224)
	4	1.8 l/h (alpha ALPc 1002 PVT)
	5	3.5 l/h (alpha ALPc 1004 PVT)
	6	1.5 l/h (beta BT4b 0401 PVT)
	7	2.8 l/h (beta BT4b 0402 PVT)
	8	4.5 l/h (beta BT4b 0404 PVT)
	Metering pumps for disinfection	
	0	Without metering pump
	1	0.8 l/h DULCOFLEX DF2a for up to 45/10 m³/h circulation HB/FB*
	2	1.6 l/h DULCOFLEX DF2a for up to 90/20 m³/h circulation HB/FB*
	3	2.4 l/h DULCOFLEX DF2a for up to 140/30 m³/h circulation HB/FB*
	4	1.8 l/h alpha for up to 100/20 m³/h circulation HB/FB*
	5	3.5 l/h alpha for up to 200/40 m³/h circulation HB/FB*
	6	1.5 l/h beta4 b for up to 85/20 m³/h circulation HB/ FB*
	7	2.8 l/h beta4 b for up to 160/35 m³/h circulation HB/ FB*
	8	4.5 l/h beta4 b for up to 260/55 m³/h circulation HB/ FB*
	Language (operating instructions)	
	DE	German
	EN	English
	BG	Bulgarian
	CS	Czech
	DA	Danish
	EL	Greek
	ES	Spanish
	ET	Estonian
	FI	Finnish
	FR	French
	HR	Croatian
	HU	Hungarian
	IT	Italian
	JA	Japanese
	KO	Korean
	LT	Lithuanian
	LV	Latvian
	NL	Dutch
	PL	Polish
	PT	Portuguese
	RO	Romanian
	RU	Russian
	SK	Slovakian
	SL	Slovenian
	SR	Serbian
	SV	Swedish
	TH	Thai





# 5.1 DULCODOS Pool Swimming Pool Metering Systems

## 5.1.4 Metering System DULCODOS Pool Basic

**Simple and controlled – for private pools.**

**For swimming pools with a circulation capacity of up to 100 m³/h**



The chlorine metering system DULCODOS Pool Basic is a complete solution for private pools where the chlorine content is controlled using the low-maintenance measurement of the redox potential.



Complete system for the fully automatic adjustment of pH and chlorine content (using the redox potential measured variable) in swimming pool water. Depending on demand and the circulating volume, peristaltic pumps of the DULCOFLEX product range are used. Sensors, controllers and metering pumps form a single perfectly coordinated unit with the chemical tanks, which can reliably get to work without a lot of installation effort on your part.

**New:** With Wi-Fi stick as standard, via which the controller can be configured and operated in conjunction with a smartphone app (iOS and Android).

### Your Benefits

- Simple, quick assembly
- Simple menu-based operation with colour touch display
- Constantly good water quality
- Versatile monitoring functions

### Technical Details

- 2-channel swimming pool controller DULCOPOOL with measurement, control and metering functions for pH and redox potential (chlorine metering)
- In-line probe housing with sample water monitoring, sample water filter and measuring probes for pH value and redox potential, fitted on a wall panel.
- 2 metering pumps DULCOFLEX
- Monitoring of the chemical supply
- Operation and configuration via app for iOS and Android.
- Metering monitor to protect against over-metering
- Sensors used: pH sensor PHES 112 SE (150702), ORP sensor RHES-Pt -SE (150703)
- Connectors for points of injection: Injection valves with 1/2" screw-in thread
- Connectors for metering pumps/points of injection: PVC hose 10x4 mm
- Sample water connector: PVC hose 12x6 mm
- Digital pause input
- Wi-Fi and Modbus RTU (RS 485) as standard
- Alarm relay output
- Electrical connection: 230 V AC, 50/60 Hz, max. 850 W, 3.5 A
- Dimensions: 595 x 745 x 150 mm (W x H x D)
- Weight: approx. 10 kg

### Field of Application

- Private swimming pool

# 5.1 DULCODOS Pool Swimming Pool Metering Systems

## 5.1.5 Identity Code Ordering System for DULCODOS Pool Basic

DSPb	Regional design															
	EU	Europe														
	US	USA														
	Version															
	PM	ProMinent, with sensor bypass armature BAMA														
	Controller configuration															
	B2	pH/ORP (DULCOPOOL)														
		Measured variable 1, pH														
		0	Measured variable pH, without sensors													
		1	PHES 112 SE, order no. 150702													
		Measured variable 2, ORP														
		0	Measured variable ORP, without sensors													
		A	RHES-Pt-SE, order no. 150703													
		Measured variable 3, chlorine														
		X	No measured variable chlorine													
		Measured variable, variable														
		X	No measured variable, variable													
		Auxiliary functions														
		X	None													
		Communication interface														
		X	Standard, with Modbus RTU and Wi-Fi													
		Electrical Connection														
		A	230V, 50/60 Hz standard Schuko CEE 7/7													
		B	230V 50/60 Hz Switzerland type 12/13													
		C	230V, 50/60 Hz standard Schuko UK BS 1363													
		Metering pumps for acids/alkalis														
		1	0.8 l/h (DULCOFLEX DF2a 0208)													
		2	1.6 l/h (DULCOFLEX DF2a 0216)													
		3	2.4 l/h (DULCOFLEX DF2a 0224)													
		Metering pumps for disinfection														
		1	0.8 l/h DULCOFLEX DF2a for up to 45/10 m³/h circulation HB/FB*													
		2	1.6 l/h DULCOFLEX DF2a for up to 90/20 m³/h circulation HB/FB*													
		3	2.4 l/h DULCOFLEX DF2a for up to 140/30 m³/h circulation HB/FB*													
		Language (operating instructions)														
		DE	German													
		EN	English													
		BG	Bulgarian													
		CS	Czech													
		DA	Danish													
		EL	Greek													
		ES	Spanish													
		ET	Estonian													
		FI	Finnish													
		FR	French													
		HR	Croatian													
		HU	Hungarian													
		IT	Italian													
		JA	Japanese													
		KO	Korean													
		LT	Lithuanian													
		LV	Latvian													
		NL	Dutch													
		PL	Polish													
		PT	Portuguese													
		RO	Romanian													
		RU	Russian													
		SK	Slovakian													
		SL	Slovenian													
		SR	Serbian													
		SV	Swedish													
		TH	Thai													
		TR	Turkish													
		ZN	Chinese													
		XX	Irrelevant													
		Approvals														
		01	With CE certification													
		14	CE + UKCA													

\* HB = indoor pool / FB = outdoor pool (please note the metering information provided by the manufacturer of the chemicals)

DSPb	EU	PM	B2	1	A	X	X	X	X	A	1	1	DE	01	Identity code as a representative example
------	----	----	----	---	---	---	---	---	---	---	---	---	----	----	---



# 5.1 DULCODOS Pool Swimming Pool Metering Systems

## DULCODOS Pool Basic - disinfectants and measured variables

Measured variable 1   2   3   variable new DSPb	Measured variable predecessor DSPa	Disinfectant	Measured variables
1   A   X   X	PR2	Sodium hypochlorite, calcium hypochlorite	pH + ORP



## 5.1 DULCODOS Pool Swimming Pool Metering Systems

### 5.1.6

#### Metering System DULCODOS Pool Comfort

**Simple and efficient – smart water management for every size of pool.**

**For swimming pools with a circulation capacity of up to 225 m<sup>3</sup>/h**



The chlorine metering system DULCODOS Pool Comfort is the convenient solution for pH adjustment and disinfection of swimming pool water with liquid chlorine products. Remote access to the in-built web server via Wi-Fi and LAN.



Complete system DULCODOS Pool Comfort with DULCOPOOL Pro controller for pH adjustment and disinfection with liquid chlorine products. Peristaltic pumps of the product range DULCOFLEX, alpha type motor-driven metering pumps or beta type solenoid metering pumps are used, depending on demand and the circulation volume.

Sensors, controllers and metering pumps form a unit with the chemical tanks, which can get to work without a lot of installation effort on your part.

The control device offers many convenient functions, such as the recording of measured values or remote access via Wi-Fi and LAN interface and Modbus RTU and Modbus TCP interfaces as standard for connecting to SmartHome systems and programmable logic controllers.

#### Your Benefits

- Simple, quick assembly
- Simple, menu-driven operation
- Brilliant water quality
- Versatile monitoring functions

#### Technical Details

- 1-channel controller (pH) and timer for active oxygen, 2-channel controller (pH and PEROX sensor for active oxygen), 2-channel controller (pH/ORP or pH/chlorine), 3-channel controller (pH/ORP/chlorine), 4-channel controller (pH/ORP/free chlorine/total chlorine) DULCOPOOL Pro with measurement, control and metering functions for pH and chlorine concentration, mounted on a wall panel ready for use
- Bypass fitting BAMA with sample water monitoring, sample water filter and measurement sensors for pH and chlorine content
- Monitoring of the chemical supply
- Metering monitor to protect against over-metering
- Data logger with USB interface
- Embedded web server with Wi-Fi and LAN interface
- Modbus RTU and Modbus TCP interfaces as standard for connecting to SmartHome systems and programmable logic controllers
- 4 analogue outputs, 0/4-20 mA as recorder outputs or control outputs, e.g. to reduce the circulation capacity
- Metering pumps alpha, DULCOFLEX or beta to control the pH and chlorine content, DULCOFLEX for flocculant metering (optional).
- Connector for point of injection: Injection valves with 1/2" screw-in thread
- Connectors for metering pumps/points of injection: 10x4 mm or 12x6 mm PVC hose depending on size of metering pumps
- Sample water connector: PVC hose 12x6 mm
- Digital pause input
- Alarm relay output
- 6 relays for controlling metering pumps and attractions, circulation, filter backwashing, timer with 8 switching points per relay
- Electrical connection: 230 V AC, 50/60 Hz
- Dimensions with metering pumps alpha or beta and/or with "flocculant metering" option:
  - 595 x 745 x 320 mm (W x H x D) mounting plate for measuring technology
- Dimensions with metering pumps DULCOFLEX: 595 x 745 x 150 mm (W x H x D)
- Weight: approx. 10 kg or 6 kg (without pumps)

#### Field of Application

- High-quality private pool, hotel pool, public swimming pools





# 5.1 DULCODOS Pool Swimming Pool Metering Systems

## 5.1.7 Identity Code Ordering System for DULCODOS Pool Comfort

DSPb	Regional design	
	EU	Europe
	US	USA
	Version	
	PM	ProMinent, with sensor bypass armature BAMA
		Controller configuration
	D1	1 - 4 measuring and control channels (DULCOPOOL Pro)
		Measured variable 1, pH
	0	Measured variable pH, without sensors
	1	PHES 112 SE, order no. 150702
		Measured variable 2, ORP
	X	No measured variable ORP
	0	Measured variable ORP, without sensors
	A	RHES-Pt-SE, order no. 150703
	C	RHES-Au-SE, order no. 1044544
		Measured variable 3, chlorine
	X	No measured variable chlorine
	0	Measured variable chlorine, without sensors
	1	CLE 3-mA-2 ppm, order no. 792920
	2	CLE 3-mA-5 ppm, order no. 1033392
	3	CLE 3-mA-10 ppm, order no. 792919
	5	CGE 3-mA-2 ppm, order no. 1047959
	6	CGE 3-mA-10 ppm, order no. 1047975
	7	CLO 3-mA-2 ppm, including sensor cleaning, order no. 1131658
	8	CLO 3-mA-10 ppm, including sensor cleaning, order no. 1131662
	9	CBR 1-mA-2 ppm 2 ppm, order no. 1038015
	A	CBR 1-mA-5 ppm, 5 ppm, order no. 1052138
	B	CBR 1-mA-10 ppm, 10 ppm, order no. 1038014
	I	CLE 3.1-mA-2 ppm, order no. 1018369
	J	CLE 3.1-mA-5 ppm, order no. 1019398
	K	CLE 3.1-mA-10 ppm, order no. 1018368
		Measured variable, variable
	X	No measured variable, variable
	A	Total chlorine, CTE 1-mA-2 ppm, order no. 740685
	B	Total chlorine, CTE 1-mA-10 ppm, order no. 740684
	P	Active chlorine, measurement with PEROX-H2.10-P, order no. 792976 (PG 13.5)
		Auxiliary functions
	X	None
		Communication interface
	X	Standard: Wi-Fi, LAN*, Modbus RTU, Modbus TCP* * LAN cable order no. 1132290 for DULCOPOOL Pro included in scope of delivery
		Electrical Connection
	A	230V, 50/60 Hz standard Schuko CEE 7/7
	B	230V 50/60 Hz Switzerland type 12/13
	C	230V, 50/60 Hz standard Schuko UK BS 1363
		Metering pumps for acids/alkalis
	0	Without metering pump
	1	0.8 l/h (DULCOFLEX DF2a 0208)
	2	1.6 l/h (DULCOFLEX DF2a 0216)
	3	2.4 l/h (DULCOFLEX DF2a 0224)
	4	1.8 l/h (alpha ALPc 1002 PVT)
	5	3.5 l/h (alpha ALPc 1004 PVT)
	6	1.5 l/h (beta BT4b 0401 PVT)
	7	2.8 l/h (beta BT4b 0402 PVT)
	8	4.5 l/h (beta BT4b 0404 PVT)
		Metering pumps for disinfection
	0	Without metering pump
	1	0.8 l/h DULCOFLEX DF2a for up to 45/10 m³/h circulation HB/FB*
	2	1.6 l/h DULCOFLEX DF2a for up to 90/20 m³/h circulation HB/FB*
	3	2.4 l/h DULCOFLEX DF2a for up to 140/30 m³/h circulation HB/FB*
	4	1.8 l/h alpha for up to 100/20 m³/h circulation HB/FB*
	5	3.5 l/h alpha for up to 200/40 m³/h circulation HB/FB*
	6	1.5 l/h beta4 b for up to 85/20 m³/h circulation HB/ FB*
	7	2.8 l/h beta4 b for up to 160/35 m³/h circulation HB/ FB*
	8	4.5 l/h beta4 b for up to 260/55 m³/h circulation HB/ FB*
		Language (operating instructions)
	DE	German
	EN	English
	BG	Bulgarian
	CS	Czech
	DA	Danish
	EL	Greek
	ES	Spanish
	ET	Estonian
	FI	Finnish





# 5.1 DULCODOS Pool Swimming Pool Metering Systems

## 5.1.8 Metering System DULCODOS Pool Professional

**Professional and superior - crystal-clear water in public swimming pools.**

**For swimming pools with a circulation capacity of up to 350 m³/h**



Chlorine metering system for individual adjustment and monitoring of all common hygiene auxiliary parameters in public pools. DULCODOS Pool Professional ensures crystal-clear water quality and lowers operating costs thanks to Eco!Mode.



Complete system DULCODOS Pool Professional for individual adjustment and monitoring of all common hygiene-relevant parameters in public pools, such as pH, redox potential and free and combined chlorine. Peristaltic pumps of the product range DULCOFLEX, alpha type motor-driven metering pumps or beta type solenoid metering pumps are used, depending on demand and the circulation volume.

Control of the entire water circuit, a counterflow system and LED spotlight via DMX.

In Eco!Mode, the circulating volume of the swimming pool pumps is optimised depending on the water quality, enabling you to efficiently save energy.

The system can be easily integrated into a PLC or building control system thanks to the standard Modbus RTU interface. It can be easily operated by VNC server via LAN and optional Wi-Fi.

Sensors, controllers, metering pumps and the process chemical tanks form a single unit with the other peripheral swimming pool technology used, which gets to work without a lot of installation effort on your part.

### Your Benefits

- Energy- and cost-efficient control of your swimming pool
- The DULCOMARIN 3 can be accessed from any Internet-compatible device (web browser and VNC app needed)
- Simple calibration of the sensors with video support
- Status messages and alarms issued by e-mail
- View and assess the time-based curve of the measured values of all pools on the integrated screen plotter
- Simple, unrestricted LAN and Wi-Fi connection – like in your home network
- Scope for upgrading at a later date by means of the ProMinent internal cNet bus system
- Intelligent chlorine sensors: save the sensor data and are always in the optimum measuring range thanks to auto-ranging
- Intelligent metering pumps: provide information on operating parameters, such as chemical level statuses and pump capacity, within the range of 0.7 l/h to 1000 l/h
- A wealth of communication options by means of
  - Modbus RTU
  - OPC UA
  - BACnet IP
  - Web interface
  - VNC server
  - A gateway to Profinet is available as an option
- View historical measured data directly on the controller: thanks to the integral screen plotter with data logger via USB
- Now with optional conductive conductivity measurement. Compatible with all ProMinent conductivity sensors, e.g. LFTK 1 DE
- Optional 2-channel mA input, e.g. to measure turbidity
- In combination with up to 2 F-modules: control the entire water circuit, attractions, circulation, filter back-washing, water temperature, raw water tank level
- Simple, quick assembly
- Outstanding water quality
- Eco!Mode helps cut operating costs
- Versatile communication interfaces
- Central control of peripheral devices and functions too

## 5.1 DULCODOS Pool Swimming Pool Metering Systems

### Technical Details

- Multi-channel, multi-parameter controller DULCOMETER DULCOMARIN 3 with measuring, control and metering functions for pH value, redox potential, free and combined chlorine in various combinations depending on the type, mounted on a wall panel ready for use
- Bypass fitting BAMA with sample water monitoring, sample water filter and all sensors
- Monitoring of the chemical supply with pre-alarm
- Metering monitor to protect against over-metering
- Screen plotter for graphic mapping of measured values, data logger with USB port
- Standard LAN interface with optional WLAN/Wi-Fi interface for operation of the device by VNC app
- Modbus RTU for integration into building management systems, alarm function by text or e-mail (optional)
- Metering pumps alpha, DULCOFLEX or beta to control the pH and chlorine content
- Connector for point of injection: Injection valves with 1/2" screw-in thread
- Connectors for metering pumps/points of injection: 10x4 mm or 12x6 mm PVC hose depending on size of metering pumps
- Sample water connector: PVC hose 12x6 mm
- Digital pause input
- 8 digital control inputs, for pause control, sample water errors and connecting chemical level switches
- CAN bus for connecting chlorine measuring cells and metering pumps beta and DULCOFLEX DF4a
- Temperature measuring input Pt 100/Pt 1000
- 6 output relay outputs, freely configurable
- 4 x 0/4-20 mA analogue outputs, freely configurable
- Up to 4 x 0/4-20 mA analogue inputs for processing signals from e.g. turbidity measuring devices, can be retrofitted
- Electrical connection: 230 V AC, 50/60 Hz.
- Dimensions of mounting plate for measuring technology without metering pumps and with metering pumps DULCOFLEX DF2a, the DF2a are also mounted on the mounting plate:
  - 595 x 745 x 150 mm (W x H x D)
- Dimensions of mounting plate for measuring technology without metering pumps and with metering pumps alpha, beta or DULCOFLEX:
  - 595 x 745 x 150 mm (W x H x D) mounting plate for measuring technology
  - 595 x 400 x 150 mm (W x H x D) mounting plate for pumps
- Weight: approx. 12 kg or 7 kg (without pumps)

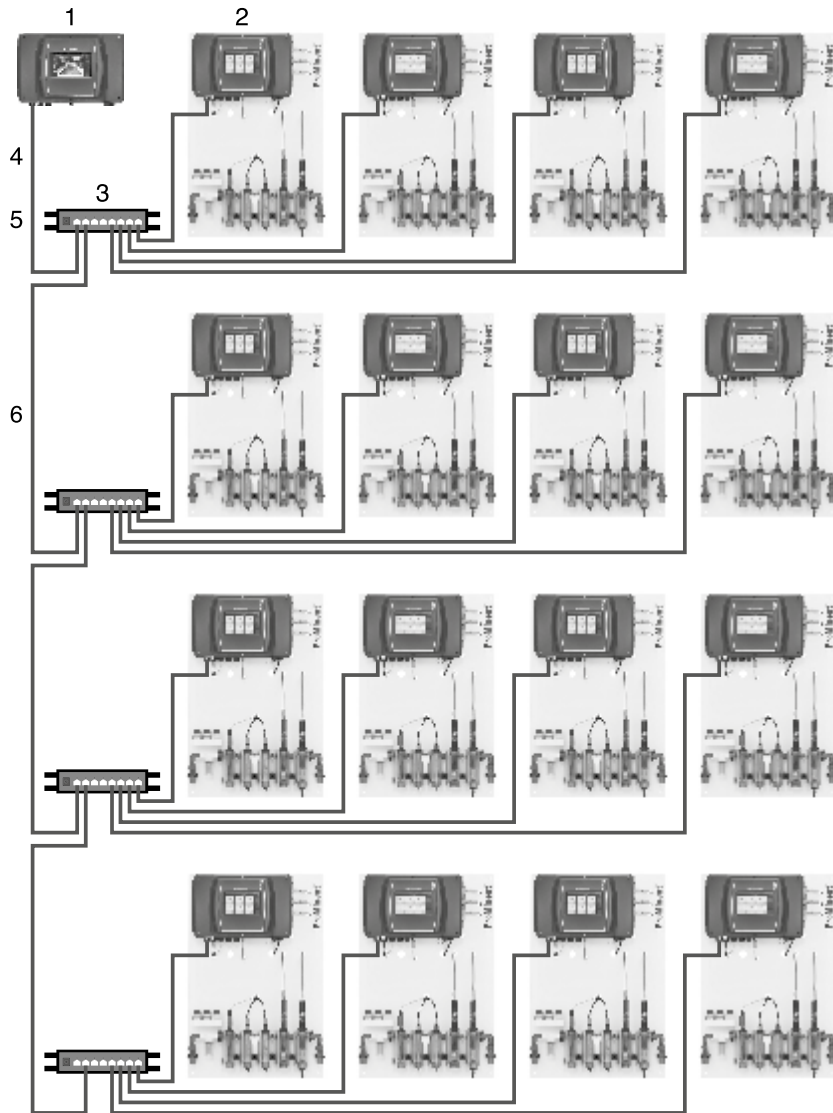
### Field of Application

- High-end private pool
- Public swimming pool
- Therapy pool

# 5.1 DULCODOS Pool Swimming Pool Metering Systems

Configuration example: Multipool system

- 1 Global unit
- 2 Up to 16 local units
- 3 LAN switch, e.g. TP-link 8 port switch
- 4 Connecting cable LAN M12 - RJ45 5.0 m
- 5 LAN coupling IP68
- 6 Customer's LAN cable, up to 100 m in length







## 5.2 Maintenance Kits

The following are needed for maintenance of a measuring, control and metering system DULCODOS Pool:

- 2 maintenance kits for the metering pumps

### 5.2.1 Maintenance Kits for Metering Pumps

The following table shows the assignment of the maintenance kits to the types of metering pumps used.

	Series	Type	Order no.
Hose 4.8 x 8.0 PharMed	DF2a	0208, 0216, 0224	1009480
Hose 1.6 x 4.8 PharMed	DF4a	04015	1030722
Hose 3.2 x 6.4 PharMed	DF4a	03060	1030723
Spare parts kit 1005-2/1605-2 PVT	ALPc, BT4a	1002PVT/1004PVT (ALPc), 0405PVT (BT4a)	1023110
Spare parts kits 1601 – 2 PVT, PPT, NPT	BT4a, BT4b	0401PVT (BT4a), 0401PVT (BT4b)	1023108
Spare parts kits 1602 – 2 PVT, PPT, NPT	BT4a, BT4b	0402PVT (BT4a), 0402PVT (BT4b)	1023109
Spare parts kits 0708 – 2/1008 – 2 PVT, PPT, NPT	BT4a	0408PVT	1023111
Spare parts kit 9.2/33.5/12 x 9 PVT	BT4a	0220PVT	1023113
Spare parts kits 1604 – 2 PVT, PPT, NPT	BT4b	0404PVT	1035332

### 5.2.2 Buffer Solutions

Quality buffer solutions are provided for calibration of pH and ORP sensors.

The following table shows the assignment of the buffer solutions to the sensors.

	Measured variable	Order no.
Buffer solution pH 4, 50 ml, red	pH	506251
Buffer solution pH 7, 50 ml, green	pH	506253
Buffer solution ORP 220 mV, 50 ml	ORP	506244





# 6.1 DULCONNEX: IIoT Solution for Digital Fluid Management

## 6.1.1 Smart Process Monitoring – Any time, Anywhere

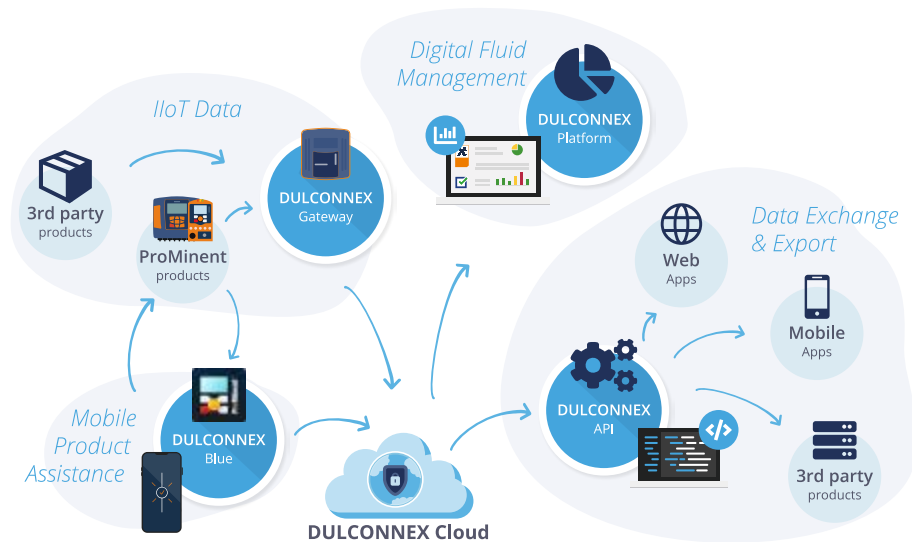


Improved process safety, reliability and transparency due to real-time monitoring, individual alarms and automated reports.



ProMinent's DULCONNEX is the cloud-based IIoT solution for digitally networking your system components. The solution consists of individual solution modules, which can be combined specifically to meet customer requirements:

	Pricing logic	Order no.
<b>DULCONNEX Gateway AGIb</b>	One-time price	1098723
<b>DULCONNEX Gateway DACb</b>	One-time price	1098756
<b>DULCONNEX Gateway pumps and I/O modules</b>	One-time price	1105889
<b>DULCONNEX Gateway UVCb, CDLb</b>	One-time price	1098757
<b>CAN connection kit UVCb</b>	One-time price	1098757
<b>DULCONNEX Blue</b>	Free app (Google Play Store / Apple App Store)	-
<b>DULCONNEX Platform</b>	Monthly fee per connected device	1039138
<b>DULCONNEX Inventory Management</b>	Monthly fee per connected Inventory Management-enabled device	DX000004
<b>DULCONNEX API</b>	Monthly fee per connected device	1110567



The DULCONNEX Cloud lies at the heart of the DULCONNEX solution. It meets stringent safety standards, receives data from connected devices and makes this data available to target applications, such as the DULCONNEX Platform. A DULCONNEX Gateway is needed to integrate both ProMinent products as well as third-party products into the cloud.

Using the DULCONNEX Blue app, our digital wizard, ProMinent products can also be connected to the user's mobile via a Bluetooth connection without connecting to the cloud, greatly simplifying user interactions.

On the basis of data available in the cloud, external services can be fed data via API.

### Location-independent system monitoring in real time

With DULCONNEX, you always have access to all the key data and measured values for your pump installations. Monitor the status of your system in real time and benefit from continuous documentation. Check your device data safely and reliably when you're out and about. Simply use the terminal device of your choice: smartphone, tablet or PC. Configurable alarms and notifications inform you of relevant events 24/7.

Be in a position to act promptly at all times with DULCONNEX. No matter whether you work with industrial and process water, cooling water, potable water or swimming pool water – DULCONNEX supports you in ensuring the reliable treatment of your fluids.

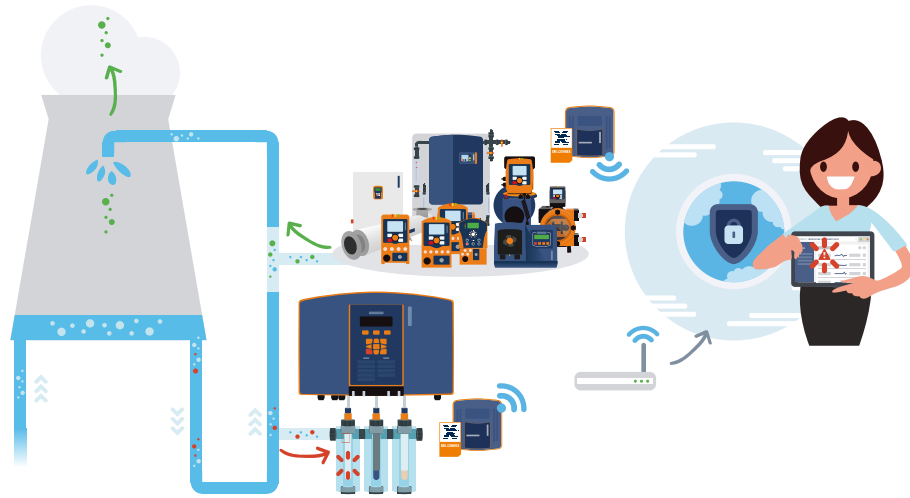
## 6.1 DULCONNEX: IIoT Solution for Digital Fluid Management

### 6.1.2 Reference Cooling Tower

In cooling water treatment, the AEGIS II cooling tower controller processes the most diverse parameters (e.g., pH, ORP, chlorine, conductivity, temperature and water flow) and controls the metering of biocides, inhibitors, stabilisers and dispersants, among others.

Apart from individually adaptable alarm conditions, connecting your cooling tower to DULCONNEX above all offers automatic and continuous documentation of the process data recorded by the AEGIS II and the connected metering pumps, enabling you to log the hygiene-compliant operation conforming to the relevant regulations without the risk of tampering.

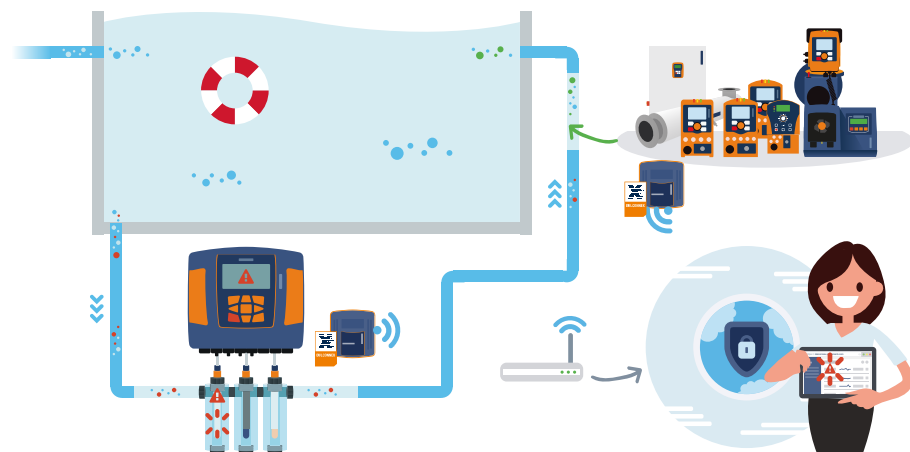
Whether you wish to record the metering of chemicals or the water parameters affected by them, DULCONNEX provides you with access to value diagrams and summarised reports anywhere and at any time. By connecting liquid level measuring devices, you can also avoid shortages when metering.



### 6.1.3 Reference Swimming Pool

DULCONNEX helps you to avoid downtimes, saving you the need to check on the individual controllers, pumps and UV systems in your pools. You can control the pH, chlorine and temperature values of controllers irrespective of your location, and also access the status of other connected components. Whether you wish to monitor the correct metering of chemicals or the status of disinfection systems, DULCONNEX immediately informs you by e-mail about every fault or limit violation, thanks to individually configurable alarms.

DULCONNEX continuously logs the water values of your swimming pool installations, making them available to you in the form of value diagrams and summarised reports. That way you can always ensure a smooth and carefree swimming pool operation.



# 6.1 DULCONNEX: IIoT Solution for Digital Fluid Management

## 6.1.4 Your Benefits of Digital Fluid Management



- **Complete overview of all your devices and installations** – any time and from anywhere.
- **Reliable saving of your complete value history** including alarms and warnings that occur.
- **Individual alarms by e-mail** – Keep up to date at all times.
- **Continuous logging and automatic reports** – Documentation and evidence of correct operation.
- **Clear visualisation** – Graphic display of value and parameter combinations.
- **Access via the web** – Simply use any of your smart devices with an installed browser. You do not need an additional app nor a permanent link to the connected device.

The DULCONNEX Platform can be accessed at <https://dulconnex.prominent.com>. Please contact us for free access to try out the solution and send us your questions.

### Privacy and data security



The architecture of DULCONNEX is already designed to achieve maximum safety and reliably protect your data. For example, there is a systematic separation of user-specific data and measured values. In addition, all measured values are anonymised internally and the entire system is regularly inspected by professional IT safety service providers for possible safety gaps.

#### Examples of relevant safety measures:

- Encryption in accordance with the latest state of the art
- Multiple redundant data memories
- Systematic control of the equipment ownership

### Constantly growing portfolio of supported products

- **Pumps**
  - gamma/ X
  - gamma/ XL
  - DULCOFLEX DFXa
  - DULCOFLEX DFYa
  - sigma/ X
  - DULCOFLEX DF4a
- **Controller**
  - DULCOMETER diaLog DACb
  - AEGIS II
  - SlimFLEX 5a
- **Radar sensor DULCOLEVEL**
- **Water treatment and disinfection systems**
  - UV systems DULCODES MP, LP/LP certified/LP F&B/LP-PE
  - Chlorine dioxide systems Bello Zon CDLb, CDKd and CDVd
  - Electrolysis system CHLORINSITU IIa 60–2500 g/h
- **Industrial standard signals via dedicated I/O modules**
  - Digital inputs (relays, with counters too)
  - Analogue inputs (4...20 mA)

# 6.1 DULCONNEX: IIoT Solution for Digital Fluid Management

## 6.1.5 DULCONNEX Gateway

Secure and reliable provision of IIoT data



The DULCONNEX Gateway safely and reliably transfers the data of all products supported as standard to the DULCONNEX Cloud



Our DULCONNEX Gateway enables all smart products to be connected to our web-based fluid management platform.

Using a gateway matched to the relevant product guarantees smooth and reliable operation. The customer must provide a WiFi access point with an internet connection in order to communicate with the DULCONNEX Platform.

	Suitable for system types	Order no.
<b>DULCONNEX Gateway AGIb</b>	AEGIS II	1098723
<b>DULCONNEX Gateway DACb</b>	DULCOMETER diaLog DACb	1098756
<b>DULCONNEX Gateway pumps and I/O modules</b>	gamma/ X, gamma/ XL, delta, DULCOFLEX DF4a, DULCOFLEX DFXa, DULCOFLEX DFYa, I- and M-modules (DULCOMARIN II), Frenzel+Berg modules (CIO50, CIO57, CIO58, CIO60, CIO300), Sigma X	1105889
<b>DULCONNEX Gateway UVCb, CDLb</b>	DULCODES LP/MP, chlorine dioxide systems Bello Zon CDLb	1098757

# 6.1 DULCONNEX: IIoT Solution for Digital Fluid Management

6.1.6

DULCONNEX Blue

Efficient and safe operation of pumps by smartphone

Mobile app for Android and iOS



The next generation of mobile product assistance from ProMinent – DULCONNEX Blue. The smart app enables intelligent pumps to be conveniently controlled by Bluetooth.



## Your Benefits

- Easy operation and configuration of gamma/ X pumps in installation environments that are hard to access
- Live monitoring of device status and performance data from a safe distance
- Reliable remote control of supported ProMinent products
- User-friendly operation by means of intuitive interface and multilingual displays
- Efficient commissioning by simply copying of the configuration from one pump to other pumps
- Obtain professional support quickly in an emergency case – generate error logs at the press of a button and share them directly with service personnel

## Technical Details

### Key functions

- **Secure communication** – Simple authentication and coupling with supported devices for secure data exchange by Bluetooth interface.
- **Reliable remote control** – Simply operate ProMinent devices in hard-to-reach installation environments by means of secure remote control.
- **Intuitive design** – Pumps can now be operated even more conveniently thanks to the modern and multilingual user interface.
- **Always up to date** – The key information from all devices can be gathered at a glance on the clearly arranged dashboard. Information on current device status and performance data, as well as firmware updates, are available at any time.
- **Simple pump configuration** – Restore saved device configurations at any time and copy them quickly from one pump to others.
- **End-to-end documentation** – Automatic recording of key operating data in the log book and the integrated commissioning report help to comply with regulatory documentation obligations.
- **Direct access to product documentation** – Permanent access to the latest version of product-specific documents or relevant files.

### Technical requirements

- Supported model with the latest firmware version
- Built-in Bluetooth module (Bluetooth Classic or Bluetooth Low Energy)
- Mobile end device with supported operating system (Android from version 9.0 (“Pie”) or later and iOS from version 12 or later)

### Supported devices

- Solenoid-driven metering pump gamma/ X and gamma/ XL with Bluetooth Classic module from firmware version: 02.05.06.02 or later with Bluetooth Low Energy module from firmware version: 02.06.01.01 or later
- Radar liquid level sensor DULCOLEVEL

Further modules will continue to be released in the future.

### Supported languages

- German (DE)
- English (EN)
- French (FR)
- Spanish (ES)
- Polish (PL)

## 6.1 DULCONNEX: IIoT Solution for Digital Fluid Management

---

### Availability

- Apple App Store for mobile devices with iOS operating system (iPhone/iPad)
- Google Play Store for Android devices

### Field of Application

- **Enhanced safety for personnel and processes** – Adapt the settings of connected devices directly or control the pump capacity and metering volume from a safe distance without having to put on protective equipment in advance. The opportunity to simply save device configurations and reset them to earlier statuses at any time provides for additional safety.
- **Commissioning in record time** – Significant time saved particularly when setting up multiple devices by transmitting the configuration of one pump to other pumps.
- **Everything under control** – Keep an eye on the statuses and performance data of connected pumps at all times, thanks to the clearly laid out dashboard. Access real-time operating data, including dosing rate, liquid level and system pressure, and make changes immediately if you need to.
- **Minimise downtimes** – The device automatically generates a logbook with all errors, warnings and events that have occurred. Detailed error logs can be generated at the press of a button, which can be shared quickly and easily with local service personnel. This guarantees the fastest possible help in an emergency to avoid long downtimes.
- **Provision of evidence** – The built-in commissioning report provides straightforward evidence of the set-up and commissioning of systems. Automatic recording of key operating data, including the current feed rate or number of strokes, simplifies compliance with regulatory documentation obligations.

## 6.1 DULCONNEX: IIoT Solution for Digital Fluid Management

### 6.1.7

#### DULCONNEX Platform

Location-independent monitoring and documentation of system and process data

Web-based IIoT platform for digital fluid management



DULCONNEX Platform is a web-based IIoT platform for digital fluid management. The web application offers simple and location-independent access to all relevant system and process data and thus increases system availability. By continuously monitoring important parameters, the process quality can be optimized and the safety of employees increased. Comprehensive logging and automated generation of reports facilitate the fulfilment of documentation obligations.



#### Your Benefits

- **Always one step ahead of events** - keep an eye on the status and functionality of systems at all times and react in good time thanks to configurable alarms with e-mail notification function. In an emergency, easily create and share documentation in order to receive competent help as quickly as possible.
- **A plus in transparency and security** - Gaining knowledge of the exact process and system status on-site even before entering potentially dangerous environments. The complete history of all measured values and system data as well as their reliable storage in the cloud also offer additional protection against manipulation and data loss.
- **Plan service assignments more efficiently and prepare them more effectively** - With the help of location-independent access to status and performance data, journeys for pure inspection and documentation purposes can be minimized. Knowledge of the exact system status before arrival at the place of use also enables service activities to be optimally prepared.
- **Increased system availability and optimized process quality** - The visualization of freely combinable parameters in diagrams allows detailed analysis of processes and supports the identification of optimization potential.
- **Easier fulfilment of regulatory documentation obligations** - Thanks to continuous logging, automated generation of reports and the simple export function, the manual effort required to provide evidence of proper operation is significantly reduced.

#### Technical Details

The responsive design and the intuitive user interface of the web application ensure that users benefit quickly and easily from the numerous functions of the IIoT platform:

- **Dashboards** - The most important information from various systems or process sections can be seen at a glance on individually configurable dashboards
- **Alarms** - Freely configurable alarm messages by e-mail inform about exceeding or falling below individually adjustable limit values and about other important events
- **Log book** - The continuous logging of all system data and events creates increased transparency and additional security
- **Data history** - A complete history of operating data and measured values supports operators in fulfilling regulatory documentation obligations and forms the basis for comprehensive analyzes
- **Visualization** - Both current and historical measured values can be freely combined in diagrams, which facilitate detailed analyzes of system performance and process quality
- **Reports** - With the help of the automated report generation and the simple creation of individual documentation in exportable file formats, proof of proper operation is possible with minimal effort.

# 6.1 DULCONNEX: IIoT Solution for Digital Fluid Management

## Field of Application

- **Increase transparency** - Regardless of whether it is pumps, controllers, sensors or systems, the current status and performance data are retrieved from all installation locations in real-time and stored securely in the DULCONNEX cloud. With the help of the DULCONNEX Platform, operators have access to the complete history of their process data at any time and from anywhere and can effortlessly keep an eye on critical measured values such as dosing rate, fill level or system pressure.
- **Ensure system availability** - Comprehensive logging of the device status, including all errors, warnings and events, pays off, especially in time-critical situations. Detailed documentation can be generated at the push of a button, which can be quickly and easily shared with local service contacts. This guarantees the fastest possible help in an emergency and minimizes the risk of longer downtimes.
- **Optimize processes** - Current fill levels can be clearly displayed on the individually designed dashboards and reliably monitored with the help of configurable alarms. Upon request, automated notifications inform the responsible employees or chemical suppliers when critical limit values are reached so that they can provide replenishment in good time. Process-critical chemicals can thus be delivered and stocked with pinpoint accuracy.
- **Protect employees** - Via the DULCONNEX Platform, operators, employees or service technicians gain knowledge of the exact process and system status on-site even before entering potentially dangerous environments. In this way, every operation can be optimally prepared and safety increased.
- **Prove conformity** - The continuous logging of all relevant operating data facilitates the fulfilment of regulatory documentation obligations. By means of automatically generated reports, manual work is significantly reduced and the proper operation of systems can be easily verified at any time.

	Pricing logic	Order no.
DULCONNEX Platform	Monthly fee per connected device	1039138



# 6.1 DULCONNEX: IIoT Solution for Digital Fluid Management

## 6.1.8 DULCONNEX Inventory Management

The ideal DULCONNEX extension for your tank level application



The DULCONNEX Inventory Management add-on is an extension to the DULCONNEX Platform. It can be used to monitor tank levels and inventory levels of chemicals at various sites regardless of your location. Tank level monitoring is based on the data of the DULCOLEVEL radar level sensor.

The DULCONNEX Inventory Management add-on is an extension to the DULCONNEX Platform. It can be used to monitor tank levels and inventory levels of chemicals at various sites regardless of your location.

It also provides specific dashboards, reports and views to allow you to use your tank level application as efficiently as possible.



- Simple integration of existing or new tank level applications
- Detailed overview of all elements of the application, such as tank levels with warning levels, inventory levels, chemicals and locations
- Geographic overview of all systems with colour visualisation of tank levels and inventory levels
- Specific reports for tank level applications such as a detailed usage certificate for compliance with specifications

	Pricing logic	Order no.
DULCONNEX Inventory Management	Monthly fee per connected Inventory Management-enabled device	DX000004

# 6.1 DULCONNEX: IIoT Solution for Digital Fluid Management

## 6.1.9 DULCONNEX API

Integrate the raw data from your application into any system of your choice



With DULCONNEX API, you can access your data on request from the DULCONNEX Cloud. Use this for integration into existing process control systems, SCADA, mobile or online apps as well as MES or share data with other digital solutions.



### Your Benefits

- Simple integration of existing or new tank level applications
- Detailed overview of all elements of the application, such as tank levels with warning levels, inventory levels, chemicals and locations
- Geographic overview of all systems with colour visualisation of tank levels and inventory levels
- Specific reports for tank level applications such as a detailed usage certificate for compliance with specifications

### Technical Details

The responsive design and intuitive user interface of the web application ensure that users quickly and easily benefit from the numerous functions of the Inventory Management module in the IIoT platform:

**Dashboard** – The Inventory Management dashboard helps to provide a clear view of all key information, such as designation, location, current liquid level, critical classification of the liquid level, remaining tank range, chemicals as well as associated inventory levels for all tank level applications.

**List view** – The list view allows all tank level applications to be displayed grouped in one complete overview or by location. Inventory levels, tanks, locations and complete tank level applications can be managed within these views. In addition, detailed filters can be used to align the view to the user's needs.

**Map** – The overview map features colour indicators and so can be used to quickly and easily view all liquid and inventory levels. More detailed information can be displayed by selecting a location.

**Inventory report** – All inventory movements of the chemicals can be provided in PDF or Excel format for the desired time period, allowing transparency to be improved and documentation to be simplified.

**Consumption report** – All consumption of chemicals for each location and the total consumption of a chemical is documented in PDF or Excel format when using this report. The data is provided accurate to the day, ensuring a high level of traceability.

**Compliance report** – When using certain chemicals, this report helps you to comply with regulations as it generates a usage certificate per device.

	Pricing logic	Order no.
DULCONNEX API	Monthly fee per connected device	1110567

# ProMinent Chemical Resistance List

## Resistance of Materials Used in Liquid Ends to the Chemicals Most Frequently Used

This data applies to standard conditions (20 °C, 1,013 mbar).

<b>s</b>	saturated solution in water
<b>+</b>	resistant
<b>+/o</b>	practically resistant
<b>o</b>	conditionally resistant
<b>-</b>	not resistant
<b>n</b>	resistance not known
<b>=&gt;</b>	see under
<b>*</b>	The resistance of the adhesive (e.g. Tangit) should be taken into account for bonded connections. (We would not recommend materials rated as 'o' and '-' !)
<b>**</b>	Does not apply to fibre glass-reinforced material

Concentrations are stated as weight percentages with reference to aqueous solutions. If the level of resistance is provided with a percentage figure, it only applies up to this concentration.

### NOTE:

The **CSM (Hypalon®)** and **IIR (butyl rubber)** elastomers used as the diaphragm materials in bladder dampers have similar characteristics to **EPDM**.

**PTFE** is resistant to all the chemicals in this list.

However, **PTFE filled with carbon** is attacked by aggressive oxidants such as bromine (anhydrous) or concentrated acids (nitric acid, sulfuric acid, chromic acid).

The resistance of PVC-U connections bonded with Tangit deviates from the list below for the following chemicals:

Medium	Concentration range
<b>Chromo-sulfuric acid</b>	≥ 70 % H <sub>2</sub> SO <sub>4</sub> + 5 % K <sub>2</sub> Cr <sub>2</sub> O <sub>7</sub> /Na <sub>2</sub> Cr <sub>2</sub> O <sub>7</sub>
<b>Chromic acid</b>	≥ 10 % CrO <sub>3</sub>
<b>Hydrochloric acid</b>	≥ 25 % HCl
<b>Hydrogen peroxide</b>	≥ 5 % H <sub>2</sub> O <sub>2</sub>
<b>Hydrofluoric acid</b>	≥ 0 % HF

### Abbreviations used in the column designations:

<b>Acrylic:</b>	Resistance of poly(methyl methacrylate) (clear acrylic)
<b>PVC:</b>	Resistance of polyvinyl chloride, hard (PVC-U)
<b>PP:</b>	Resistance of polypropylene
<b>PVDF:</b>	Resistance of polyvinylidene fluoride (PVDF)
<b>1.4404:</b>	Resistance of stainless steel 1.4404, 1.4571 and 1.4435
<b>FKM:</b>	Resistance of fluorine rubber (e. g. Viton® A and B)
<b>EPDM:</b>	Resistance of ethylene propylene diene monomer
<b>PharMed®:</b>	Resistance of PharMed®
<b>PE:</b>	Resistance of polyethylene
<b>2.4819:</b>	Resistance of Hastelloy C-276
<b>WGK:</b>	Water hazard class

Viton® is a registered trademark of DuPont Dow Elastomers

### Water Hazard Classes (WGK):

The data has been taken from relevant manufacturers' literature and supplemented by our own tests and experience. As the resistance of materials also depends on other factors (operating conditions, state of surface etc.), this list should merely be regarded as an initial guide and does not claim to offer any guarantees. Take into consideration the fact that conventional feed chemicals are largely compounds, the corrosiveness of which cannot simply be calculated by adding together the corrosiveness of each individual component. In cases such as these the material compatibility data produced by the chemical manufacturer must be read as a matter of priority when selecting a material. Safety data sheets do not provide this information and cannot therefore take the place of application-specific documentation.



# ProMinent Chemical Resistance List

Corrosive agent	Formula	Concentration in %	Acryl	PVC	PP	PVDF	1.4404	FKM	EPDM	Phar-Med®	PE	Hastel-loyC	WGK
Acetaldehyde	CH <sub>3</sub> CHO	100	-	-	o	-	+	-	+/o	-	+	+	2
Acetamide	CH <sub>3</sub> CONH <sub>2</sub>	s	+	+	+	+	+	o	+	+/o	+	+	1
Acetic anhydride	(CH <sub>3</sub> CO) <sub>2</sub> O	100	-	-	o	-	+	-	+/o	+	o	+	1
Ethyl acetoacetate	C <sub>6</sub> H <sub>10</sub> O <sub>3</sub>	100	n	-	+	+	+	-	+/o	+/o	+	+	1
Acetone	CH <sub>3</sub> COCH <sub>3</sub>	100	-	-	+	-	+	-	+	-	+	+	1
Acetophenone	C <sub>6</sub> H <sub>5</sub> COCH <sub>3</sub>	100	-	n	+	-	+	-	+	n	+	+	-
Acetylacetone	CH <sub>3</sub> COCH <sub>2</sub> COCH <sub>3</sub>	100	-	-	+	-	+	-	+	n	+	+	1
Acetyl chloride	CH <sub>3</sub> COCl	100	-	+	n	-	o	+	-	o	n	+	1
1,2-Dichloroethene	C <sub>2</sub> H <sub>2</sub> Cl <sub>2</sub>	100	-	-	o	+	+	o	-	o	-	+	2
Acetylene tetrachloride	C <sub>2</sub> H <sub>2</sub> Cl <sub>4</sub>	100	-	-	o	+	+	o	-	o	o	+	3
Acrylonitrile	CH <sub>2</sub> =CH-CN	100	-	-	+	+	+	-	-	-	+	+	3
Adipic acid	HOOC(CH <sub>2</sub> ) <sub>4</sub> COOH	s	+	+	+	+	+	+	+	+/o	+	+	1
Battery acid	H <sub>2</sub> SO <sub>4</sub>	98%	30%	50%	85%	+	20%	+	80%	30%	80%	+	1
Allyl alcohol	CH <sub>2</sub> CHCH <sub>2</sub> OH	96	-	o	+	+	+	-	+	o	+	+/o	2
Aluminium acetate	Al(CH <sub>3</sub> COO) <sub>3</sub>	s	+	+	+	+	+	+	+	+	+	+/o	1
Aluminium bromide	AlBr <sub>3</sub>	s	+	+	+	+	n	+	+	+	+	+	2
Aluminium chloride	AlCl <sub>3</sub>	s	+	+	+	+	-	+	+	+	+	+	1
Aluminium fluoride	AlF <sub>3</sub>	10	+	+	+	+	-	+	+	+	+	+/o	1
Aluminium hydroxide	Al(OH) <sub>3</sub>	s	+	+	+	o	+	+	+	+	+	+	1
Aluminium nitrate	Al(NO <sub>3</sub> ) <sub>3</sub>	s	+	+	+	+	+	+	+	+	+	+	1
Aluminium phosphate	AlPO <sub>4</sub>	s	+	+	+	+	+	+	+	+	+	+	1
Aluminium sulfate	Al <sub>2</sub> (SO <sub>4</sub> ) <sub>3</sub>	s	+	+	+	+	+	+	+	+	+	+	1
Formic acid	HCOOH	s	-	+/o	+	+	+	-	-	+/o	+	+	1
Ammonia	"NH <sub>3</sub> OH" <sup>+</sup>	30	+	+	+	+	(25 °C)	+	-	+	+	+	2
Ammonium acetate	CH <sub>3</sub> COONH <sub>4</sub>	s	+	+	+/o	+	+	+	+	+	+	+	1
Ammonium aluminium sulfate	NH <sub>4</sub> Al(SO <sub>4</sub> ) <sub>2</sub>	s	+	+	+	+	+	+	+	+	+	+	1
Ammonium carbonate	(NH <sub>4</sub> ) <sub>2</sub> CO <sub>3</sub>	40	+	+	+	+	+	+	+	+	+	+	1
Ammonium chloride	NH <sub>4</sub> Cl	s	+	+	+	+	-	+	+	+	+	+/o	1
Ammonium fluoride	NH <sub>4</sub> F	s	+	o	+	+	o	+	+	+	+	+	1
Ammonium bicarbonate	NH <sub>4</sub> HCO <sub>3</sub>	s	+	+	+	+	+	+	+	+	+	+	1
Ammonium hydroxide	"NH <sub>3</sub> OH" <sup>+</sup>	30	+	+	+	+	(25 °C)	+	-	+	+	+	2
Ammonium nitrate	NH <sub>4</sub> NO <sub>3</sub>	s	+	+	+	+	+	+	+	+	+	+	1
Ammonium oxalate	(COONH <sub>4</sub> ) <sub>2</sub> · H <sub>2</sub> O	s	+	+	+	+	+	+	+	+	+	+	1
Ammonium perchlorate	NH <sub>4</sub> ClO <sub>4</sub>	10	+	+	+	+	+	+	+	+	+	+	1
Ammonium peroxodisulfate	(NH <sub>4</sub> ) <sub>2</sub> S <sub>2</sub> O <sub>8</sub>	s	+	+	+	+	5%	+	+	+	+	5%	2
Ammonium phosphate	(NH <sub>4</sub> ) <sub>3</sub> PO <sub>4</sub>	s	+	+	+	+	10%	+	+	+	+	10%	1
Ammonium sulfate	(NH <sub>4</sub> ) <sub>2</sub> SO <sub>4</sub>	s	+	+	+	+	10%	+	+	+	+	10%	1
Ammonium sulfide	(NH <sub>4</sub> ) <sub>2</sub> S	s	+	+	+	+	n	+	+	n	+	n	2
Ammonium nitrate	NH <sub>4</sub> NO <sub>3</sub>	s	+	+	+	+	+	+	+	+	+	+	1
Amyl alcohol	C <sub>5</sub> H <sub>11</sub> OH	100	+	+	+	+	+	-	+	-	+	+	1
Aniline	C <sub>6</sub> H <sub>5</sub> NH <sub>2</sub>	100	-	-	+	+	+	-	+/o	o	+	+	2
Anilinium chloride	C <sub>6</sub> H <sub>5</sub> NH <sub>3</sub> <sup>+</sup> · HCl	s	n	+	+	+	-	+/o	+/o	o	+	+	2
Cyclohexanone	C <sub>6</sub> H <sub>10</sub> O	100	-	-	+	-	+	-	+/o	-	+	+	1
Antimony trichloride	SbCl <sub>3</sub>	s	+	+	+	+	-	+	+	+	+	n	2
Malic acid	C <sub>4</sub> H <sub>6</sub> O <sub>5</sub>	s	+	+	+	+	+	+	+	+	+	+	1
Arsenic acid	H <sub>3</sub> AsO <sub>4</sub>	s	+	+	+	+	+	+	+	o	+	+	3
Askarels	C <sub>6</sub> H <sub>10</sub> O	100	-	-	+	-	+	-	+/o	-	+	+	1
Ether	C <sub>2</sub> H <sub>5</sub> OC <sub>2</sub> H <sub>5</sub>	100	-	-	o	+	+	-	-	o	o	+	1
Barium carbonate	BaCO <sub>3</sub>	s	+	+	+	+	+	+	+	+	+	+	1
Barium chloride	BaCl <sub>2</sub>	s	+	+	+	+	-	+	+	+	+	+	1
Barium hydroxide	Ba(OH) <sub>2</sub>	s	+	+	+	+	+	+	+	+	+	+	1
Barium nitrate	Ba(NO <sub>3</sub> ) <sub>2</sub>	s	+	+	+	+	+	+	+	+	+	+	1
Barium sulfate	BaSO <sub>4</sub>	s	+	+	+	+	+	+	+	+	+	+	1
Barium sulfide	BaS	s	+	+	+	+	+	+	+	+	+	+	1
Barium hydroxide	Ba(OH) <sub>2</sub>	s	+	+	+	+	+	+	+	+	+	+	1
Benzaldehyde	C <sub>6</sub> H <sub>5</sub> CHO	100	-	-	+	-	+	+	+	-	o	+	1
Benzene	-	100	-	-	+	+	+	+	-	-	+	+	2
Benzoic acid	C <sub>6</sub> H <sub>5</sub> COOH	s	+	+	+	+	+	+	+	+/o	+	+	1
Benzyl benzoate	C <sub>6</sub> H <sub>5</sub> COOC <sub>7</sub> H <sub>7</sub>	100	-	-	+	o	+	+	-	-	+	+	2
Methyl benzoate	C <sub>6</sub> H <sub>5</sub> COOCH <sub>3</sub>	100	-	-	+	o	+	+	-	-	+	+	2
Benzene	C <sub>6</sub> H <sub>6</sub>	100	-	-	o	+	+	o	-	-	o	+	3
Benzenesulfonic acid	C <sub>6</sub> H <sub>5</sub> SO <sub>3</sub> H	10	n	n	+	+	+	+	-	-	n	+	2
Benzoyl chloride	C <sub>6</sub> H <sub>5</sub> COCl	100	-	n	o	n	o	+	+	n	o	+	2
Benzyl alcohol	C <sub>6</sub> H <sub>5</sub> CH <sub>2</sub> OH	100	-	-	+	+	+	+	+	+	+	+	1
Benzyl chloride	C <sub>6</sub> H <sub>5</sub> CH <sub>2</sub> Cl	90%	-	n	o	+	+	+	-	-	o	+	2
Succinic acid	C <sub>4</sub> H <sub>6</sub> O <sub>4</sub>	s	+	+	+	+	+	+	+	+	+	+	1
Epsomite	MgSO <sub>4</sub>	s	+	+	+	+	+	+	+	+	+	+/o	1
Hydrogen cyanide	HCN	s	+	+	+	+	+	+	+	+	+	+	3
Lead(II) acetate / lead(IV) acetate	Pb(CH <sub>3</sub> COO) <sub>2</sub>	s	+	+	+	+	+	+	+	+	+	+	2
Bleaching lye	NaOCl + NaCl	12%	+	+	o	+	-	o	+	+	o	> 10%	2
Lead(II) nitrate	Pb(NO <sub>3</sub> ) <sub>2</sub>	50	+	+	+	+	+	+	+	+	+	+	2
Lead(II) sulfate	PbSO <sub>4</sub>	s	+	+	+	+	+	+	+	+	+	+	2
Tetraethyl lead	Pb(C <sub>2</sub> H <sub>5</sub> ) <sub>4</sub>	100	+	+	+	+	+	+	-	n	+	+	3
Sugar of lead	Pb(CH <sub>3</sub> COO) <sub>2</sub>	s	+	+	+	+	+	+	+	+	+	+	2
Potassium ferrocyanide / potassium ferricyanide	K <sub>4</sub> Fe(CN) <sub>6</sub>	s	+	+	+	+	+	+	+	+	+	+	1

# ProMinent Chemical Resistance List

Corrosive agent	Formula	Concentration in %	Acryl	PVC	PP	PVDF	1.4404	FKM	EPDM	Phar-Med®	PE	Hastel-loyC	WGK
Borax	Na <sub>2</sub> B <sub>4</sub> O <sub>7</sub> · 10H <sub>2</sub> O	s	+	+	+	+	+	+	+	+	+	+	1
Boric acid	H <sub>3</sub> BO <sub>3</sub>	s	+	+	+	+	+	+	+	+	+	+	1
Bromine (dry)	Br <sub>2</sub>	100	-	-	-	+	-	-	-	-	-	+	2
Bromobenzene	C <sub>6</sub> H <sub>5</sub> Br	100	n	n	o	+	+	o	-	-	o	+	2
Bromochloromethane	CH <sub>2</sub> BrCl	100	-	-	-	+	+	n	+/o	-	o	+	2
Bromochlorotrifluoroethane	HCClBrCF <sub>3</sub>	100	-	-	o	+	+	+	-	+	o	+	3
Potassium bromide	KBr	s	+	+	+	+	10%	+	+	+	+	0.1	1
Bromine water	Br <sub>2</sub> + H <sub>2</sub> O	s	-	+	-	+	-	-	-	n	-	n	2
Hydrogen bromide	HBr	50	+	+	+	+	-	-	+	-	+	o	1
Butanediol	HOC <sub>4</sub> H <sub>9</sub> OH	10	n	+	+	+	+	o	+	+	+	+	1
Butanol	C <sub>4</sub> H <sub>9</sub> OH	100	-	+	+	+	+	o	+/o	-	+	+	1
Butanone	CH <sub>3</sub> COC <sub>2</sub> H <sub>5</sub>	100	-	-	+	-	+	-	+	-	+	+	1
Butanetriol	C <sub>4</sub> H <sub>9</sub> O <sub>3</sub>	s	+	+	+	+	+	o	+	+	+	+	1
Butyric acid	C <sub>3</sub> H <sub>7</sub> COOH	100	5%	20%	+	+	+	+	+	+/o	+	+	1
Butyl acetate	CH <sub>3</sub> COOC <sub>4</sub> H <sub>9</sub>	100	-	-	o	+	+	-	+/o	+/o	-	+	1
Butyl acrylate	C <sub>7</sub> H <sub>13</sub> O <sub>2</sub>	100	-	-	+	+	+	-	-	+/o	+	+	1
Butyl alcohol	C <sub>4</sub> H <sub>9</sub> OH	100	-	+	+	+	+	o	+/o	-	+	+	1
Butylamine	C <sub>4</sub> H <sub>9</sub> NH <sub>2</sub>	100	n	n	n	-	+	-	-	n	+	+	1
Butyl benzoate	C <sub>6</sub> H <sub>5</sub> COOC <sub>4</sub> H <sub>9</sub>	100	-	-	o	n	+	+	+	-	o	+	2
Butyl mercaptan	C <sub>4</sub> H <sub>9</sub> SH	100	n	n	n	+	n	+	-	n	n	n	3
Butyl oleate	C <sub>22</sub> H <sub>42</sub> O <sub>2</sub>	100	n	n	n	+	+	+	+/o	n	n	+	1
Butyl stearate	C <sub>22</sub> H <sub>44</sub> O <sub>2</sub>	100	o	n	n	+	+	+	-	n	n	+	1
Butyraldehyde	C <sub>2</sub> H <sub>3</sub> CHO	100	-	n	+	n	+	+	-	+/o	-	+	1
Calcium acetate	(CH <sub>3</sub> COO) <sub>2</sub> Ca	s	+	+	+	+	+	+	+	+	+	+	1
Calcium bisulfite	Ca(HSO <sub>3</sub> ) <sub>2</sub>	s	+	+	+	+	+	+	+	+	+	+	1
Calcium carbonate	CaCO <sub>3</sub>	s	+	+	+	+	+	+	+	+	+	+	1
Calcium chloride	CaCl <sub>2</sub>	s	+	+	+	+	-	+	+	+	+	+	1
Calcium cyanide	Ca(CN) <sub>2</sub>	s	+	+	+	+	n	+	+	+	+	n	3
Calcium bisulfite	Ca(HSO <sub>3</sub> ) <sub>2</sub>	s	+	+	+	+	+	+	+	+	+	+	1
Calcium hydroxide	Ca(OH) <sub>2</sub>	s	+	+	+	+	+	+	+	+	+	+	1
Calcium hypochlorite	Ca(OCl) <sub>2</sub>	s	+	+	o	+	-	o	+	+	+	+	2
Calcium nitrate	Ca(NO <sub>3</sub> ) <sub>2</sub>	s	+	50%	50%	+	+	+	+	+	+	+	1
Calcium phosphate	Ca <sub>3</sub> (PO <sub>4</sub> ) <sub>2</sub>	s	+	+	+	+	+	+	+	+	+	+	1
Calcium sulfate	CaSO <sub>4</sub>	s	+	+	+	+	+	+	+	+	+	+	1
Calcium sulfide	CaS	s	+	+	+	+	n	+	+	+	+	+	2
Calcium sulfite	CaSO <sub>3</sub>	s	+	+	+	+	+	+	+	+	+	+	1
Calcium thiosulfate	CaS <sub>2</sub> O <sub>3</sub>	s	+	+	+	+	-	+	+	+	+	+	1
Caprylic aldehyde	C <sub>8</sub> H <sub>17</sub> CHO	100	n	n	+	+	+	-	+/o	-	+	+	1
Chloracetone	ClCH <sub>2</sub> COCH <sub>3</sub>	100	-	-	n	n	+	-	+	-	n	+	3
Chloral hydrate	CCl <sub>3</sub> CH(OH) <sub>2</sub>	s	-	-	o	-	+	o	o	n	+	+	2
Chlorobenzene	C <sub>6</sub> H <sub>5</sub> Cl	100	-	-	+	+	+	+	-	-	o	+	2
Chlorine bleaching	NaOCl + NaCl	12%	+	+	o	+	-	o	+	+	o	>10%	2
Chloroprene	C <sub>4</sub> H <sub>5</sub> Cl	100	-	-	n	n	+	+	-	-	n	+	1
Chlorine dioxide solution	ClO <sub>2</sub> + H <sub>2</sub> O	0.5%	o	+	o	+ <sup>1)</sup>	-	o	-	-	o	+	-
Ethyl chloroacetate	ClCH <sub>2</sub> COOC <sub>2</sub> H <sub>5</sub>	100	-	o	+	+	+	+	-	-	+	+	2
Methyl chloroacetate	ClCH <sub>2</sub> COOCH <sub>3</sub>	100	-	o	+	+	+	o	-	-	+	+	2
2-Chloroethanol	ClCH <sub>2</sub> CH <sub>2</sub> OH	100	-	-	+	o	+	-	o	+	+	+	3
Chloroethylbenzene	C <sub>6</sub> H <sub>4</sub> ClC <sub>2</sub> H <sub>5</sub>	100	-	-	o	n	+	+	o	-	o	+	2
Chlorinated lime	Ca(OCl) <sub>2</sub>	s	+	+	o	+	-	o	+	+	+	+	2
Chloroformic acid ethyl ester	ClCO <sub>2</sub> C <sub>2</sub> H <sub>5</sub>	100	n	n	n	n	n	+	-	n	n	n	2
Chloroform	CHCl <sub>3</sub>	100	-	-	o	+	+	+	-	o	-	+	2
Chloroprene	C <sub>4</sub> H <sub>5</sub> Cl	100	-	-	n	n	+	+	-	-	n	+	1
Chlorophenol	C <sub>6</sub> H <sub>4</sub> OCl	100	-	n	+	+	+	n	-	-	+	+	2
Chloric acid	HClO <sub>3</sub>	20	+	+	-	+	-	o	o	+	10%	+	2
Disulfur dichloride	S <sub>2</sub> Cl <sub>2</sub>	100	n	n	n	+	n	+	-	-	n	n	-
Chlorosulfuric acid	SO <sub>2</sub> (OH)Cl	100	-	o	-	+	-	-	-	-	-	o	1
Chlorotoluene	C <sub>7</sub> H <sub>7</sub> Cl	100	-	-	n	+	+	+	-	-	n	+	2
Chlorine water	Cl <sub>2</sub> + H <sub>2</sub> O	s	+	+	o	+	-	+	+	-	o	+	-
Hydrochloric acid	HCl	38%	32%	+	+	+	-	+	o	o	+	o	1
Chromium(III) potassium sulfate dodecahydrate	KCr(SO <sub>4</sub> ) <sub>2</sub>	s	+	+	+	+	+	+	+	+	+	+	1
Chromic acid	H <sub>2</sub> CrO <sub>4</sub>	50	-	+	o	+	10%	+	-	o	+	10%	3
Chromo-sulfuric acid	K <sub>2</sub> CrO <sub>7</sub> + H <sub>2</sub> SO <sub>4</sub>	s	-	+	-	+	n	n	n	-	-	n	3
Chromium(III) sulfate	Cr <sub>2</sub> (SO <sub>4</sub> ) <sub>3</sub>	s	+	+	+	+	+	+	+	+	+	+	1
Colamine	HOC <sub>2</sub> H <sub>4</sub> NH <sub>2</sub>	100	o	n	+	-	+	-	+/o	o	+	+	1
Crotonaldehyde	CH <sub>3</sub> C <sub>2</sub> H <sub>3</sub> CHO	100	n	-	+	+	+	-	+	-	+	+	3
Cumene	C <sub>6</sub> H <sub>5</sub> CH(CH <sub>3</sub> ) <sub>2</sub>	100	-	-	o	+	+	+	-	-	o	+	1
Potassium cyanide	KCN	s	+	+	+	+	5%	+	+	+	+	5%	3
Prussic acid	HCN	s	+	+	+	+	+	+	+	+	+	+	3
Cyclohexane	C <sub>6</sub> H <sub>12</sub>	100	+	-	+	+	+	+	-	-	+	o	1
Cyclohexanol	C <sub>6</sub> H <sub>11</sub> OH	100	o	+/o	+	+	+	+	-	-	+	+	1
Cyclohexanone	C <sub>6</sub> H <sub>10</sub> O	100	-	-	+	-	+	-	+/o	-	+	+	1
Cyclohexyl alcohol	C <sub>6</sub> H <sub>11</sub> OH	100	o	+/o	+	+	+	+	-	-	+	+	1
Cyclohexylamine	C <sub>6</sub> H <sub>11</sub> NH <sub>2</sub>	100	n	n	n	n	+	-	n	n	n	+	2
Decahydronaphthalene	C <sub>10</sub> H <sub>18</sub>	100	-	+/o	o	+	n	o	-	-	o	+	2
Decalin	C <sub>10</sub> H <sub>18</sub>	100	-	+/o	o	+	n	o	-	-	o	+	2
Dextrin	-	s	+	+	+	+	+	+	+	+	+	+	1



# ProMinent Chemical Resistance List

Corrosive agent	Formula	Concentration in %	Acryl	PVC	PP	PVDF	1.4404	FKM	EPDM	Phar-Med®	PE	Hastel-loyC	WGK
Dextrose	C <sub>6</sub> H <sub>12</sub> O <sub>6</sub>	s	+	+	+	+	+	+	+	+	+	+	1
Diacetone alcohol	C <sub>8</sub> H <sub>12</sub> O <sub>2</sub>	100	-	-	+	o	+	-	+	-	+	+	1
Dibromoethane	C <sub>2</sub> H <sub>4</sub> Br <sub>2</sub>	100	-	-	n	+	+	-	-	-	+	+	3
Dibutylamine	(C <sub>4</sub> H <sub>9</sub> ) <sub>2</sub> NH	100	n	n	+	+	+	-	-	n	+	+	1
Dibutyl ether	C <sub>4</sub> H <sub>9</sub> OC <sub>4</sub> H <sub>9</sub>	100	-	-	+	+	+	-	o	-	+	+	2
Dibutyl phthalate	C <sub>16</sub> H <sub>22</sub> O <sub>4</sub>	100	-	-	+	+	+	+	+/o	+	o	+	2
Dichlorobenzene	C <sub>6</sub> H <sub>4</sub> Cl <sub>2</sub>	100	-	-	o	+	+	+	-	-	o	+	2
Dichlorobutane	C <sub>4</sub> H <sub>8</sub> Cl <sub>2</sub>	100	-	-	o	+	+	+	-	-	o	+	3
Dichlorobutene	C <sub>4</sub> H <sub>7</sub> Cl <sub>2</sub>	100	-	-	o	+	+	o	-	-	o	+	3
Dichlorobutene	C <sub>4</sub> H <sub>6</sub> Cl <sub>2</sub>	100	-	-	o	+	+	o	-	-	o	+	3
Dichloroacetic acid	Cl <sub>2</sub> CHCOOH	100	-	+	+	+	+	-	+	o	+	+	1
Dichloroacetic acid methyl ester	Cl <sub>2</sub> CHCOOCH <sub>3</sub>	100	-	-	+	n	+	-	n	-	+	+	2
Dichloroethane	C <sub>2</sub> H <sub>4</sub> Cl <sub>2</sub>	100	-	-	o	+	+	-	-	o	-	+	3
Dichloroethene	C <sub>2</sub> H <sub>2</sub> Cl <sub>2</sub>	100	-	-	o	+	+	o	-	o	-	+	2
Dichloroisopropyl ether	(C <sub>3</sub> H <sub>7</sub> Cl) <sub>2</sub> O	100	-	-	o	n	+	o	o	-	o	+	2
Dichloromethane	CH <sub>2</sub> Cl <sub>2</sub>	100	-	-	o	o	o	+	-	o	-	+	2
Dicyclohexylamine	(C <sub>6</sub> H <sub>11</sub> ) <sub>2</sub> NH	100	-	-	o	n	+	-	-	-	o	+	2
Diethylene glycol	C <sub>4</sub> H <sub>10</sub> O <sub>3</sub>	s	+	+	+	+	+	+	+	+	+	+	1
Diethylene glycol monoethyl ether	C <sub>8</sub> H <sub>18</sub> O <sub>3</sub>	100	n	n	+	+	+	n	+/o	o	+	+	1
Diethyl ether	C <sub>2</sub> H <sub>5</sub> OC <sub>2</sub> H <sub>5</sub>	100	-	-	o	+	+	-	-	o	o	+	1
Diethylene glycol	C <sub>4</sub> H <sub>10</sub> O <sub>3</sub>	s	+	+	+	+	+	+	+	+	+	+	1
Diglycolic acid	C <sub>4</sub> H <sub>6</sub> O <sub>5</sub>	30	+	+	+	+	+	+	n	+/o	+	+	3
Dihexyl phthalate	C <sub>20</sub> H <sub>26</sub> O <sub>4</sub>	100	-	-	+	+	+	-	n	+	+	+	1
Diisobutyl ketone	C <sub>8</sub> H <sub>16</sub> O	100	-	-	+	+	+	-	+	-	+	+	1
Diisononyl phthalate	C <sub>26</sub> H <sub>42</sub> O <sub>4</sub>	100	-	-	+	+	+	n	n	+	+	+	1
Diisopropyl ketone	C <sub>7</sub> H <sub>14</sub> O	100	-	-	+	+	+	-	+	-	+	+	1
Dimethyl carbonate	(CH <sub>3</sub> O) <sub>2</sub> CO	100	n	n	+	+	+	+	-	n	+	+	1
Dimethylformamide	HCON(CH <sub>3</sub> ) <sub>2</sub>	100	-	-	+	-	+	-	+	+/o	+	+	1
Dimethylhydrazine	H <sub>2</sub> NN(CH <sub>3</sub> ) <sub>2</sub>	100	n	n	+	n	+	-	+	n	+	+	3
Dimethyl ketone	CH <sub>3</sub> COCH <sub>3</sub>	100	-	-	+	-	+	-	+	-	+	+	1
Dimethyl phthalate	C <sub>10</sub> H <sub>10</sub> O <sub>4</sub>	100	-	-	+	+	+	-	+/o	+	+	+	1
Disodium hydrogen phosphate	Na <sub>2</sub> HPO <sub>4</sub>	s	+	+	+	+	+	+	+	+	+	+	1
Diethyl phthalate	C <sub>4</sub> H <sub>4</sub> (COOC <sub>2</sub> H <sub>5</sub> ) <sub>2</sub>	100	-	-	+	+	+	-	+/o	+	+	+	1
Dioxane	C <sub>8</sub> H <sub>16</sub> O <sub>2</sub>	100	-	-	o	-	+	-	+/o	-	+	+	1
Disulfur dichloride	S <sub>2</sub> Cl <sub>2</sub>	100	n	n	n	+	n	+	-	-	n	n	-
Disulfuric acid	H <sub>2</sub> SO <sub>4</sub> + SO <sub>3</sub>	s	n	-	-	-	+	+	-	+	-	+	2
DMF	HCON(CH <sub>3</sub> ) <sub>2</sub>	100	-	-	+	-	+	-	+	+/o	+	+	1
DOP	C <sub>4</sub> H <sub>4</sub> (COOC <sub>8</sub> H <sub>17</sub> ) <sub>2</sub>	100	-	-	+	+	+	-	+/o	+	+	+	1
Iron(II) chloride	FeCl <sub>2</sub>	s	+	+	+	+	-	+	+	+	+	+/o	1
Iron(III) chloride	FeCl <sub>3</sub>	s	+	+	+	+	-	+	+	+	+	+/o	1
Iron(III) nitrate	Fe(NO <sub>3</sub> ) <sub>3</sub>	s	+	+	+	+	+	+	+	+	+	+	1
Iron(III) phosphate	FePO <sub>4</sub>	s	+	+	+	+	+	+	+	+	+	+	1
Iron(III) sulfate	Fe <sub>2</sub> (SO <sub>4</sub> ) <sub>3</sub>	s	+	+	+	+	o	+	+	+	+	+	1
Iron(II) sulfate	FeSO <sub>4</sub>	s	+	+	+	+	+	+	+	+	+	+	1
Ferrous sulfate	FeSO <sub>4</sub>	s	+	+	+	+	+	+	+	+	+	+	1
Glacial acetic acid	CH <sub>3</sub> COOH	100	-	50%	+	+	+	-	o	60%	70%	+	1
Epichlorohydrin	C <sub>3</sub> H <sub>5</sub> OCl	100	-	n	+	-	+	+	o	+	+	+	3
Acetic ester	CH <sub>3</sub> COOC <sub>2</sub> H <sub>5</sub>	100	-	-	35%	+	+	-	+/o	+/o	+	+	1
Acetic acid	CH <sub>3</sub> COOH	100	-	50%	+	+	+	-	o	60%	70%	+	1
Acetic acid anhydride	(CH <sub>3</sub> CO) <sub>2</sub> O	100	-	-	o	-	+	-	+/o	+	o	+	1
Butyl acetate	CH <sub>3</sub> COOC <sub>4</sub> H <sub>9</sub>	100	-	-	o	+	+	-	+/o	+/o	-	+	1
Acetyl chloride	CH <sub>3</sub> COCl	100	-	+	n	-	o	+	-	o	n	+	1
Ethyl acetate	CH <sub>3</sub> COOC <sub>2</sub> H <sub>5</sub>	100	-	-	35%	+	+	-	+/o	+/o	+	+	1
Propyl acetate	CH <sub>3</sub> COOC <sub>3</sub> H <sub>7</sub>	100	-	-	+	+	+	-	+/o	-	+	+	1
Ethanol	C <sub>2</sub> H <sub>5</sub> OH	100	-	+	+	+	+	-	+	+	+	+	1
Ethanolamine	HOC <sub>2</sub> H <sub>4</sub> NH <sub>2</sub>	100	o	n	+	-	+	-	+/o	o	+	+	1
Ethyl acrylate	C <sub>2</sub> H <sub>5</sub> COOC <sub>2</sub> H <sub>5</sub>	100	-	-	+	o	+	-	+/o	-	+	+	2
Ethylacrylic acid	C <sub>4</sub> H <sub>7</sub> COOH	100	n	n	+	+	+	n	+/o	n	+	+	1
Ethyl alcohol	C <sub>2</sub> H <sub>5</sub> OH	100	-	+	+	+	+	-	+	+	+	+	1
Ethyl benzoate	C <sub>6</sub> H <sub>5</sub> COOC <sub>2</sub> H <sub>5</sub>	100	n	-	+	o	+	+	-	-	+	+	1
Ethylbenzene	C <sub>6</sub> H <sub>5</sub> -C <sub>2</sub> H <sub>5</sub>	100	-	-	o	+	+	o	-	-	o	+	1
Ethyl bromide	C <sub>2</sub> H <sub>5</sub> Br	100	-	n	+	+	n	+	-	o	+	+	2
Ethylcyclopentane	C <sub>6</sub> H <sub>4</sub> C <sub>2</sub> H <sub>5</sub>	100	+	+	+	+	+	+	-	-	+	+	1
Ethylene dichloride	C <sub>2</sub> H <sub>4</sub> Cl <sub>2</sub>	100	-	-	o	+	+	+	-	o	-	+	3
Ethylenediamine	(CH <sub>2</sub> NH <sub>2</sub> ) <sub>2</sub>	100	o	o	+	-	o	-	+	n	+	o	2
Ethylene dibromide	C <sub>2</sub> H <sub>4</sub> Br <sub>2</sub>	100	-	-	n	+	+	+	-	-	-	+	3
Ethylene dichloride	C <sub>2</sub> H <sub>4</sub> Cl <sub>2</sub>	100	-	-	o	+	+	+	-	o	-	+	3
Ethylene glycol	C <sub>2</sub> H <sub>4</sub> (OH) <sub>2</sub>	100	+	+	+	+	+	+	+	+	+	+	1
Ethylene glycol ethyl ether	HOC <sub>2</sub> H <sub>4</sub> OC <sub>2</sub> H <sub>5</sub>	100	n	n	+	+	+	n	+/o	o	+	+	1
2-Ethylhexanol	C <sub>8</sub> H <sub>18</sub> O	100	n	+/o	+	+	+	+	+	-	+	+	2
Fatty acids	R-COOH	100	+	+	+	+	+	+	o	o	+	+	1
Sodium thiosulfate	Na <sub>2</sub> S <sub>2</sub> O <sub>3</sub>	s	+	+	+	+	25%	+	+	+	+	25%	1
Fluorobenzene	C <sub>6</sub> H <sub>5</sub> F	100	-	-	+	+	+	o	-	-	o	+	2
Fluoroboric acid	HF <sub>3</sub>	35%	+	+	+	+	o	+	+	-	+	+	1
Hexafluorosilicic acid	H <sub>2</sub> SiF <sub>6</sub>	100	+	30%	30%	+	o	+	+	o	40%	+/o	2

# ProMinent Chemical Resistance List

Corrosive agent	Formula	Concentration in %	Acryl	PVC	PP	PVDF	1.4404	FKM	EPDM	Phar-Med®	PE	Hastel-loyC	WGK
Hydrofluoric acid	HF	80%	-	40%*	40%**	+	-	+	o	-	40%	+/o	1
Hydrofluoric acid	HF	80%	-	40%*	40%**	+	-	+	o	-	40%	+/o	1
Formaldehyde	CH <sub>2</sub> O	40	+	+	+	+	+	-	+/o	-	+	+	2
Formalin	CH <sub>2</sub> O	40	+	+	+	+	+	-	+/o	-	+	+	2
Formamide	HCONH <sub>2</sub>	100	+	-	+	+	+	+	+	n	+	+	1
Furan	C <sub>4</sub> H <sub>4</sub> O	100	-	-	+	-	+	-	n	-	+	+	3
Furanaldehyde	C <sub>5</sub> H <sub>4</sub> O <sub>2</sub>	100	n	n	n	o	+	-	+/o	-	n	n	2
Furfural	C <sub>5</sub> H <sub>4</sub> O <sub>2</sub>	100	n	n	n	o	+	-	+/o	-	n	n	2
Furfuryl alcohol	OC <sub>2</sub> H <sub>3</sub> CH <sub>2</sub> OH	100	-	-	+	o	+	n	+/o	-	+	+	1
Gallic acid	C <sub>6</sub> H <sub>2</sub> (OH) <sub>3</sub> COOH	5%	+	+	+	+	+	+	+/o	+	+	+	1
Calcium hydroxide	Ca(OH) <sub>2</sub>	s	+	+	+	+	+	+	+	+	+	+	1
Tannin	C <sub>76</sub> H <sub>52</sub> O <sub>46</sub>	50	+	+	+	+	+	+	+	+	+	+	1
Plaster	CaSO <sub>4</sub>	s	+	+	+	+	+	+	+	+	+	+	1
Glauber's salt	Na <sub>2</sub> SO <sub>4</sub>	s	+	+	+	+	+	+	+	+	+	+	1
Glucose	C <sub>6</sub> H <sub>12</sub> O <sub>6</sub>	s	+	+	+	+	+	+	+	+	+	+	1
Glycerol	C <sub>3</sub> H <sub>7</sub> (OH) <sub>3</sub>	100	+	+	+	+	+	+	+	+	+	+	1
Glycerol chlorohydrin	C <sub>3</sub> H <sub>5</sub> OCl	100	-	n	+	-	+	+	o	+	+	+	3
Triacetin	C <sub>9</sub> H <sub>14</sub> (CH <sub>2</sub> COO) <sub>3</sub>	100	n	n	+	+	+	-	+	n	+	+	1
Glycine	NH <sub>2</sub> CH <sub>2</sub> COOH	10	+	+	+	+	+	+	+	+	+	+	1
Glycine	NH <sub>2</sub> CH <sub>2</sub> COOH	10	+	+	+	+	+	+	+	+	+	+	1
Glycol	C <sub>2</sub> H <sub>4</sub> (OH) <sub>2</sub>	100	+	+	+	+	+	+	+	+	+	+	1
Glycolic acid	CH <sub>2</sub> OHCOOH	70%	+	37%	+	+	+	+	+	+/o	+	+	1
Green vitriol	FeSO <sub>4</sub>	s	+	+	+	+	+	+	+	+	+	+	1
Urea	CO(NH <sub>2</sub> ) <sub>2</sub>	s	+	+/o	+	+	+	+	+	20%	+	+	1
Heptane	C <sub>7</sub> H <sub>16</sub>	100	+	+	+	+	+	+	-	-	+	+	1
Hexachloroplatinic acid	H <sub>2</sub> PtCl <sub>6</sub>	s	n	+	+	+	-	n	+	n	+	-	-
Hexafluoroisilicic acid	H <sub>2</sub> SiF <sub>6</sub>	100	+	30%	30%	+	o	+	+	o	40%	+/o	2
Hexane	C <sub>6</sub> H <sub>14</sub>	100	+	+	+	+	+	+	-	-	+	+	1
Hexanal	C <sub>6</sub> H <sub>11</sub> CHO	100	n	n	+	+	+	-	+/o	-	+	+	1
Hexanol	C <sub>6</sub> H <sub>13</sub> OH	100	-	-	+	+	+	n	+	o	+	+	1
Hexanetriol	C <sub>6</sub> H <sub>13</sub> (OH) <sub>3</sub>	100	n	n	+	+	+	+	+	n	+	+	1
Hexene	C <sub>6</sub> H <sub>12</sub>	100	n	+	+	+	+	+	-	-	+	+	1
1-Hexanol	C <sub>6</sub> H <sub>13</sub> OH	100	-	-	+	+	+	n	+	o	+	+	1
Ammonium carbonate	(NH <sub>4</sub> ) <sub>2</sub> CO <sub>3</sub>	40	+	+	+	+	+	+	+	+	+	+	1
Silver nitrate	AgNO <sub>3</sub>	s	+	+	+	+	+	+	+	+	+	+/o	3
Hydrazin hydrate	N <sub>2</sub> H <sub>4</sub> * H <sub>2</sub> O	s	+	+	+	+	+	n	+	o	+	+	3
Hydroquinone	C <sub>6</sub> H <sub>4</sub> (OH) <sub>2</sub>	s	o	+	+	+	+	+	-	+/o	+	+	2
Hydroxylammonium sulfate	(NH <sub>2</sub> OH) <sub>2</sub> * H <sub>2</sub> SO <sub>4</sub>	10	+	+	+	+	+	+	+	+	+	+	2
Hypochlorous acid	HOCl	s	+	+	o	+	-	+	+/o	+	o	+	1
Iodine	I <sub>2</sub>	s	o	-	+	+	-	+	+/o	+	o	+/o	-
Iodkalium	KI	s	+	+	+	+	+	+	+	+	+	+	1
Hydroiodic acid	HI	s	+	+	+	+	-	-	n	-	+	n	1
Isobutyl alcohol	C <sub>4</sub> H <sub>9</sub> CH(OH)CH <sub>3</sub>	100	-	-	+	+	+	+	+	o	+	+	1
Isopropanol	(CH <sub>3</sub> ) <sub>2</sub> CHOH	100	-	+/o	+	+	+	+	+	o	+	+	1
Isopropyl acetate	CH <sub>3</sub> COOCH(CH <sub>3</sub> ) <sub>2</sub>	100	-	-	+	+	+	-	+/o	+/o	+	+	1
Isopropyl alcohol	(CH <sub>3</sub> ) <sub>2</sub> CHOH	100	-	+/o	+	+	+	+	+	o	+	+	1
Isopropylbenzene	C <sub>6</sub> H <sub>5</sub> CH(CH <sub>3</sub> ) <sub>2</sub>	100	-	-	o	+	+	+	-	-	o	+	1
Isopropyl chloride	CH <sub>3</sub> CHClCH <sub>3</sub>	80%	-	-	o	+	+	+	-	o	o	+/o	2
Isopropylether	C <sub>6</sub> H <sub>14</sub> O	100	-	-	o	+	+	-	-	o	o	+	1
Potassium alum	KAl(SO <sub>4</sub> ) <sub>2</sub>	s	+	+	+	+	+	+	+	+	+	+	1
Caustic potash	KOH	50	+	+	+	+	(25 °C)	+	-	+	10%	+	1
Saltpetre	KNO <sub>3</sub>	s	+	+	+	+	+	+	+	+	+	+	1
Potassium acetate	CH <sub>3</sub> COOK	s	+	+	+	+	+	+	+	+	+	+	1
Potassium aluminium sulfate	KAl(SO <sub>4</sub> ) <sub>2</sub>	s	+	+	+	+	+	+	+	+	+	+	1
Potassium bicarbonate	KHCO <sub>3</sub>	40	+	+	+	+	+	+	+	+	+	+/o	1
Potassium dichromate	K <sub>2</sub> Cr <sub>2</sub> O <sub>7</sub>	s	+	+	+	+	25%	+	+	+	+	10%	3
Potassium bisulfate	KHSO <sub>4</sub>	5%	+	+	+	+	+	+	+	+	+	+	1
Potassium bitartrate	KC <sub>4</sub> H <sub>4</sub> O <sub>6</sub>	s	+	+	+	+	+	+	+	+	+	+	1
Potassium metaborate	KBO <sub>2</sub>	s	+	+	+	+	+	+	+	+	+	+	1
Potassium bromate	KBrO <sub>3</sub>	s	+	+	+	+	+	+	+	+	+	+	2
Potassium bromide	KBr	s	+	+	+	+	10%	+	+	+	+	0.1	1
Potassium carbonate	K <sub>2</sub> CO <sub>3</sub>	s	+	+	+	+	+	+	+	55%	+	+	1
Potassium chlorate	KClO <sub>3</sub>	s	+	+	+	+	+	+	+	+	+	+	2
Potassium chloride	KCl	s	+	+	+	+	-	+	+	+	+	+/o	1
Potassium chromate	K <sub>2</sub> CrO <sub>4</sub>	10	+	+	+	+	+	+	+	+	+	+	3
Chromium(III) potassium sulfate dodecahydrate	KCr(SO <sub>4</sub> ) <sub>2</sub>	s	+	+	+	+	+	+	+	+	+	+	1
Potassium cyanate	KOCN	s	+	+	+	+	+	+	+	+	+	+	2
Potassium cyanide	KCN	s	+	+	+	+	5%	+	+	+	+	5%	3
Potassium dichromate	K <sub>2</sub> Cr <sub>2</sub> O <sub>7</sub>	s	+	+	+	+	25%	+	+	+	+	10%	3
Potassium fluoride	KF	s	+	+	+	+	+	+	+	+	+	+	1
Potassium ferrocyanide	K <sub>4</sub> Fe(CN) <sub>6</sub>	s	+	+	+	+	+	+	+	+	+	+	1
Potassium hexacyanoferrate(III)	K <sub>3</sub> Fe(CN) <sub>6</sub>	s	+	+	+	+	+	+	+	+	+	+	1
Potassium hydrogen fluoride	KHF <sub>2</sub>	s	n	+	+	+	+	+	+	+	+	+	1
Potassium hydroxide	KOH	50	+	+	+	+	(25 °C)	+	-	+	10%	+	1
Potassium iodide	KI	s	+	+	+	+	+	+	+	+	+	+	1
Potassium nitrate	KNO <sub>3</sub>	s	+	+	+	+	+	+	+	+	+	+	1



# ProMinent Chemical Resistance List

Corrosive agent	Formula	Concentration in %	Acryl	PVC	PP	PVDF	1.4404	FKM	EPDM	Phar-Med®	PE	Hastel-loyC	WGK
Potassium perchlorate	KClO <sub>4</sub>	s	+	+	+	+	n	+	+	+	+	+	1
Potassium permanganate	KMnO <sub>4</sub>	s	+	+	+	+	+	+	+	6%	+	+	2
Potassium persulfate	K <sub>2</sub> S <sub>2</sub> O <sub>8</sub>	s	+	+	+	+	+	+	+	+	+	+	1
Potassium persulfate	K <sub>2</sub> S <sub>2</sub> O <sub>8</sub>	s	+	+	+	+	+	+	+	+	+	+	1
Tripotassium phosphate	KH <sub>2</sub> PO <sub>4</sub>	s	+	+	+	+	+	+	+	+	+	+	1
Potassium sulfate	K <sub>2</sub> SO <sub>4</sub>	s	+	+	+	+	+	+	+	+	+	+	1
Potassium sulfite	K <sub>2</sub> SO <sub>3</sub>	s	+	+	+	+	+	+	+	+	+	+	1
Limescale	CaCO <sub>3</sub>	s	+	+	+	+	+	+	+	+	+	+	1
Lime milk	Ca(OH) <sub>2</sub>	s	+	+	+	+	+	+	+	+	+	+	1
Calcium nitrate	Ca(NO <sub>3</sub> ) <sub>2</sub>	s	+	50%	50%	+	+	+	+	+	+	+	1
Carbolic acid	C <sub>6</sub> H <sub>5</sub> OH	100	-	-	+	+	+	+	-	+	+	+	2
Silicic acid	SiO <sub>2</sub> * x H <sub>2</sub> O	s	+	+	+	+	+	+	+	+	+	+	1
Cobalt chloride	CoCl <sub>2</sub>	s	+	+	+	+	-	+	+	+	+	+	2
Sodium chloride (table salt)	NaCl	s	+	+	+	+	-	+	+	+	+	+	1
Carbonic acid	"H <sub>2</sub> CO <sub>3</sub> "	s	+	+	+	+	+	+	+	+	+	+	1
Carbon disulfide	CS <sub>2</sub>	100	-	-	o	+	+	+	-	-	o	+	2
Carbon tetrachloride	CCl <sub>4</sub>	100	-	-	-	+	+	+	-	-	o	+	3
Aqua regia	3 HCl + HNO <sub>3</sub>	100	-	+	-	+ <sup>2)</sup>	-	-	o	-	-	-	2
Cresol	C <sub>6</sub> H <sub>4</sub> CH <sub>3</sub> OH	100	o	o	+	+	+	+	-	-	+	+	2
Copper(II) acetate	Cu(CH <sub>3</sub> COO) <sub>2</sub>	s	+	+	+	+	+	+	+	+	+	+	3
Copper arsenite	Cu <sub>3</sub> (AsO <sub>3</sub> ) <sub>2</sub>	s	+	+	+	+	+	+	+	+	+	+	3
Copper(II) carbonate	CuCO <sub>3</sub>	s	+	+	+	+	+	+	+	+	+	+	2
Copper(II) chloride	CuCl <sub>2</sub>	s	+	+	+	+	1%	+	+	+	+	+	2
Copper(II) cyanide	Cu(CN) <sub>2</sub>	s	+	+	+	+	+	+	+	+	+	+	3
Copper(II) fluoride	CuF <sub>2</sub>	s	+	+	+	+	+	+	+	+	+	+	2
Copper(II) nitrate	Cu(NO <sub>3</sub> ) <sub>2</sub>	s	+	+	+	+	+	+	+	+	+	+/o	2
Copper(II) sulfate	CuSO <sub>4</sub>	s	+	+	+	+	+	+	+	+	+	+	2
Vitriol of copper	CuSO <sub>4</sub>	s	+	+	+	+	+	+	+	+	+	+	2
Levoxin	N <sub>2</sub> H <sub>4</sub> * H <sub>2</sub> O	s	+	+	+	+	+	n	+	o	+	+	3
Lithium bromide	LiBr	s	+	+	+	+	+	+	+	+	+	+	1
Lithium chloride	LiCl	s	+	+	+	+	-	+	+	+	+	n	1
Magnesium carbonate	MgCO <sub>3</sub>	s	+	+	+	+	+	+	+	+	+	+/o	1
Magnesium chloride	MgCl <sub>2</sub>	s	+	+	+	+	o	+	+	+	+	+	1
Magnesium hydroxide	Mg(OH) <sub>2</sub>	s	+	+	+	+	+	+	+	+	+	+	1
Magnesium nitrate	Mg(NO <sub>3</sub> ) <sub>2</sub>	s	+	+	+	+	+	+	+	+	+	+	1
Magnesium sulfate	MgSO <sub>4</sub>	s	+	+	+	+	+	+	+	+	+	+/o	1
Maleic acid	C <sub>4</sub> H <sub>4</sub> O <sub>4</sub>	s	+	+	+	+	+	+	+	o	+	+	1
Manganese(II) chloride	MnCl <sub>2</sub>	s	+	+	+	+	-	+	+	+	+	+	1
Manganese(II) sulfate	MnSO <sub>4</sub>	s	+	+	+	+	+	+	+	+	+	+	1
MEK	CH <sub>3</sub> COC <sub>2</sub> H <sub>5</sub>	100	-	-	+	-	+	-	+	-	+	+	1
Mesityl oxide	C <sub>6</sub> H <sub>4</sub> O	100	-	-	n	n	+	-	+/o	-	n	+	1
Methacrylic acid	C <sub>5</sub> H <sub>8</sub> COOH	100	n	n	+	+	+	o	+/o	+/o	+	+	1
Methanol	CH <sub>3</sub> OH	100	-	-	+	+	+	o	+	+/o	+	+	1
Methoxybutanol	CH <sub>3</sub> O(CH <sub>2</sub> ) <sub>4</sub> OH	100	-	-	+	+	+	+	o	+	+	+	1
Methyl acetate	CH <sub>3</sub> COOCH <sub>3</sub>	60%	-	-	+	+	+	-	+/o	+/o	+	+	2
Methyl acetoacetate	C <sub>5</sub> H <sub>8</sub> O <sub>3</sub>	100	-	-	+	+	+	-	+/o	o	+	+	2
Methyl acrylate	C <sub>5</sub> H <sub>8</sub> COOCH <sub>3</sub>	100	-	-	+	+	+	+	+/o	o	+	+	2
Methyl alcohol	CH <sub>3</sub> OH	100	-	-	+	+	+	o	+	+/o	+	+	1
Methylamine	CH <sub>3</sub> NH <sub>2</sub>	32%	+	o	+	o	+	-	+	+	+	+	2
4-Methylcatechol	C <sub>6</sub> H <sub>3</sub> (OH) <sub>2</sub> CH <sub>3</sub>	s	+	+	+	+	+	+	-	+/o	+	+	1
Methyl cellulose	-	s	+	+	+	+	+	+	+	+	+	+	1
Methyl chloroform	CCl <sub>2</sub> CH <sub>3</sub>	100	-	-	o	+	+	+	-	o	o	+	3
Methylcyclopentane	C <sub>6</sub> H <sub>9</sub> CH <sub>3</sub>	100	+	+	+	+	+	+	-	-	+	+	1
Methylene chloride	CH <sub>2</sub> Cl <sub>2</sub>	100	-	-	o	o	o	+	-	o	-	+	2
Methyl ethyl ketone	CH <sub>3</sub> COC <sub>2</sub> H <sub>5</sub>	100	-	-	+	-	+	-	+	-	+	+	1
Methylglycol	C <sub>3</sub> H <sub>8</sub> O <sub>2</sub>	100	+	+	+	+	+	-	+/o	+	+	+	1
Methyl isobutyl ketone	CH <sub>3</sub> COC <sub>2</sub> H <sub>9</sub>	100	-	-	+	-	+	-	o	-	+	+	1
Methyl isopropyl ketone	CH <sub>3</sub> COC <sub>3</sub> H <sub>7</sub>	100	-	-	+	-	+	-	+/o	-	+	+	1
Methyl methacrylate	C <sub>5</sub> H <sub>8</sub> COOCH <sub>3</sub>	100	-	-	+	+	+	-	-	-	+	+	1
Methyl oleate	C <sub>17</sub> H <sub>33</sub> COOCH <sub>3</sub>	100	n	n	+	+	+	+	+/o	n	+	+	1
Methyl salicylate	HOC <sub>6</sub> H <sub>4</sub> COOCH <sub>3</sub>	100	-	-	+	+	+	n	+/o	-	+	+	1
MIBK	CH <sub>3</sub> COC <sub>3</sub> H <sub>9</sub>	100	-	-	+	-	+	-	o	-	+	+	1
Lactic acid	C <sub>3</sub> H <sub>5</sub> O <sub>3</sub>	100	-	+	+	+	+/o	+	10%	+/o	+	+	1
Morpholine	C <sub>4</sub> H <sub>9</sub> ON	100	-	-	+	-	+	n	n	-	+	+	2
Motor oils	-	100	n	+/o	+	+	+	+	-	-	+	+	2
Sodium acetate	NaCH <sub>3</sub> COO	s	+	+	+	+	+	+	+	+	+	+	1
Sodium benzoate	C <sub>6</sub> H <sub>5</sub> COONa	s	+	+	+	+	+	+	+	+	+	+	1
Sodium bicarbonate	NaHCO <sub>3</sub>	s	+	+	+	+	+	+	+	+	+	+	1
Sodium dichromate	Na <sub>2</sub> Cr <sub>2</sub> O <sub>7</sub>	s	+	+	+	+	+	+	+	+	+	+	3
Sodium bisulfate	NaHSO <sub>4</sub>	s	+	+	+	+	+	+	+	+	+	+	1
Sodium bisulfite	NaHSO <sub>3</sub>	s	+	+	+	+	+	+	+	+	+	+	1
Borax	NaBO <sub>2</sub>	s	+	+	+	+	+	+	+	+	+	+	1
Sodium bromate	NaBrO <sub>3</sub>	s	+	+	+	+	+	+	+	+	+	+	3
Sodium bromide	NaBr	s	+	+	+	+	+	+	+	+	+	+	1
Sodium carbonate	Na <sub>2</sub> CO <sub>3</sub>	s	+	+	+	+	+/o	+	+	+	+	+	1
Sodium chlorate	NaClO <sub>3</sub>	s	+	+	+	+	+	+	+	+	+	+	2
Sodium chloride	NaCl	s	+	+	+	+	-	+	+	+	+	+	1



# ProMinent Chemical Resistance List

Corrosive agent	Formula	Concentration in %	Acryl	PVC	PP	PVDF	1.4404	FKM	EPDM	Phar-Med®	PE	Hastel-loyC	WGK
Sodium chlorite	NaClO <sub>2</sub>	24%	+	+	+	+	10%	+	+	+	+	10%	2
Sodium chromate	Na <sub>2</sub> CrO <sub>4</sub>	s	+	+	+	+	+	+	+	+	+	+	3
Sodium cyanide	NaCN	s	+	+	+	+	+	+	+	+	+	+	3
Sodium metabisulfite	Na <sub>2</sub> S <sub>2</sub> O <sub>5</sub>	s	+	+	+	+	+	n	n	+	+	+	1
Sodium dithionite	Na <sub>2</sub> S <sub>2</sub> O <sub>4</sub>	s	+	10%*	10%	+	+	n	n	+	10%	+/o	1
Sodium fluoride	NaF	s	+	+	+	+	10%	+	+	+	+	+	1
Sodium hydrogen sulfate	NaHSO <sub>4</sub>	s	+	+	+	+	+	+	+	+	+	+	1
Sodium hydroxide	NaOH	50	+	+	+	+	(60%/25 °C)	+	-	+	30%	+	1
Sodium hypochlorite	NaOCl + NaCl	12%	+	+	o	+	-	o	+	+	o	> 10%	2
Sodium iodide	NaI	s	+	+	+	+	+	+	+	+	+	+	1
Sodium metaphosphate	(NaPO <sub>3</sub> ) <sub>n</sub>	s	+	+	+	+	+	+	+	+	+	+	1
Sodium nitrate	NaNO <sub>3</sub>	s	+	+	+	+	+	+	+	+	+	+	1
Sodium nitrite	NaNO <sub>2</sub>	s	+	+	+	+	+	+	+	+	+	+	2
Sodium oxalate	Na <sub>2</sub> C <sub>2</sub> O <sub>4</sub>	s	+	+	+	+	+	+	+	+	+	+	1
Sodium perborate	NaBO <sub>2</sub> ·H <sub>2</sub> O <sub>2</sub>	s	+	+/o	+	+	+	+	+	+	+	+/o	1
Sodium perchlorate	NaClO <sub>4</sub>	s	+	+	+	+	10%	+	+	+	+	10%	1
Sodium peroxide	Na <sub>2</sub> O <sub>2</sub>	s	+	+	+	+	+	+	+	n	-	+	1
Sodium peroxodisulfate	Na <sub>2</sub> S <sub>2</sub> O <sub>8</sub>	s	n	+	+	+	+	+	+	+	+	+	1
Sodium salicylate	C <sub>6</sub> H <sub>4</sub> (OH)COONa	s	+	+/o	+	+	+	+	+	+	+	+	1
Sodium silicate	Na <sub>2</sub> SiO <sub>3</sub>	s	+	+	+	+	+	+	+	+	+	+	1
Sodium sulfate	Na <sub>2</sub> SO <sub>4</sub>	s	+	+	+	+	+	+	+	+	+	+	1
Sodium sulfide	Na <sub>2</sub> S	s	+	+	+	+	+	+	+	+	+	+	2
Sodium sulfite	Na <sub>2</sub> SO <sub>3</sub>	s	+	+	+	+	50%	+	+	+	+	50%	1
Sodium tetraborate	Na <sub>2</sub> B <sub>4</sub> O <sub>7</sub> ·10H <sub>2</sub> O	s	+	+	+	+	+	+	+	+	+	+	1
Sodium thiosulfate	Na <sub>2</sub> S <sub>2</sub> O <sub>3</sub>	s	+	+	+	+	25%	+	+	+	+	25%	1
Sodium tripolyphosphate	Na <sub>5</sub> P <sub>3</sub> O <sub>10</sub>	s	+	+	+	+	+	+/o	+	+	+	+	1
Natron	NaHCO <sub>3</sub>	s	+	+	+	+	+	+	+	+	+	+	1
Sodium hydroxide solution	NaOH	50	+	+	+	+	(60%/25 °C)	+	-	+	30%	+	1
Chile saltpeter	NaNO <sub>3</sub>	s	+	+	+	+	+	+	+	+	+	+	1
Nickel(II) acetate	(CH <sub>3</sub> COO) <sub>2</sub> Ni	s	+	+	+	+	+	-	+	+	+	+	2
Nickel(II) chloride	NiCl <sub>2</sub>	s	+	+	+	+	-	+	+	+	+	+	2
Nickel(II) nitrate	Ni(NO <sub>3</sub> ) <sub>2</sub>	s	+	+	+	+	+	+	+	+	+	+/o	2
Nickel(II) sulfate	NiSO <sub>4</sub>	s	+	+	+	+	+	+	+	+	+	+/o	2
Nitromethane	CH <sub>3</sub> NO <sub>2</sub>	100	-	-	+	o	+	-	+/o	-	+	+	2
Nitropropane	(CH <sub>3</sub> ) <sub>2</sub> CHNO <sub>2</sub>	100	-	-	+	n	+	-	+/o	-	+	+	2
Nitrotoluene	C <sub>6</sub> H <sub>4</sub> NO <sub>2</sub> CH <sub>3</sub>	100	-	-	+	+	+	o	-	-	+	+	2
Octane	C <sub>8</sub> H <sub>18</sub>	100	o	+	+	+	+	+	-	-	+	+	1
Octanol	C <sub>8</sub> H <sub>17</sub> OH	100	-	-	+	+	+	+	+	-	+	+	1
1-Octanol	C <sub>8</sub> H <sub>17</sub> OH	100	-	-	+	+	+	+	+	-	+	+	1
Octylcresol	C <sub>15</sub> H <sub>24</sub> O	100	-	-	+	+	+	o	n	-	+	+	1
Oil	-	100	n	+/o	+	+	+	+	-	-	+	+	2
Oleum	H <sub>2</sub> SO <sub>4</sub> + SO <sub>3</sub>	s	n	-	-	-	+	+	-	+	-	+	2
Orthophosphoric acid	H <sub>3</sub> PO <sub>4</sub>	85%	50%	+	+	+	+	+	+	+	+	+	1
Oxalic acid	(COOH) <sub>2</sub>	s	+	+	+	+	10%	+	+	+/o	+	+/o	1
Pentane	C <sub>5</sub> H <sub>12</sub>	100	+	+	+	+	+	+	-	-	+	+	1
1-Pentanol	C <sub>5</sub> H <sub>11</sub> OH	100	+	+	+	+	+	-	+	-	+	+	1
PER	C <sub>2</sub> Cl <sub>4</sub>	100	-	-	o	+	+	o	-	o	o	+	3
Tetrachloroethylene	C <sub>2</sub> Cl <sub>4</sub>	100	-	-	o	+	+	o	-	o	o	+	3
Perchloric acid	HClO <sub>4</sub>	70%	n	10%*	10%	+	-	+	+/o	+	+	n	1
Perhydrol	H <sub>2</sub> O <sub>2</sub>	90%	40%	40%*	30%	+	+	30%	30%	+	+	+	1
Petroleum ether	C <sub>6</sub> H <sub>14</sub> ±2	100	+	+/o	+	+	+	+	-	-	+	+	1
Phenol	C <sub>6</sub> H <sub>5</sub> OH	100	-	-	+	+	+	+	-	+	+	+	2
Phenylethyl ether	C <sub>6</sub> H <sub>5</sub> OC <sub>2</sub> H <sub>5</sub>	100	-	-	+	n	+	-	-	-	+	+	2
Phenylhydrazine	C <sub>6</sub> H <sub>5</sub> NHNH <sub>2</sub>	100	-	-	o	+	+	o	-	-	o	+	2
Phosphoric acid	H <sub>3</sub> PO <sub>4</sub>	85%	50%	+	+	+	+	+	+	+	+	+	1
Phosphorus trichloride	PCl <sub>3</sub>	100	-	-	+	+	+	o	+	+/o	+	+	1
Phosphoryl chloride	POCl <sub>3</sub>	100	-	-	+	+	n	+	+	n	+	+	1
Phthalic acid	C <sub>6</sub> H <sub>4</sub> (COOH) <sub>2</sub>	s	+	+	+	+	+	+	+	+	+	+	1
Picric acid	C <sub>6</sub> H <sub>2</sub> (NO <sub>3</sub> ) <sub>3</sub> OH	s	+	+	+	+	+	+	+	-	+	+	2
Piperidine	C <sub>5</sub> H <sub>11</sub> N	100	-	-	n	n	+	-	-	-	n	+	2
Potassium carbonate	K <sub>2</sub> CO <sub>3</sub>	s	+	+	+	+	+	+	+	55%	+	+	1
Propionitrile	CH <sub>3</sub> CH <sub>2</sub> CN	100	n	n	+	+	+	+	-	-	+	+	2
Propionic acid	C <sub>2</sub> H <sub>5</sub> COOH	100	o	+	+	+	+	+	+	+/o	+	+	1
Propyl acetate	CH <sub>3</sub> COOC <sub>3</sub> H <sub>7</sub>	100	-	-	+	+	+	-	+/o	-	+	+	1
Propylene glycol	CH <sub>2</sub> CHOHCH <sub>2</sub> OH	100	+	+	+	+	+	+	+	+	+	+	1
Pyridine	C <sub>5</sub> H <sub>5</sub> N	100	-	-	o	-	+	-	-	o	+	+	2
Pyrrrole	C <sub>4</sub> H <sub>4</sub> NH	100	n	n	+	n	+	-	-	-	+	+	2
Mercury	Hg	100	+	+	+	+	+	+	+	+	+	+	3
Mercury(II) chloride	HgCl <sub>2</sub>	s	+	+	+	+	-	+	+	+	+	+	3
Mercury(II) cyanide	Hg(CN) <sub>2</sub>	s	+	+	+	+	+	+	+	+	+	+	3
Mercury(II) nitrate	Hg(NO <sub>3</sub> ) <sub>2</sub>	s	+	+	+	+	+	+	+	+	+	+	3
Salicylic acid	HOC <sub>6</sub> H <sub>4</sub> COOH	s	+	+	+	+	+	+	+	+	+	+/o	1
Salmiac	NH <sub>4</sub> Cl	s	+	+	+	+	-	+	+	+	+	+/o	1
Ammonia solution	"NH <sub>3</sub> OH"	30	+	+	+	+	(25 °C)	+	-	+	+	+	2
Nitric acid	HNO <sub>3</sub>	99%	10%	50%	o	65% <sup>2)</sup>	50%	50%	10%	35%	50%	65%	1
Hydrochloric acid	HCl	38%	32%	+	+	+	-	+	o	o	+	o	1



# ProMinent Chemical Resistance List

Corrosive agent	Formula	Concentration in %	Acryl	PVC	PP	PVDF	1.4404	FKM	EPDM	Phar-Med®	PE	Hastel-loyC	WGK
Salt water	-	s	+	+/o	+	+	+/o	+	+	+	+	+	1
Sulfur chloride	S <sub>2</sub> Cl <sub>2</sub>	100	n	n	n	+	n	+	-	-	n	n	-
Disulfur dichloride	S <sub>2</sub> Cl <sub>2</sub>	100	n	n	n	+	n	+	-	-	n	n	-
Carbon disulfide	CS <sub>2</sub>	100	-	-	o	+	+	+	-	-	o	+	2
Sulfuric acid	H <sub>2</sub> SO <sub>4</sub>	98%	30%	50%	85%	+	20%	+	80%	30%	80%	+	1
Sulfuric acid, fuming	H <sub>2</sub> SO <sub>4</sub> + SO <sub>3</sub>	s	n	-	-	-	+	+	-	+	-	+	2
Sulfurous acid	H <sub>2</sub> SO <sub>3</sub>	s	+	+	+	+	10%	+	+	+	+	+	1
Silver bromide	AgBr	s	+	+	+	+	+/o	+	+	+	+	+	1
Silver chloride	AgCl	s	+	+	+	+	-	+	+	+	+	+/o	1
Silver nitrate	AgNO <sub>3</sub>	s	+	+	+	+	+	+	+	+	+	+/o	3
Starch	(C <sub>6</sub> H <sub>10</sub> O <sub>5</sub> ) <sub>n</sub>	s	+	+	+	+	+	+	n	+	+	+	1
Styrene	C <sub>6</sub> H <sub>5</sub> CHCH <sub>2</sub>	100	-	-	o	+	+	+	-	-	o	+	2
Sulfuryl chloride	SO <sub>2</sub> Cl <sub>2</sub>	100	-	-	-	o	n	+	o	-	-	n	1
Tetrachloroethane	C <sub>2</sub> H <sub>2</sub> Cl <sub>4</sub>	100	-	-	o	+	+	o	-	o	o	+	3
Tetrachloroethylene	C <sub>2</sub> Cl <sub>4</sub>	100	-	-	o	+	+	o	-	o	o	+	3
Tetrachloromethane	CCl <sub>4</sub>	100	-	-	-	+	+	+	-	-	o	+	3
Tetraethyllead	Pb(C <sub>2</sub> H <sub>5</sub> ) <sub>4</sub>	100	+	+	+	+	+	+	-	n	+	+	3
Tetrahydrofuran	C <sub>4</sub> H <sub>8</sub> O	100	-	-	o	-	+	-	-	-	o	+	1
Tetralin	C <sub>10</sub> H <sub>12</sub>	100	-	-	-	+	+	+	-	-	o	+	3
Thionyl chloride	SOCl <sub>2</sub>	100	-	-	-	+	n	+	+	+	-	n	1
Thiophene	C <sub>4</sub> H <sub>4</sub> S	100	n	-	o	n	+	-	-	-	o	+	3
Titanium tetrachloride	TiCl <sub>4</sub>	100	n	n	n	+	n	o	-	n	n	n	1
Toluene	C <sub>6</sub> H <sub>5</sub> CH <sub>3</sub>	100	-	-	o	+	+	o	-	-	o	+	2
Toluene diisocyanate	C <sub>6</sub> H <sub>3</sub> (NCO) <sub>2</sub>	100	n	n	+	+	+	-	+/o	n	+	+	2
Tributyl phosphate	(C <sub>4</sub> H <sub>9</sub> ) <sub>3</sub> PO <sub>4</sub>	100	n	-	+	+	+	-	+	+	+	+	1
Trichloroacetic acid	CCl <sub>3</sub> COOH	50	-	+	+	+	-	-	o	+/o	+	+	1
Trichloroethane	CCl <sub>3</sub> CH <sub>3</sub>	100	-	-	o	+	+	+	-	o	o	+	3
Trichloroethylene	C <sub>2</sub> HCl <sub>3</sub>	100	-	-	o	+	+/o	o	-	o	o	+	3
Triethanolamine	N(C <sub>2</sub> H <sub>5</sub> OH) <sub>3</sub>	100	+	o	+	n	+	-	+/o	o	+	+	1
Tricresyl phosphate	(C <sub>7</sub> H <sub>7</sub> ) <sub>3</sub> PO <sub>4</sub>	90%	-	-	+	n	+	o	+	+	+	+	2
Trisodium phosphate	Na <sub>3</sub> PO <sub>4</sub>	s	+	+	+	+	+	+	+	+	+	+	1
Tris(2-ethylhexyl) phosphate	(C <sub>8</sub> H <sub>17</sub> ) <sub>3</sub> PO <sub>4</sub>	100	n	-	+	+	+	o	+	+	+	+	2
Hypochlorous acid	HOCl	s	+	+	o	+	-	+	+/o	+	o	+	1
Vinyl acetate	CH <sub>2</sub> =CHOOCCH <sub>3</sub>	100	-	-	+	+	+	n	n	+/o	+	+	2
Hydrogen peroxide	H <sub>2</sub> O <sub>2</sub>	90%	40%	40%*	30%	+	+	30%	30%	+	+	+	1
Tartaric acid	C <sub>4</sub> H <sub>6</sub> O <sub>6</sub>	s	50%	+	+	+	+	+	+/o	+	+	+	1
Xylene	C <sub>6</sub> H <sub>4</sub> (CH <sub>3</sub> ) <sub>2</sub>	100	-	-	-	+	+	o	-	-	o	+	2
Zinc acetate	(CH <sub>3</sub> COO) <sub>2</sub> Zn	s	+	+	+	+	+	-	+	+	+	+	1
Zinc chloride	ZnCl <sub>2</sub>	s	+	+	+	+	-	+	+	+	+	n	1
Zinc sulfate	ZnSO <sub>4</sub>	s	+	+	+	+	+	+	+	+	+	+/o	1
Tin(II) chloride	SnCl <sub>2</sub>	s	+	o	+	+	-	+	+	+	+	+/o	1
Tin(II) sulfate	SnSO <sub>4</sub>	s	n	+	+	+	+	+	+	+	+	+/o	1
Tin(IV) chloride	SnCl <sub>4</sub>	s	n	+	+	+	-	+	+	+	+	+	1
Citric acid	C <sub>6</sub> H <sub>8</sub> O <sub>7</sub>	s	+	+	+	+	+	+	+	+	+	+	1
Sugar solution	-	s	+	+	+	+	+	+	+	+	+	+	1

<sup>1)</sup> Chlorine dioxide is capable of penetrating PVDF without destroying it. This can lead to damage to PVDF-coated parts.



# ProMinent Chemical Resistance List

## Overview of the Resistance of Soft PVC Hoses (Guttasyn®) to the Most Common Chemicals

This data applies to standard conditions (20 °C, 1,013 mbar).

+	resistant
o	conditionally resistant
-	not resistant

The data has been taken from relevant manufacturers' literature and supplemented by our own tests and experience. As the resistance of a material also depends on other factors, especially pressure and operating conditions etc., this list should merely be regarded as an initial guide and does not claim to offer any guarantees. Take into consideration the fact that conventional feed chemicals are largely compounds, the corrosiveness of which cannot simply be calculated by adding together the corrosiveness of each individual component. In cases such as these the material compatibility data produced by the chemical manufacturer must be read as a matter of priority when selecting a material. Safety data sheets do not provide this information and cannot therefore replace application-specific documentation.

Corrosive agent	Concentration in %	Evaluation
Acetone	all	-
Acetylene tetrabromide	100	-
Alums of all kinds, aqueous	all	+
Aluminium salts, aqueous	all	+
Ammonium, aqueous	15	-
Ammonium, aqueous	saturated	-
Ammonium salts, aqueous	all	+
Aniline	100	-
Benzene	100	-
Bisulfite, aqueous	40	+
Borax solution	all	+
Boric acid, aqueous	10	+
Bromine, vaporous and liquid	-	-
Hydrogen bromide	10	+
Butanol	100	+
Butyric acid, aqueous	conc.	-
Butyric acid, aqueous	20	+
Butyl acetate	100	-
Calcium chloride, aqueous	all	+
Chlorinated hydrocarbons	all	-
Chrome-alum, aqueous	all	+
Chromic acid, aqueous	50	-
Dextrin, aqueous	saturated	+
Diesel oils, compressed oils	100	o
Diethyl ether	100	-
Fertilizing manure salt, aqueous	all	+
Ferric chloride, aqueous	all	+
Glacial acetic acid	100	-
Acetic ester	100	-
Acetic acid	50	o
Acetic acid (wine vinegar)	-	o
Acetic acid, aqueous	10	+
Acetic acid anhydride	100	-
Ethanol	96	-
Ethyl acetate	100	-
Ethylene glycol	30	+
Formaldehyde, aqueous	30	o
Difluorodichloromethane	100	-
Glycerol	100	-
Glucose, aqueous	saturated	+
Halogens	all	-
Urea, aqueous	all	+
Caustic potash	15	+
Potassium bichromate, aqueous	saturated	+
Potassium persulfate, aqueous	saturated	+
Creosote	-	-
Sodium chloride, aqueous	all	+
Carbonic acid	all	+
Copper sulfate, aqueous	all	+
Magnesium salts, aqueous	all	+



# ProMinent Chemical Resistance List

Corrosive agent	Concentration in %	Evaluation
Methyl alcohol	100	+
Methylene chloride	100	-
Sodium hypochlorite	15	+
Sodium salts	-	-
Sodium hydroxide solution	aqueous	+
Oils	-	-
Perchloric acid	all	o
Phenol, aqueous	all	o
Phosphoric acid, aqueous	100	-
Nitric acid, aqueous	25	+
Hydrochloric acid	15	+
Sulfur dioxide, gaseous	all	+
Carbon disulfide	100	-
Sulfuric acid	30	+
Hydrogen sulfide, gaseous	100	-
Silver nitrate	10	+
Tetrachloromethane	100	-
Ink	-	+
Toluene	100	-
Trichloroethylene	100	-
Hydrogen peroxide	up to 10	+
Xylene	100	-
Zinc salts	all	+



Your digital reference source.  
Wherever you want. Whenever you want.

---

## Product Catalogue 2024

Groundbreaking diversity: ProMinent 2024.  
Our product catalogue is available in three individual volumes.



Metering Technology



Measuring, Control and Sensor Technology



Water Treatment and Disinfection

You can find our individual catalogue volumes for download or online browsing at  
[www.prominent.com/en/product-catalogue](http://www.prominent.com/en/product-catalogue)

Do you need an overview of our entire product range?  
Then we would recommend our product overview.  
[www.prominent.com/en/productoverview](http://www.prominent.com/en/productoverview)